

Assemblea Straordinaria del 12 maggio 2026

ESITO VOTAZIONE

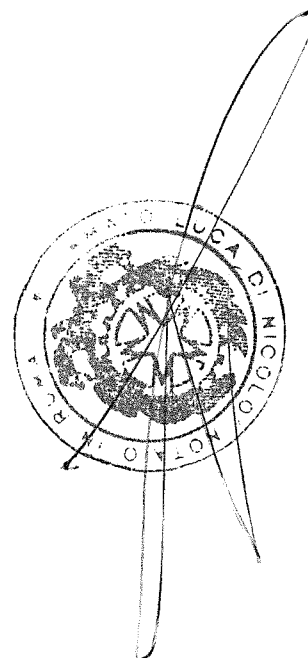
Oggetto: **1. Annullamento di azioni proprie senza riduzione del capitale sociale e conseguente modifica dell'art. 5 dello statuto sociale; deliberazioni inerenti e conseguenti.**

**Hanno partecipato alla votazione:**

-n° 4.500 azionisti,  
portatori di n° 6.696.402.585 azioni ordinarie, tutte ammesse al voto,  
pari al 65,866169% del capitale sociale.

**Hanno votato:**

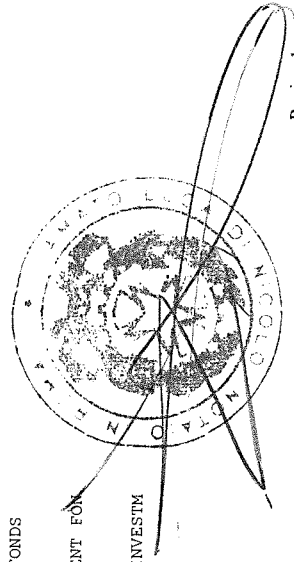
		% su Azioni Ordinarie che hanno partecipato alla votazione
Favorevoli	6.691.814.077	99,931478
Contrari	3.176.611	0,047438
SubTotale	<u>6.694.990.688</u>	99,978916
Astenuti	1.411.897	0,021084
Totale	<u>6.696.402.585</u>	100,000000
Non Votanti	198.986.684	



**LISTA ESITO DELLA VOTAZIONE**

**Oggetto: I. Bilancio di esercizio al 31 dicembre 2025. Relazioni del Consiglio di Amministrazione, del Collegio Sindacale e della Società di revisione. Deliberazioni relative. Presentazione del bilancio consolidato al 31 dicembre 2025 comprensivo della Rendicontazione consolidata di sostenibilità relativa all'esercizio 2025. FAVOREVOLI**

Badge	Ragione Sociale	Proprio	Delega	Totale
1	COMPUTERSHARE S.P.A. IN QUALITA' DI RAPPRESENTANTE DESIGNATO 135-UNDECIES NELLA PERSONA DI ENRICO MONICELLI	0	0	0
**D	MINISTERO DELL'ECONOMIA E DELLE FINANZE	0	2.397.856.331	2.397.856.331
***	SELLIA FABRIZIO SILVERIO	0	31	31
***	MINOZZI ROMANO	0	19.023.243	19.023.243
**D	GRANTIFIANDRE SOCIETA' PER AZIONI	0	15.138.841	15.138.841
**D	IRIS CERAMICA GROUP SOCIETA' PER AZIONI	0	14.681.907	14.681.907
**D	FONDO PENSIONE FONDENERGIA	0	574.946	574.946
***	CATTANEO FLAVIO	0	500.000	500.000
**D	ESSECEFFE INVESTMENT S.R.L.	0	2.400.000	2.400.000
***	AMBROSETTI PIETRO MARIA	0	500	500
**D	FINANZIARIA CERAMICA CASTELLARANO S P A	0	1.425.711	1.425.711
**D	PORCELAINGRES GMBH	0	300.000	300.000
**D	CASSA NAZIONALE DI PREVIDENZA E ASSISTENZA FORENSE	0	52.417.000	52.417.000
**D	FONCHIM	0	3.519.596	3.519.596
**D	ARCO FONDO NAZIONALE PENSIONE COMPLEMENTARE	0	1.309.878	1.309.878
**D	FONDO PEGASO	0	127.237	127.237
**D	FONCER	0	3.609	3.609
**D	FONDO GOMMA PLASTICA	0	46.188	46.188
**D	FONDO PENSIONE TELEMACO	0	784.473	784.473
**D	FONDO PENSIONE BYBLOS	0	33.781	33.781
**D	SOLIDARIETA' VENETO - FONDO PENSIONE	0	57.492	57.492
2	COMPUTERSHARE S.P.A. IN QUALITA' DI RAPPRESENTANTE DESIGNATO 135-NOVIES NELLA PERSONA DI ENRICO MONICELLI	0	0	0
**D	FONDAZIONE FINANZA ETICA	0	250	250
3	COMPUTERSHARE S.P.A. IN QUALITA' DI RAPPRESENTANTE DESIGNATO (SUBDELEGA PREVISAN) NELLA PERSONA DI ENRICO MONICELLI	0	0	0
**D	GET CAPITAL AI SENTIMENT FUND EUROPE	0	42.149	42.149
**D	DEGUSSA AKTIEN UNIVERSAL-FONDS	0	56.448	56.448
**D	DEGUSSA BANK-UNIVERSAL-RENTENFONDS	0	250.000	250.000
**D	DBCI-UNIVERSAL-FONDS I	0	21.700	21.700
**D	UNIVERSAL INVESTMENT GMBH	0	190.602	190.602
**D	DEVIF-FONDS NR. 74	0	30.000	30.000
**D	DEVIF-FONDS NR. 349	0	15.534	15.534
**D	V-MN-FONDS C/O UNION INVESTMENT INSTITUT	0	30.000	30.000
**D	UNI-FONDS NR. 865	0	72.400	72.400
**D	UNIINSTITUTIONAL AKTIEN INFRASTRUKTUR ES	0	564.432	564.432
**D	WARBURG - ALPHA - FONDS	0	13.500	13.500
**D	WARBURG - MULTI-ASSET - SELECT - FONDS	0	3.500	3.500
**D	GRIDL GLOBAL MACRO UI	0	6.500	6.500
**D	WARBURG - HEDGED EQUITY	0	6.115	6.115
**D	WARBURG CLASSIC VERMORGENS MANAGEMENT FON	0	9.000	9.000
**D	UNI-FONDS NR. 966	0	33.935	33.935
**D	UNI-FONDS NR. 1106	0	46.100	46.100
**D	LACORRE PLUS VERTR. D. UNIVERSAL-INVESTM	0	17.000	17.000
**D	UNI-FONDS NR. 970	0	7.600	7.600
**D	UNI-FONDS NR. 735	0	13.000	13.000
**D	DEVIF-FONDS NR. 40	0	30.000	30.000
**D	UNI-FONDS NR. 776	0	12.715	12.715
**D	DEVIF-FONDS NR. 544	0	28.300	28.300
**D	UVB 1	0	26.860	26.860



LISTA ESITO DELLA VOTAZIONE


Oggetto: 1. Bilancio di esercizio al 31 dicembre 2025. Relazioni del Consiglio di Amministrazione, del Collegio Sindacale e della Società di revisione. Deliberazioni relative. Presentazione del bilancio consolidato al 31 dicembre 2025 comprensivo della Rendicontazione consolidata di sostenibilità relativa all'esercizio 2025. FAVOREVOLI

Badge	Ragione Sociale	Proprio	Delega	Totale
**D	UNINSTITUTIONAL EUROPEAN MINIRISK EQUITI	0	694.936	694.936
**D	BBBANK DYNAMIK UNION	0	36.000	36.000
**D	PRIVATFONDS: KONTROLLIERT	0	187.001	187.001
**D	D+J BETA UI	0	23.000	23.000
**D	DEVIF-FONDS NR. 35	0	21.260	21.260
**D	UIN-FONDS NR. 799	0	12.410	12.410
**D	DEVIF-FONDS NR. 484	0	29.093	29.093
**D	UNION INVESTMENT INSTITUTIONAL GMBH CHWF	0	34.000	34.000
**D	UIN-FONDS NR. 624	0	48.800	48.800
**D	DEVIF-FONDS NR. 534	0	66.000	66.000
**D	UIN-FONDS NR. 609	0	29.863	29.863
**D	BAYERNINVEST BISI-FONDS	0	46.534	46.534
**D	UIN-FONDS NR. 977	0	37.304	37.304
**D	DEVIF-FONDS NR. 499	0	74.434	74.434
**D	NRS-FONDS VERTR. P. UNIVERSAL-INVESTMENT	0	20.000	20.000
**D	UNINSTITUTIONAL KOMMUNALFONDS ESG	0	11.002	11.002
**D	UNIVERSAL-INVESTMENT-GESELLSCHAFT MIT BESCHRAENKTER HAFTUNG RLHK-UNIVERSAL-FONDS I	0	18.000	18.000
**D	LBBW AM INVESTMENTGES. MBH LBBW AM-WASTE	0	175.000	175.000
**D	LBBW AM INVESTMENTGES. MBH LBBW ZYKLUS S	0	30.000	30.000
**D	LBBW AM-48	0	66.000	66.000
**D	LBBW AM-REM-STIFTUNGEN	0	110.000	110.000
**D	LBBW AM-EKO-FONDS II	0	12.000	12.000
**D	BAYERNINVEST KVG MBH BG BAU ALTERSRUECK.	0	15.000	15.000
**D	LBBW AM INVESTMENTGES MBH LBBW AM 45 SEG	0	206.217	206.217
**D	LBBW AM-400 KARLSRUHER EUROPA-AKTIEFOND	0	14.000	14.000
**D	LBBW ASS.MAN. INVESTM.GES. MBH LBBW AM-M	0	56.785	56.785
**D	LBBW AM-STEIN FONDS	0	43.000	43.000
**D	LBBW AM-PV	0	6.907	6.907
**D	LBBW AM-FSG	0	20.000	20.000
**D	LBBW AM INVESTMENTGES. MBH VAS FONDS LBB	0	9.500	9.500
**D	LBBW AM INVESTMENTGES. MBH LBB W AM-AAA	0	23.000	23.000
**D	LBBW ASS.MAN. INVESTM.GES. MBH LBBW AM-N	0	42.900	42.900
**D	LBBW AM-ALME INVEST	0	33.893	33.893
**D	LBBW AM-LZK	0	80.000	80.000
**D	LBBW AM-SUEDINVEST132	0	4.000	4.000
**D	LBBW AM INVESTMENTGES. MBH LBBW AM-RENDI	0	14.715	14.715
**D	LBBW AM-PENSION DATA1	0	27.923	27.923
**D	LBBW AM INVESTMENTGES MBH LBB W AM DBS S	0	44.000	44.000
**D	LBBW ASS MAN INVESTM GES MBH LBBW AM RS	0	11.542	11.542
**D	BAYERNINVEST KVG MBH BG BAU ALTERSR. MA	0	24.300	24.300
**D	LBBW AM-ZVL	0	168.952	168.952
**D	LBBW AM-SKAN DIVIDENDE	0	17.500	17.500
**D	LBBW AM-NEWS	0	88.000	88.000
**D	LBBW AM-MAK	0	7.600	7.600
**D	DWS INVESTMENT GMBH DRIVEINVEST FOR PENS	0	37.500	37.500
**D	LBBW AM INVESTMENTGES. MBH LBB W AM-MONA	0	31.119	31.119
**D	LBBW ASS.MAN. INVESTM.GES. MBH LBBW AM-C	0	30.000	30.000
**D		0	48.000	48.000

## LISTA ESITO DELLA VOTAZIONE

Oggetto: **1. Bilancio di esercizio al 31 dicembre 2025. Relazioni del Consiglio di Amministrazione, del Collegio Sindacale e della Società di revisione. Deliberazioni relative. Presentazione del bilancio consolidato al 31 dicembre 2025 comprensivo della Rendicontazione consolidata di sostenibilità relativa all'esercizio 2025. FAVOREVOLI**

Badge	Ragione Sociale	Proprio	Delega	Totale
**D	LBBW AM INVESTMENTGES.. MBH LBBW AM-45 SE	0	9.318	9.318
**D	DEKA INVESTMENT GMBH RE BV-PAR-FONDS	0	91.870	91.870
**D	DEKA INVESTMENT GMBH RE A-FU 5-FONDS	0	10.888	10.888
**D	DEKA INVESTMENT GMBH KVR FONDS AKTIEN EU	0	472.121	472.121
**D	DEKA INVESTMENT GMBH SHC AKTIEN	0	16.000	16.000
**D	DEKA INVESTMENT GMBH VZWL MASTERFONDS	0	275.137	275.137
**D	DEKA INVESTMENT GMBH A-FU 1-FO NDS AKTIE	0	84.500	84.500
**D	DEKA INVESTMENT GMBH A SRR U1	0	13.594	13.594
**D	DEKA INVESTMENT GMBH RE A-FU 2-FONDS	0	78.993	78.993
**D	DEKA INVESTMENT GMBH SIXTUS-FONDS U01	0	10.166	10.166
**D	DEKA INVESTMENT GMBH RE GLOBALE AKTIEN	0	376.782	376.782
**D	DEKA INVESTMENT GMBH WPSTRATEGIEPORTFOLI	0	56.477	56.477
**D	DEKA INVESTMENT GMBH NECKAR FUNDMASTER 1	0	420.298	420.298
**D	DEKA INVESTMENT GMBH 2-FONDS	0	80.000	80.000
**D	DEKA INVESTMENT GMBH WPSTRATEG IEFORTFOL	0	48.942	48.942
**D	DEKA INVESTMENT GMBH KSKBB FM 1 U03	0	210.000	210.000
**D	UNIVERSAL INVEST SICAV	0	8.785.386	8.785.386
**D	MASTERINVEST KAPITALANLAGE GMBH	0	198.905	198.905
**D	SENTIX RISK RETURN -A-	0	6.140	6.140
**D	HMT EURO SEASONAL LONGSHORT	0	32.420	32.420
**D	SGKB AKTIEN DIVIDENDEN FOCUS	0	242.560	242.560
**D	OBERBANSCHIEDT DIVIDENDENFONDS	0	140.000	140.000
**D	CASTELL AKTIEN EUROPA	0	14.200	14.200
**D	LEANVAL EQUITY PROTECT	0	64.856	64.856
**D	SIEMENS DIVERSIFIED GROWTH	0	123.576	123.576
**D	HMT GLOBAL OPTINAL DYNAMICS	0	83.087	83.087
**D	CASTELL GLOBAL GROWTH OPPORTUNITIES	0	24.150	24.150
**D	HEILIGENFELD VERMOGEN	0	9.600	9.600
**D	STRATEGIEKONZEPT DEFENSIV	0	23.900	23.900
**D	SIEMENS BALANCED	0	284.893	284.893
**D	DIVIDENDENKONZEPT PLUS UI	0	61.400	61.400
**D	UNIVERSAL INVESTMENT GESELLSCHAFT MBH ON	0	100.000	100.000
**D	FIVV-MIC-MANADT-DEFENSIV	0	8.690	8.690
**D	MUNICH RE EUROPE CLIMATE TRANSITION EQUI	0	73.554	73.554
**D	SIEMENS ABSOLUTE RETURN	0	79.158	79.158
**D	SIEMENS EMU EQUITIES	0	1.028.473	1.028.473
**D	LF - MFI GLOBAL DYNAMIC PROTECT	0	2.440	2.440
**D	HANSEN + HEINRICH UNIVERSAL FONDS	0	80.000	80.000
**D	TIMM INVEST EUROPA PLUS	0	10.281	10.281
**D	WAVE TOTAL RETURN ESG	0	81.255	81.255
**D	HANNOVERSCHENEDIUMINVEST	0	58.836	58.836
**D	UNIVERSAL IMW	0	50.062	50.062
**D	SENTIX RISK RETURN -M-	0	53.550	53.550
**D	HANNOVERSCHENEMAXINVEST	0	82.264	82.264
**D	WOWI VERMOEGEN	0	12.350	12.350
**D	CASTELL GLOBAL OPPORTUNITIES	0	124.000	124.000
**D	ABELE OSTALB GLOBAL	0	150.000	150.000
**D	CASTELL GLOBAL EQUITY SELECT	0	164.500	164.500



LISTA ESITO DELLA VOTAZIONE


Oggetto: 1. Bilancio di esercizio al 31 dicembre 2025. Relazioni del Consiglio di Amministrazione, del Collegio Sindacale e della Società di revisione. Deliberazioni relative. Presentazione del bilancio consolidato al 31 dicembre 2025 comprensivo della Rendicontazione consolidata di sostenibilità relativa all'esercizio 2025. FAVOREVOLI

Badge	Ragione Sociale	Proprio	Delega	Totale
**D	JRS-INTERNATIONAL-UNIVERSAL-FONDS	0	20.000	20.000
**D	CASTELL AKTIEN GLOBAL	0	15.500	15.500
**D	UNIVERSAL-KMSF-FONDS	0	8.000	8.000
**D	SKKB AKTIEN FLEX	0	234.410	234.410
**D	SELECTION RENDITE PLUS	0	3.800	3.800
**D	VCH-UNIVERSAL-FONDS I	0	12.000	12.000
**D	SIEMENS GLOBAL-EQUITIES	0	65.386	65.386
**D	MEAG FLEXCONCEPT-EUROGROWTH	0	13.136	13.136
**D	BASTI-1-METZLER	0	10.871	10.871
**D	SIEMENS QUALITRAET AND DIVIDENDE EUROPA	0	128.049	128.049
**D	FIENIS LONG TERM INVESTMENT PROGRAM UI	0	35.000	35.000
**D	SIEMENS EUROINVEST AKTIEN	0	89.999	89.999
**D	DELLA RATTA LUCIO	0	120	120
**D	SUSLO ROBERT	0	127	127
**D	LEY RENATE BARBARA	0	220	220
**D	MIGLIORE MARCO	0	274	274
**D	VOIGT TOBIAS	0	12	12
**D	AHL ANDREAS	0	120	120
**D	CPPIB MAP CAYMAN SPC-SEGREGATE D PORTFOL	0	95.589	95.589
**D	LVUI EQUITY EUROPE	0	290.000	290.000
**D	BLUEHARBOUR MAP I LP	0	204.414	204.414
**D	C+P VERY LOW	0	378.923	378.923
**D	C+P GLOBAL LINE	0	23.000	23.000
**D	C+P GLOBAL ROUTE	0	10.000	10.000
**D	DELEN PRIVATE BANK	0	90.000	90.000
**D	PREVINDAI FONDO PENSIONE	0	456.276	456.276
**D	SWISS NATIONAL BANK	0	23.937.866	23.937.866
**D	SWISSCANTO FONDSLEITUNG AG	0	6.229.170	6.229.170
**D	LUKB EXPERT-AKTIEN EUROLAND	0	137.678	137.678
**D	LUKB EXPERT-VORSORGE 45	0	24.507	24.507
**D	LUKB EXPERT-WACHSTUM	0	120.900	120.900
**D	SCHWEIZERISCHE MOBILIAR ASSET MANAGEMENT AG	0	17.900	17.900
**D	PENSIONSKASSE SUVA	0	197.800	197.800
**D	LUKB EXPERT-ERTRAG	0	121.797	121.797
**D	ODDO BHF PROACTIF EUROPE	0	62.700	62.700
**D	ODDO BHF EUROPEAN HIGH DIVIDEND	0	166.470	166.470
**D	LLB FUND SERV. AG ATD LLB AKTIEN EUROPA (EUR)	0	177.393	177.393
**D	ODDO BHF METROPOLE SELECTION	0	242.619	242.619
**D	AETR HOLDING & MANAGEMENT COMPANY	0	214.073	214.073
**D	LGT FUND MANAGEMENT COMPANY LTD.	0	321.290	321.290
**D	LOB HOLDING S.R.L.	0	57.453	57.453
**D	ODDO BHF PROACTIF EUROPE PEA	0	140.000	140.000
**D	ODDO BHF METROPOLE EURO SRI	0	21.453	21.453
**D	REUSSER JURG FRED	0	320.104	320.104
**D	SUVA	0	20.000	20.000
**D	J. SAFRA SARASIN ANLAGESTIFTUNG - BVG AKTIEN 100 - EQUITY INCOME	0	904.278	904.278
**D	AQR LUX FUNDS- AQR DIVERSIFIED-RISK PREMIA FUND/INTL TRADING	0	25.512	25.512
**D		0	451.863	451.863

## LISTA ESITO DELLA VOTAZIONE

Oggetto: **1. Bilancio di esercizio al 31 dicembre 2025. Relazioni del Consiglio di Amministrazione, del Collegio Sindacale e della Società di revisione. Deliberazioni relative. Presentazione del bilancio consolidato al 31 dicembre 2025 comprensivo della Rendicontazione consolidata di sostenibilità relativa all'esercizio 2025.**  
**FAVOREVOLI**

Badge	Ragione Sociale	Proprio	Delega	Totale
**D	BRIDGEWATER PURE ALPHA TRADING COMPANY IV, LP	0	11.849	11.849
**D	BRIDGEWATER PURE ALPHA TRADING COMPANY II, LTD.	0	844.666	844.666
**D	CALISE DE PERSONS DU PERSONNEL COMMUNAL DE LAUSANNE (CPCL)	0	113.564	113.564
**D	BCV SYSTEMATIC PREMIA EUROPE EQUITY ESG	0	221.462	221.462
**D	BAYERNINVEST KVG MBH BAYERNINVEST TNC0-FONDS	0	28.980	28.980
**D	BLACKPOINT NEXTGEN FUND	0	38.000	38.000
**D	TURICUM - AKTIEN UND IMMOBILIENWERTSCHRIFTEN	0	85.700	85.700
**D	PICTET CH INSTITUTIONAL EUROPEAN EX SWISS EQUITIES TRACKER EX SL	0	442.570	442.570
**D	ALLIANZ GLOBAL INVESTORS GMBH ALLIANZGI-FONDS VTH	0	293.677	293.677
**D	BAYERNINVEST KVG MBH BAYERN-INVEST BT-1-FONDS	0	137.255	137.255
**D	AEIS INSTITUTIONAL FUND - AKTIEN GLOBAL	0	650.978	650.978
**D	PICTET CH INSTITUTIONAL - EUROPEAN EX SWISS EQUITIES TRACKER	0	244.929	244.929
**D	PKG FONDS - AKTIEN GLOBAL	0	350.847	350.847
**D	PICTET - QUEST EUROPEAN REVIVAL	0	364.458	364.458
**D	PICTET EUROLAND INDEX	0	23.152	23.152
**D	QUAERO CAPITAL FUNDS (LUX) - ACCESSIBLE CLEAN ENERGY	0	219.924	219.924
**D	PICTET CH INSTITUTIONAL - WORLD EX SWISS EQUITIES TRACKER	0	140.329	140.329
**D	WORLD TRADE ORGANIZATION PENSION PLAN	0	365.846	365.846
**D	BAYERNINVEST KVG MBH STRATEGIC CORE EQUITY I	0	74.315	74.315
**D	PICTET EUROPE INDEX	0	258.661	258.661
**D	FONDS DE PLACEMENT UNIGE - ACTIONS ETRANGERES	0	992.164	992.164
**D	PICTET GLOBAL SELECTION FUND - GLOBAL INCOME STOCK FUND	0	48.037	48.037
**D	AVADIS FUND-AKTIEN WELT CO2 SELECT AST 2	0	40.686	40.686
**D	BAYERNINVEST KVG MBH BAYERNINVEST BWA 2-FONDS	0	85.508	85.508
**D	DANICA PENSION. LIVSFORSIKRINGSAKTIESELSKAB	0	394.201	394.201
**D	PICTET CH INSTITUTIONAL - WORLD EX SWISS EQUITIES TRACKER US TE EX SL	0	2.267.497	2.267.497
**D	PERPETUAL INVESTMENT FUND - GLOBAL HIGH YIELD UTILITIES EQUITY FUND	0	91.700	91.700
**D	PICTET CH - GLOBAL EQUITIES	0	57.418	57.418
**D	PICTET CH INSTITUTIONAL - WORLD EX SWISS SUSTAINABLE EQUITIES TRACKER	0	30.886	30.886
**D	UNIVALUEFONDS: GLOBAL	0	68.137	68.137
**D	ALLIANZ GLOBAL INVESTORS GMBH ALLIANZGI-FONDS BTH	0	171.531	171.531
**D	CAPACITY - FONDS INSTITUTIONNEL - L-QIF - MULTI ASSET	0	1.462.173	1.462.173
**D	RP - FONDS INSTITUTIONNEL - ACTIONS MARCHES DEVELOPPES LARGE CAP	0	148.516	148.516
**D	VERDIPAPIRFONDET FONDSFINANS FORNYBAR ENERGI	0	262.689	262.689
**D	PICTET GLOBAL SELECTION FUND - GLOBAL UTILITIES EQUITY CURRENCY HEDGED FUND	0	97.772	97.772
**D	CIBPP - CAISSE INTER-ENTREPRISES DE PREVOYANCE PROFESSIONNELLE	0	86.500	86.500
**D	RAIFFEISEN INDEX FONDS - EURO STOXX 50	0	375.620	375.620
**D	MULTI SOLUTIONS - PICTET SMART ROAD TO DIVIDENDS	0	736.779	736.779
**D	DANSKE BANK PULJEINVEST	0	156.234	156.234
**D	PICTET - MULTI ASSET GLOBAL OPPORTUNITIES	0	67.391	67.391
**D	REALDANIA	0	145.827	145.827
**D	EXKLUSIV PORTFOLIO SICAV - CHANCE	0	44.086	44.086
**D	BAYERNINVEST KVG MBH BAYERNINVEST KSKMGE-FONDS	0	73.936	73.936
**D	BAYERNINVEST KVG MBH BAYERNINVEST BISI-FONDS	0	19.871	19.871
**D	UNINSTITUTIONAL EUROPEAN BONDS & EQUITIES	0	4.637	4.637
**D	KESKIN?INEN VAKUUTUSYHTI? FENNIA	0	35.502	35.502
**D		0	33.717	33.717
**D		0	55.679	55.679



LISTA ESITO DELLA VOTAZIONE

Oggetto: 1. Bilancio di esercizio al 31 dicembre 2025. Relazioni del Consiglio di Amministrazione, del Collegio Sindacale e della Società di revisione. Deliberazioni relative. Presentazione del bilancio consolidato al 31 dicembre 2025 comprensivo della Rendicontazione consolidata di sostenibilità relativa all'esercizio 2025. FAVOREVOLI

Badge	Ragione Sociale	Proprio	Delega	Totale
**D	IF IST - GLOBE INDEX	0	165.083	165.083
**D	BAYERNINVEST KVG MBH BAYERNINVEST MERWA-FONDS	0	11.864	11.864
**D	SYNERGIE - ACTIONS EUROPE (EX-CH) - A	0	653.134	653.134
**D	EXKLUSIV PORTFOLIO SICAV-AKTIEN	0	41.436	41.436
**D	UNIGLOBAL DIVIDENDE	0	2.924.479	2.924.479
**D	DZPB II - STIFTUNGEN	0	224.904	224.904
**D	SIJOITUSRAHASTO AKTIA EUROOPPA	0	30.406	30.406
**D	UNIAUSSCHUEFTUNG KONSERVATIV	0	274.000	274.000
**D	PICTET GLOBAL SELECTION FUND - GLOBAL UTILITIES EQUITY FUND	0	19.777.995	19.777.995
**D	UNIAUSSCHUEFTUNG	0	130.403	130.403
**D	SYNERGIE - ACTIONS EUROPE (EX-CH) - B	0	686.885	686.885
**D	PICTET CH INSTITUTIONAL WORLD EX SWISS EQUITIES TRACKER US TE	0	44.891	44.891
**D	BAYERNINVEST KVG MBH VKB PORTFOLIO VK MSCI WORLD	0	9.465	9.465
**D	PICTET - QUEST AI-DRIVEN GLOBAL EQUITIES	0	576.800	576.800
**D	DZPB II - FLEX 1	0	78.782	78.782
**D	QUONIAM FUNDS SELECTION SICAV - EUROPEAN EQUITIES	0	297.002	297.002
**D	BAYERNINVEST KVG MBH BAYERN-INVEST MEMI-FONDS	0	55.518	55.518
**D	UNIDIVIDENDENASS	0	1.048.774	1.048.774
**D	BAYERNINVEST KVG MBH VK EUROPA AKTIEN	0	753.049	753.049
**D	DZPB II - FLEX 3	0	571.661	571.661
**D	DZPB II - MONDIAL AUSGEWOGEN	0	50.475	50.475
**D	BAYERNINVEST KVG MBH BAYERN-INVEST MBBI-FONDS	0	31.700	31.700
**D	BAYERNINVEST KVG MBH BAYERN-INVEST LEO-FONDS	0	74.085	74.085
**D	SYNERGIE ACTIONS MONDE (EX-SUISSE) INDEXEES	0	170.016	170.016
**D	SYNERGIE - ACTIONS GLOBALES TARGETNETZERO	0	145.000	145.000
**D	EB-GLOBAL EQUITIES	0	41.569	41.569
**D	CAISSE DE PREVOYANCE DU PERSONNEL DE L ETAT PENSIONSKASSE DES STAATSPERSONALS	0	31.112	31.112
**D	EXKLUSIV PORTFOLIO SICAV-WACHSTUM	0	1.170.779	1.170.779
**D	DZPB II - FLEX 2	0	154.000	154.000
**D	SIJOITUSRAHASTO AKTIA EUROOPAN KASSAKONEE	0	137.949	137.949
**D	AVADIS FUND-AKTIEN WELT AST 2	0	100.000	100.000
**D	SIJOITUSRAHASTO AKTIA SECURA	0	10.994	10.994
**D	EXKLUSIV PORTFOLIO SICAV-ERTRAG	0	53.933	53.933
**D	DZPB II - STIFTUNGEN: STEUERBEGUENSTIGTE ANLEGER	0	21.395.737	21.395.737
**D	BLACKROCK INSTITUTIONAL TRUST COMPANY, N.A. INVESTMENT FUNDS FOR EMPLOYEE BENEFIT TRUSTS	0	1.827.914	1.827.914
**D	DEKA VALUE PLUS	0	545.066	545.066
**D	BLACKROCK CDN WORLD INDEX FUND	0	24.051.733	24.051.733
**D	THRIFT SAVINGS PLAN	0	4.246.876	4.246.876
**D	COMMINGLED PENSION TRUST FUND (EAFE EQUITY INDEX) OF JP MORGAN CHASE BANK, N.A.	0	121.499	121.499
**D	BUREAU OF LABOR FUNDS-LABOR INSURANCE FUND	0	2.699.225	2.699.225
**D	MSCI EQUITY INDEX FUND B - ITALY (MSITB)	0	3.253	3.253
**D	WORLD ALPHA TILTS - ENHANCED FUND B	0	588.492	588.492
**D	BLACKROCK FUNDS I ICAV	0	1.147.959	1.147.959
**D	T. ROWE PRICE FUNDS SICAV	0	28.030	28.030
**D	DEVELOPED EX-FOSSIL FUEL INDEX FUND B (FTDEVXFF)	0	1.754	1.754
**D	TM FULCRUM INCOME FUND	0	3.199.370	3.199.370
**D	T. ROWE PRICE INTERNATIONAL EQUITY INDEX TRUST	0	1.221.925	1.221.925
**D	INVESTERINGSFORENINGEN NORDEA INVEST GLOBAL ENHANCED KL	0		



ENEL S.p.A.

12 maggio 2026

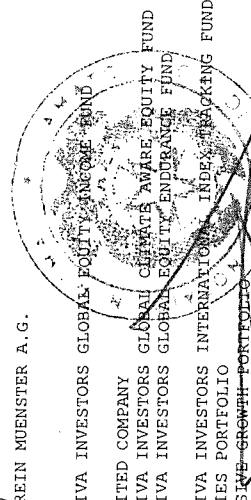
Assemblea Ordinaria del 12 maggio 2026

## LISTA ESITO DELLA VOTAZIONE

**Oggetto: 1. Bilancio di esercizio al 31 dicembre 2025. Relazioni del Consiglio di Amministrazione, del Collegio Sindacale e della Società di revisione. Deliberazioni relative. Presentazione del bilancio consolidato al 31 dicembre 2025 comprensivo della Rendicontazione consolidata di sostenibilità relativa all'esercizio 2025.**

**FAVOREVOLI**

Badge	Ragione Sociale	Proprio	Delega	Totale
**D	AMONIS NV	0	61.551	61.551
**D	THE MASTER TRUST BANK OF JAPAN, LTD. AS TRUSTEE FOR ORGANIZATION FOR WORKERS' RETIREMENT ALLOWANCE MUTUAL AID 400025501	0	0	15.822
**D	15.822			
**D	NORDEA 2 SICAV	0	16.174.736	16.174.736
**D	BUREAU OF LABOR FUNDS-LABOR PENSION FUND	0	6.842.510	6.842.510
**D	BLACKROCK INTERNATIONAL INDEX V. I. FUND OF BLACKROCK VARIABLE SERIES FUNDS, INC.	0	122.003	122.003
**D	MINISTRY OF ECONOMY AND FINANCE	0	311.352	311.352
**D	INVESTINGSFORINGEN NORDEA INVEST EUROPE ENHANCED KL	0	576.347	576.347
**D	NATIONAL PENSION INSURANCE FUND	0	416.858	416.858
**D	BUREAU OF LABOR FUNDS - LABOR RETIREMENT FUND	0	954.934	954.934
**D	THE MASTER TRUST BANK OF JAPAN, LTD. AS TRUSTEE FOR ORGANIZATION FOR WORKERS' RETIREMENT ALLOWANCE MUTUAL AID 400021974	0	0	15.527
**D	15.527			
**D	BLACKROCK SUSTAINABLE ADVANTAGE INTERNATIONAL EQUITY FUND OF BLACKROCK FUNDS	0	6.110	6.110
**D	NORDEA SUSTAINABLE EQUITIES GLOBAL FUND	0	5.216.362	5.216.362
**D	MULTI-MANAGER INTERNATIONAL EQUITY STRATEGIES FUND	0	836.616	836.616
**D	UNIVERSITY OF PUERTO RICO RETIREMENT SYSTEM	0	427.631	427.631
**D	NORDEA GLOBAL ENHANCED FUND	0	2.173.100	2.173.100
**D	SCHRODER INTERNATIONAL SELECTION FUND	0	1.913.657	1.913.657
**D	SELECT INVESTMENT SERIES III SICAV	0	820.246	820.246
**D	BUREAU OF PUBLIC SERVICE PENSION FUND	0	32.402	32.402
**D	NEW YORK STATE COMMON RETIREMENT FUND	0	7.934.986	7.934.986
**D	THE MASTER TRUST BANK OF JAPAN, LTD. AS TRUSTEE FOR ORGANIZATION FOR WORKERS' RETIREMENT ALLOWANCE MUTUAL AID 400021893	0	0	39.894
**D	39.894			
**D	LVUI EQUITY WORLD EX EUROPE	0	15.000	15.000
**D	BLACKROCK DYNAMIC HIGH INCOME PORTFOLIO OF BLACKROCK FUNDS II	0	35.058	35.058
**D	SCHRODER SUSTAINABLE MULTI-FACTOR EQUITY FUND	0	1.862.562	1.862.562
**D	BLACKROCK MULTI-ASSET INCOME PORTFOLIO OF BLACKROCK FUNDS II	0	179.102	179.102
**D	TM FULCRUM DIVERSIFIED LIQUID ALTERNATIVES FUND	0	9.301	9.301
**D	ARTISAN GLOBAL EQUITY FUND	0	259.602	259.602
**D	NOMURA GLOBAL LISTED INFRASTRUCTURE ETF	0	9.532	9.532
**D	FULCRUM UCITS SICAV	0	18.901	18.901
**D	JPMORGAN BETABUILDERS EUROPE ETF	0	5.058.424	5.058.424
**D	MSCI ACWI EX-U.S. IMI INDEX FUND B2	0	302.523	302.523
**D	MSCI ACWI EX-FOSSIL FUELS ESG FOCUS INDEX FUND B (MSXFFESGB)	0	115.754	115.754
**D	ISHARES EUROPE ETF	0	1.412.229	1.412.229
**D	INTERNATIONAL ALPHA TILTS FUND B (INTLTB)	0	117.908	117.908
**D	LVM LANDWIRTSCHAFTLICHER VERSICHERUNGSVEREIN MUENSTER A.G.	0	403.892	403.892
**D	FRANKLIN INTERNATIONAL CORE EQUITY FUND	0	508.953	508.953
**D	ARTISAN INTERNATIONAL FUND	0	8.632.140	8.632.140
**D	AVIVA INVESTORS INVESTMENT FUNDS ICVC AVIVA INVESTORS GLOBAL EQUITY INCOME FUND	0	2.015.587	2.015.587
**D	VELLIV, PENSTON & LIVSFORSIKRING A/S	0	57.645	57.645
**D	ARTISAN PARTNERS GLOBAL FUNDS PUBLIC LIMITED COMPANY	0	45.876	45.876
**D	AVIVA INVESTORS INVESTMENT FUNDS ICVC AVIVA INVESTORS GLOBAL CLIMATE AWARE EQUITY FUND	0	1.313.678	1.313.678
**D	AVIVA INVESTORS INVESTMENT FUNDS ICVC AVIVA INVESTORS GLOBAL EQUITY ENDURANCE FUND	0	1.090.119	1.090.119
**D	SCHRODER GLOBAL DIVERSIFIED INCOME FUND	0	22.274	22.274
**D	AVIVA INVESTORS INVESTMENT FUNDS ICVC AVIVA INVESTORS INTERNATIONAL INDEX TRACKING FUND	0	132.620	132.620
**D	EQ ADVISORS TRUST - EQ/MFS UTILITIES SERIES PORTFOLIO	0	164.685	164.685
**D	EQ ADVISORS TRUST - EQ/AB DYNAMIC AGGRESSIVE GROWTH PORTFOLIO	0	78.225	78.225



Azionisti in delega: 4.448

Pagina 7

LISTA ESITO DELLA VOTAZIONE

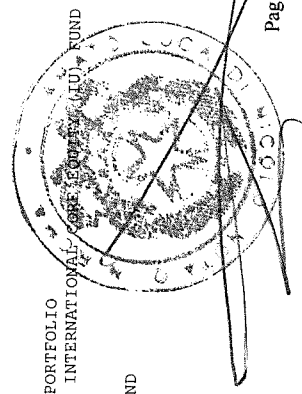
Oggetto: 1. Bilancio di esercizio al 31 dicembre 2025. Relazioni del Consiglio di Amministrazione, del Collegio Sindacale e della Società di revisione. Deliberazioni relative. Presentazione del bilancio consolidato al 31 dicembre 2025 comprensivo della Rendicontazione consolidata di sostenibilità relativa all'esercizio 2025. FAVOREVOLI

Badge	Ragione Sociale	Proprio	Delega	Totale
**D	EQ ADVISORS TRUST - EQ/WELLINGTON ENERGY PORTFOLIO	0	99.422	99.422
**D	NFS LIMITED	0	92.935	92.935
**D	AUSTRALIANSUPER	0	111.679	111.679
**D	NVIT GS INTERNATIONAL EQUITY INSIGHTS FUND	0	252.045	252.045
**D	EQ ADVISORS TRUST - EQ/INVESCO GLOBAL REAL ASSETS PORTFOLIO	0	220.231	220.231
**D	BANCO CENTRAL DE TIMOR-LESTE (BCTL)	0	751.551	751.551
**D	AVIVA LIFE & PENSIONS IRELAND DAC	0	5.418.344	5.418.344
**D	KAPITALFORENINGEN LD, SMART BETA - MANDAT	0	108.327	108.327
**D	KAPITALFORENINGEN LD, GLOBAL QUANT - MANDAT	0	69.544	69.544
**D	AVIVA INVESTORS INVESTMENT FUNDS ICVC AVIVA INVESTORS MULTI-STRATEGY TARGET RETURN FUND	0	188.964	188.964
**D	HANDELSBANKEN GLOBAL INDEX CRITERIA	0	1.598.481	1.598.481
**D	KYBURG INSTITUTIONAL FUND - AKTIEN WELT	0	1.796.431	1.796.431
**D	JPMORGAN BETABUILDERS INTERNATIONAL EQUITY ETF	0	2.300.936	2.300.936
**D	ARGENTA DP	0	543.600	543.600
**D	VANGUARD FIDUCIARY TRUST COMPANY INSTITUTIONAL TOTAL INTERNATIONAL STOCK MARKET INDEX TRUST	0	9.446.030	9.446.030
**D	THE SOUTHERN COMPANY SYSTEM MASTER RETIREMENT TRUST	0	597.045	597.045
**D	AVIVA INVESTORS PORTFOLIO FUNDS ICVC AVIVA INVESTORS MULTI-ASSET CORE FUND III	0	57.503	57.503
**D	MI-FONDS 384	0	80.851	80.851
**D	PUB INSTITUTIONAL FUND UMBRELLA - PUB EQUITIES EUROPE ( EX SWITZERLAND) 1	0	898.728	898.728
**D	KAPITALFORENINGEN DANSKE INVEST INSTITUTIONAL ADELING DANICA PENSION - AKTIER 4	0	85.223	85.223
**D	THE NATIONAL FARMERS UNION MUTUAL INSURANCE SOCIETY LIMITED-UNIT LINKED PENSION	0	138.056	138.056
**D	JPMORGAN INVESTMENT FUNDS	0	3.508.804	3.508.804
**D	WHOLESALE SRI INTERNATIONAL CORE EQUITIES	0	17.672.305	17.672.305
**D	TCORPIM DEVELOPED MARKETS EQUITIES (SOVEREIGN INVESTOR - HEDGED) FUND	0	7.999	7.999
**D	INVESTERINGSFORENINGEN DANSKE INVEST EUROPA INDEKS KL	0	1.956.330	1.956.330
**D	GOTTHARD INSTITUTIONAL FUND - GLOBAL EQUITIES	0	455.642	455.642
**D	CLEARBRIDGE GLOBAL INFRASTRUCTURE INCOME FUND - (HEDGED)	0	935.268	935.268
**D	MI-FONDS 392	0	5.318.704	5.318.704
**D	INVESTERINGSFORENINGEN DANSKE INVEST EUROPA HOJT UDBYTE - AKKUMULERENDE KL	0	123.270	123.270
**D	INVESTERINGSFORENINGEN DANSKE INVEST EUROPA 2 KL	0	479.012	479.012
**D	INVESTERINGSFORENINGEN DANSKE INVEST MIX 65 - AKKUMULERENDE	0	58.340	58.340
**D	FRANKLIN TEMPLETON OPPORTUNITIES FUNDS	0	14.336	14.336
**D	INTACT INSURANCE UK LIMITED	0	3.165	3.165
**D	VINVA INTERNATIONAL EQUITY ALPHA EXTENSION FUND	0	743.977	743.977
**D	JPMORGAN FUND ICVC - JPM GLOBAL RESEARCH ENHANCED INDEX EQUITY FUND	0	164.170	164.170
**D	NORDEA 1 SICAV	0	56.098	56.098
**D	INDUSTRIENS PENSIONSFORSIKRING A/S	0	397.385	397.385
**D	ALLIANZGI-FONDS DSPT	0	1.030.999	1.030.999
**D	TRPH CORPORATION	0	250.310	250.310
**D	TF-EQUITY	0	12.235	12.235
**D	MI-FONDS 391	0	2.288.980	2.288.980
**D	AOR INNOVATION FUND, L.P.	0	37.789	37.789
**D	CAPITAL GROUP EMPLOYEE BENEFIT INVESTMENT TRUST	0	2.505	2.505
**D	AVIVA INVESTORS PORTFOLIO FUNDS ICVC AVIVA INVESTORS MULTI-ASSET CORE FUND I	0	37.029	37.029
**D	INVESTERINGSFORENINGEN DANSKE INVEST INDEX GLOBAL AC RESTRICTED - ACCUMULATING KL	0	1.693	1.693
**D	DANSKE INVEST ALLOCATION	0	395.370	395.370
**D	UBS ASSET MANAGEMENT LIFE LTD	0	179.759	179.759
**D		0	1.999.647	1.999.647

**LISTA ESITO DELLA VOTAZIONE**

**Oggetto: 1. Bilancio di esercizio al 31 dicembre 2025. Relazioni del Consiglio di Amministrazione, del Collegio Sindacale e della Società di revisione. Deliberazioni relative. Presentazione del bilancio consolidato al 31 dicembre 2025 comprensivo della Rendicontazione consolidata di sostenibilità relativa all'esercizio 2025. FAVOREVOLI**

Badge	Ragione Sociale	Proprio	Delega	Totale
**D	INVESTERINGSFORENINGEN BANKINVEST EUROPAEISKE AKTIER AKK. KL	0	432.808	432.808
**D	VAERDIPAPIRFONDEN NORDEA INVEST BASIS ANSVARLIG 4	0	233.968	233.968
**D	CUSTODY BANK OF JAPAN, LTD. AS TRUSTEE FOR JAPAN SCIENCE AND TECHNOLOGY AGENCY 16619-9975	0	64.678	64.678
**D	INVESTERINGSFORENINGEN BANKINVEST, GLOBALE AKTIER INDEKS KL	0	124.374	124.374
**D	SAS TRUSTEE CORPORATION POOLED FUND	0	946.389	946.389
**D	ALASKA COMMON TRUST FUND	0	306.872	306.872
**D	HANDELSBANKEN PRIME OPPORTUNITY	0	52.405	52.405
**D	INVESTERINGSFORENINGEN DANSKE INVEST GLOBAL INDEX 2 - ACCUMULATING	0	46.170	46.170
**D	IMPAX INTERNATIONAL SUSTAINABLE ECONOMY FUND	0	2.496.040	2.496.040
**D	FF2	0	75.927	75.927
**D	T. ROWE PRICE FOREIGN INVESTMENT, INC	0	9.230	9.230
**D	VAERDIPAPIRFONDEN NORDEA INVEST BASIS ANSVARLIG 3	0	237.643	237.643
**D	JPMORGAN INTERNATIONAL RESEARCH ENHANCED EQUITY ETF	0	1.589.083	1.589.083
**D	PUTNAM INTERNATIONAL VALUE FUND	0	2.016.684	2.016.684
**D	CUSTODY BANK OF JAPAN, LTD. AS TRUSTEE FOR JAPAN SCIENCE AND TECHNOLOGY AGENCY 16619-9962	0	542.279	542.279
**D	SAMPENSION LIVSFORSIKRING A/S	0	747.826	747.826
**D	NORDEA STRATEGIA 90 FUND	0	21.639	21.639
**D	PUTNAM RETIREMENT ADVANTAGE GAA GROWTH PORTFOLIO	0	290.985	290.985
**D	KAPITALFORENINGEN DANSKE INVEST INSTITUTIONAL AFDELING DANICA LINK - INDEKS GLOBALE AKTIER	0	337.469	337.469
**D	ANDRA AP-FONDEN	0	1.705.485	1.705.485
**D	HANDELSBANKEN PRIME POTENTIAL	0	44.823	44.823
**D	NORDEA PLAN KONSERVATIV FUND	0	14.394	14.394
**D	KAPITALFORENINGEN DANSKE INVEST INSTITUTIONAL AFDELING DANICA PENSION - AKTIER 5	0	1.419.350	1.419.350
**D	JPMORGAN INTERNATIONAL VALUE ETF	0	1.376.815	1.376.815
**D	HANDELSBANKEN PRIME MODERATE	0	14.313	14.313
**D	PUTNAM DYNAMIC ASSET ALLOCATION BALANCED FUND	0	211.210	211.210
**D	PUTNAM INTERNATIONAL EQUITY FUND	0	1.708.243	1.708.243
**D	MISSOURI EDUCATION PENSION TRUST	0	2.426.679	2.426.679
**D	UNIVERSAL INVESTMENT IRELAND UCITS PLATFORM ICAV	0	24.503	24.503
**D	CUSTODY BANK OF JAPAN, LTD. AS TRUSTEE FOR RESONA BANK, LIMITED AS TRUSTEE FOR DAIWA/MAN NUMERIC GLOBAL EQUITY STRATEGY 190.849	0	0	190.849
**D	INVESTERINGSFORENINGEN BANKINVEST ENGRÓS GLOBALE AKTIER 2	0	7.193	7.193
**D	INVESTERINGSFORENINGEN BANKINVEST EUROPAEISKE AKTIER KL	0	600.907	600.907
**D	NORDEA PLAN OFFENSIV FUND	0	60.718	60.718
**D	FRANKLIN FUND ALLOCATOR SERIES - FRANKLIN GLOBAL ALLOCATION FUND	0	931.124	931.124
**D	STICHTING DEPOSITARY APG DEVELOPED MARKETS EQUITY MINIMUM VOLATILITY POOL	0	1.052.971	1.052.971
**D	HANDELSBANKEN PRIME BALANCED	0	40.546	40.546
**D	NORDEA PLAN BALANSERT FUND	0	50.777	50.777
**D	PUTNAM RETIREMENT ADVANTAGE GAA BALANCED PORTFOLIO	0	144.871	144.871
**D	FRANKLIN FUND ALLOCATOR SERIES - FRANKLIN INTERNATIONAL ASSET ALLOCATION FUND	0	400.540	400.540
**D	PUTNAM VT INTERNATIONAL EQUITY FUND	0	517.058	517.058
**D	BAERN-INVEST KAI-FONDS	0	22.458	22.458
**D	PUTNAM DYNAMIC ASSET ALLOCATION GROWTH FUND	0	364.520	364.520
**D	PUTNAM VT GLOBAL ASSET ALLOCATION FUND	0	1.237	1.237
**D	JPMORGAN CHASE RETIREMENT PLAN	0	362.337	362.337
**D	BLACKROCK ADVANTAGE GLOBAL FUND, INC.	0	115.940	115.940
**D	STICHTING PENSIOENFONDS ABP	0	5.940.596	5.940.596
**D	NORDEA RESPONSIBLE RETURN FUND	0	112.156	112.156



LISTA ESITO DELLA VOTAZIONE

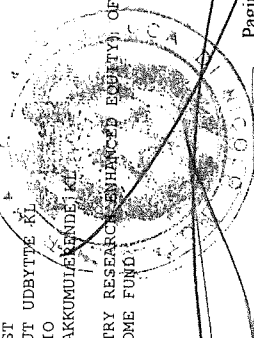
Oggetto: 1. Bilancio di esercizio al 31 dicembre 2025. Relazioni del Consiglio di Amministrazione, del Collegio Sindacale e della Società di revisione. Deliberazioni relative. Presentazione del bilancio consolidato al 31 dicembre 2025 comprensivo della Rendicontazione consolidata di sostenibilità relativa all'esercizio 2025. FAVOREVOLI

Badge	Ragione Sociale	Proprio	Delega	Totale
**D	MI-FONDS F47	0	170.948	170.948
**D	BUMA-UNIVERSAL-FONDS I	0	173.446	173.446
**D	VAERDIPAPIRFONDEN NORDEA INVEST BASIS ANSVARLIG 5	0	118.827	118.827
**D	BKM	0	434.357	434.357
**D	UBS GLOBAL EQUITY CLIMATE TRANSITION FUND	0	35.029	35.029
**D	PTV2	0	335.362	335.362
**D	T. ROWE PRICE FUNDS OEIC - GLOBAL VALUE EQUITY FUND	0	64.737	64.737
**D	STICHTING JURIDISCH EIGENAAR ASR WERELDWIJD AANDELEN FONDS	0	259.523	259.523
**D	PAEDAGOGERNES PENSION - PENSIONSKLASSEN FOR PAEDAGOGER	0	2.719.378	2.719.378
**D	DT EQUITY	0	431.899	431.899
**D	HANDELSBANKEN PRIME DEFENSIVE	0	1.369	1.369
**D	HANDELSBANKEN INFRASTRUKTUR OCH BEREDSKAP	0	519.738	519.738
**D	HANDELSBANKEN DEVELOPED MARKETS INDEX CRITERIA	0	599.471	599.471
**D	INVESTERINGSFORENINGEN DANSKE INVEST EUROPA INDEKS BNP KL	0	708.112	708.112
**D	HESTA	0	1.205.473	1.205.473
**D	PUTNAM RETIREMENT ADVANTAGE GAA MULTI-ASSET INCOME PORTFOLIO	0	86.780	86.780
**D	KEB HANA BANK ATF MIRAE ASSET ER DEVELOPED NATION MULTI FACTOR PRIVATELY PLACED MASTER INVESTMENT TRUST 1	0	110.024	110.024
**D	BAYERNINVEST PEE-FONDS	0	292.000	292.000
**D	JPMORGAN FUND ICVC - JPM EUROPE (EX-UK) RESEARCH ENHANCED INDEX EQUITY FUND	0	78.249	78.249
**D	DANSKE INVEST SICAV	0	981.571	981.571
**D	BAYERNINVEST 375-FONDS	0	230.000	230.000
**D	HANDELSBANKEN SELECTION GLOBAL EQUITIES	0	763.898	763.898
**D	AVIVA INVESTORS PORTFOLIO FUNDS ICVC AVIVA INVESTORS MULTI-ASSET CORE FUND V	0	19.296	19.296
**D	PUTNAM MULTI-ASSET INCOME FUND	0	46.084	46.084
**D	MACQUARIE INTERNATIONAL INFRASTRUCTURE SECURITIES FUND (UNHEDGED)	0	374.321	374.321
**D	PUTNAM VT INTERNATIONAL VALUE FUND	0	504.854	504.854
**D	PUTNAM DYNAMIC ASSET ALLOCATION EQUITY FUND	0	26.891	26.891
**D	NATIONWIDE INTERNATIONAL EQUITY PORTFOLIO	0	1.412.650	1.412.650
**D	INVESTERINGSFORENINGEN DANSKE INVEST SELECT TACTICAL ASSET ALLOCATION DANMARK	0	19.432	19.432
**D	FEDERATED UNIT TRUST	0	518.062	518.062
**D	BAYERNINVEST AVE-FONDS	0	73.000	73.000
**D	POOL REINSURANCE COMPANY LIMITED	0	47.936	47.936
**D	UI-S	0	209.763	209.763
**D	VAERDIPAPIRFONDEN NORDEA INVEST GLOBAL EQUAL WEIGHTED ENHANCED	0	86.562	86.562
**D	INVESTERINGSFORENINGEN PROFIL INVEST AFDLING STOREBRAND NORGE - AKSJER	0	31.302	31.302
**D	PRUDENTIAL LEGACY INSURANCE COMPANY OF NEW JERSEY	0	426.541	426.541
**D	HANDELSBANKEN GLOBAL INDEX CORE	0	26.029	26.029
**D	EMBO-FONDS	0	199.669	199.669
**D	JPMORGAN INTERNATIONAL HEDGED EQUITY LADDERED OVERLAY ETF	0	42.879	42.879
**D	JPMORGAN FUND III ICVC-JPM DIVERSIFIED GROWTH FUND	0	3.239	3.239
**D	AVIVA LIFE & PENSIONS UK LIMITED	0	2.583.188	2.583.188
**D	DELTA MASTER TRUST	0	36.453	36.453
**D	FIDELITY INVESTMENT FUNDS - FIDELITY INDEX WORLD ESG SCREENED FUND	0	53.525	53.525
**D	THE MASTER TRUST BANK OF JAPAN, LTD. AS TRUSTEE FOR DAIDO LIFE FOREIGN EQUITY MOTHER FUND	0	6.640	6.640
**D	AQR UCITS FUNDS II	0	345.822	345.822
**D	NORDEA ETF ICAV	0	2.089.038	2.089.038
**D	F&C INVESTMENT TRUST PLC	0	4.142.911	4.142.911
**D	PFA PENSION FORSIKRINGSAKTIESELSKAB	0	8.668.073	8.668.073

LISTA ESITO DELLA VOTAZIONE

Oggetto: 1. Bilancio di esercizio al 31 dicembre 2025. Relazioni del Consiglio di Amministrazione, del Collegio Sindacale e della Società di revisione. Deliberazioni relative. Presentazione del bilancio consolidato al 31 dicembre 2025 comprensivo della Rendicontazione consolidata di sostenibilità relativa all'esercizio 2025. FAVOREVOLI

Badge	Ragione Sociale	Proprio	Delega	Totale
**D	NORDEA PLAN VEKSTORIENTERT FUND	0	38.109	38.109
**D	PUTNAM RETIREMENT ADVANTAGE GAA CONSERVATIVE PORTFOLIO	0	43.126	43.126
**D	CUSTODY BANK OF JAPAN, LTD. AS TRUSTEE FOR MIZUHO TRUST & BANKING CO., LTD. AS TRUSTEE FOR INTERNATIONAL EQUITY PASSIVE	0	0	1.621.260
**D	1.621.260			
**D	JPMORGAN FUND ICVC - JPM EUROPE (EX UK) ESG EQUITY FUND	0	531.620	531.620
**D	T. ROWE PRICE FUNDS OEIC - GLOBAL DIVIDEND EQUITY FUND	0	17.639	17.639
**D	SCHRODER MANAGED BALANCED FUND	0	133.518	133.518
**D	BAYERNINVEST PAE-FONDS	0	369.088	369.088
**D	UI VRK EQUITIES	0	40.000	40.000
**D	NORDEA GENERATIONSFOND 80-TAL	0	1.223.034	1.223.034
**D	NORDEA GENERATIONSFOND SENIOR	0	0	0
**D	BLACKROCK INDEX SELECTION FUND	0	49.082	49.082
**D	NORDEA SAVINGS 75 FUND	0	6.235.817	6.235.817
**D	FIDELITY INVESTMENT FUNDS - FIDELITY SUSTAINABLE EUROPEAN EQUITY FUND.	0	37.488	37.488
**D	KAPITALFORENINGEN DANSKE INVEST INSTITUTIONAL AFDELING 26	0	1.138.010	1.138.010
**D	STATE OF NEW MEXICO STATE INVESTMENT COUNCIL	0	82.448	82.448
**D	INVESTERINGSFORENINGEN BANKINVEST EUROPAETISK FORSVAR OG FREMSYN AKK. KL	0	670.877	670.877
**D	NORDEA PLAN MODERAT FUND	0	190.219	190.219
**D	VANGUARD FIDUCIARY TRUST COMPANY INSTITUTIONAL TOTAL INTERNATIONAL STOCK MARKET INDEX TRUST II	0	32.499	32.499
**D	AVIVA INVESTORS PORTFOLIO FUNDS ICVC AVIVA INVESTORS MULTI-ASSET CORE FUND IV	0	57.468.836	57.468.836
**D	JPMORGAN FLEXIBLE INCOME ETF	0	43.569	43.569
**D	MORNINGSTAR GLOBAL LISTED INFRASTRUCTURE (HEDGED) FUND	0	4.903	4.903
**D	INVESTERINGSFORENINGEN DANSKE INVEST SELECT GLOBAL EQUITY SOLUTION KL	0	231.201	231.201
**D	HANDELSBANKEN SELECTION GLOBAL EQUITIES CRITERIA	0	1.243.442	1.243.442
**D	MACQUARIE MULTI-FACTOR FUND	0	65.379	65.379
**D	CLEARBRIDGE GLOBAL INFRASTRUCTURE INCOME FUND	0	52.474	52.474
**D	AVIVA INVESTORS PORTFOLIO FUNDS ICVC AVIVA INVESTORS MULTI-ASSET CORE FUND II	0	474.825	474.825
**D	INVESTERINGSFORENINGEN DANSKE INVEST GLOBAL INDEKS KL	0	23.487	23.487
**D	INVESTERINGSFORENINGEN SYDINVEST	0	539.656	539.656
**D	INVESTERINGSFORENINGEN DANSKE INVEST SELECT TACTICAL ASSET ALLOCATION SVERIGE - ACCUMULATING KL	0	419.359	419.359
**D	INVESTERINGSFORENINGEN DANSKE INVEST SELECT GLOBAL EQUITY SOLUTION - AKKUMULERENDE KL	0	51.493	51.493
**D	TCORPIM DEVELOPED MARKETS EQUITIES (HEDGED) FUND	0	1.336.405	1.336.405
**D	PUTNAM DYNAMIC ASSET ALLOCATION CONSERVATIVE FUND	0	372.410	372.410
**D	INVESTERINGSFORENINGEN DANSKE INVEST EUROPA KL	0	52.850	52.850
**D	TRINITY COLLEGE CAMBRIDGE	0	209.648	209.648
**D	CONSTRUCTION AND BUILDING UNIONS SUPERANNUATION FUND	0	213.033	213.033
**D	INVESTERINGSFORENINGEN DANSKE INVEST SELECT TACTICAL ASSET ALLOCATION EURO - ACCUMULATING KL	0	540.000	540.000
**D	WESTPAC WHOLESALERE INTERNATIONAL SHARE NO.2 TRUST	0	36.354	36.354
**D	INVESTERINGSFORENINGEN DANSKE INVEST EUROPA HOJT UDBYTTE KL	0	164.752	164.752
**D	POTNAM RETIREMENT ADVANTAGE GAA EQUITY PORTFOLIO	0	418.915	418.915
**D	INVESTERINGSFORENINGEN DANSKE INVEST EUROPA - AKKUMULERENDE KL	0	84.805	84.805
**D	MACQUARIE INTERNATIONAL EQUITIES FUND	0	161.259	161.259
**D	COMMINGLED PENSION TRUST FUND (GLOBAL ALL COUNTRY RESEARCH ENHANCED EQUITY) OF JPMORGAN CHASE BANK, N.A.	0	364.358	364.358
**D	FRANKLIN CLEARBRIDGE GLOBAL INFRASTRUCTURE INCOME FUND	0	22.251	22.251
**D	JNL INTERNATIONAL INDEX FUND	0	402.954	402.954
**D	SWISS REINSURANCE COMPANY LTD	0	1.116.314	1.116.314
**D	JPMORGAN DEVELOPED INTERNATIONAL VALUE FUND	0	17.970	17.970
**D	BIL-UNIVERSAL-FONDS	0	2.871.831	2.871.831
**D		0	907.434	907.434



## LISTA ESITO DELLA VOTAZIONE

Oggetto: 1. Bilancio di esercizio al 31 dicembre 2025. Relazioni del Consiglio di Amministrazione, del Collegio Sindacale e della Società di revisione. Deliberazioni relative. Presentazione del bilancio consolidato al 31 dicembre 2025 comprensivo della Rendicontazione consolidata di sostenibilità relativa all'esercizio 2025. FAVOREVOLI

Badge	Ragione Sociale	Proprio	Delega	Totale
**D	SHELL FOUNDATION	0	10.116	10.116
**D	INVESTERINGSFORENINGEN BANKINVEST GLOBALE AKTIER INDEKS AKK. KL	0	25.688	25.688
**D	VAERDIPAPIRFONDEN NORDEA INVEST PORTEFOLJE GLOBALE BAEREDYGTIGE AKTIER	0	326.902	326.902
**D	STRATEGIC INTERNATIONAL EQUITY FUND	0	131.882	131.882
**D	GOVERNMENT PENSION FUND	0	107.152	107.152
**D	INVESTERINGSFORENINGEN BANKINVEST EUROPAEISK FORSVAR OG FREMSYN KL	0	187.728	187.728
**D	UI-FONDS BAV REI AKTIEN	0	994.954	994.954
**D	GLOBAL PLATFORM	0	369.097	369.097
**D	VAERDIPAPIRFONDEN NORDEA INVEST GLOBAL PASSIVE	0	79.026	79.026
**D	FRANKLIN TEMPLETON INVESTMENT FUNDS	0	17.334	17.334
**D	EPS	0	218.310	218.310
**D	COINVEST LIMITED	0	6.492	6.492
**D	CAPITAL GROUP EUPAC COMMON TRUST (US)	0	19.120	19.120
**D	INVESTERINGSFORENINGEN DANSKE INVEST SELECT GLOBAL QUANT - ACCUMULATING	0	159.426	159.426
**D	NORDEA GENERATIONSFOND 50-TAL	0	338.395	338.395
**D	JPMORGAN INCOME BUILDER FUND	0	779.762	779.762
**D	NORDEA AVTALSPENSJONSFOND MIDI	0	83.519	83.519
**D	NORDEA SAVINGS 50 FUND	0	49.239	49.239
**D	ARGENTA PENSION FUND	0	2.096.700	2.096.700
**D	OB 2	0	56.030	56.030
**D	NORDEA GLOBAL INDEX SELECT FUND	0	359.948	359.948
**D	SCHRODER QEP GLOBAL ACTIVE VALUE FUND	0	139.093	139.093
**D	NORDEA SAVINGS 30 FUND	0	31.743	31.743
**D	FIDELITY INVESTMENT FUNDS - FIDELITY INDEX WORLD FUND	0	1.900.177	1.900.177
**D	VANGUARD TOTAL INTERNATIONAL STOCK INDEX FUND	0	113.611.295	113.611.295
**D	NORDEA PREMIUM ASSET MANAGEMENT BALANCED FUND	0	42.174	42.174
**D	ISHARES ALL-COUNTRY EQUITY INDEX FUND	0	18.316	18.316
**D	JPMORGAN SAR EUROPEAN FUND	0	1.097.356	1.097.356
**D	FUNDACAO CALOUSTE GULBENKIAN	0	70.921	70.921
**D	AQR FUNDS - AQR GLOBAL EQUITY FUND	0	13.466	13.466
**D	FULCRUM ENERGY-INFRASTRUCTURE-RENEWABLES FUND	0	7.474	7.474
**D	KAPITALFORENINGEN SAMPENSION INVEST, GLOBALT AKTIEINDEKS	0	811.450	811.450
**D	BLACKROCK INSTITUTIONAL JERSEY FUNDS	0	19.089	19.089
**D	NORDEA PREMIUM ASSET MANAGEMENT GROWTH FUND	0	22.120	22.120
**D	COMMINGLED PENSION TRUST FUND (INTERNATIONAL RESEARCH ENHANCED EQUITY II) OF JPMORGAN CHASE BANK, N.A.	0	185.913	185.913
**D	THE PUBLIC INSTITUTION FOR SOCIAL SECURITY	0	877.303	877.303
**D	NORDEA PREMIUM ASSET MANAGEMENT MODERATE FUND	0	36.146	36.146
**D	NORDEA GENERATIONSFOND 60-TAL	0	2.422.942	2.422.942
**D	INVESTERINGSFORENINGEN DANSKE INVEST GLOBAL INDEKS - AKKUMULERENDE KL	0	95.360	95.360
**D	NORDEA STRATEGA 35	0	558.818	558.818
**D	NORDEA STRATEGA 15	0	71.339	71.339
**D	MULTIMIX WHOLESALÉ INTERNATIONAL SHARES TRUST	0	536.689	536.689
**D	INVESTERINGSFORENINGEN DANSKE INVEST SELECT TACTICAL ASSET ALLOCATION DANMARK - AKKUMULERENDE KL	0	73.043	73.043
**D	JPMORGAN GLOBAL ALLOCATION FUND	0	98.401	98.401
**D	NORDEA GENERATIONSFOND 70-TAL	0	2.173.482	2.173.482
**D	NORDEA WORLD FUND	0	1.876.345	1.876.345
**D	INVESTERINGSFORENINGEN NORDEA INVEST ENGRÓS INTERNATIONALE AKTIER	0	449.871	449.871
**D	INVESTERINGSFORENINGEN NORDEA INVEST BASIS 3 KL	0	248.481	248.481

ENEL S.p.A.

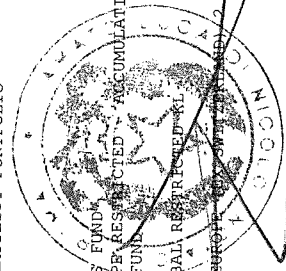
Assemblea Ordinaria del 12 maggio 2026

12 maggio 2026

## LISTA ESITO DELLA VOTAZIONE

Oggetto: **1. Bilancio di esercizio al 31 dicembre 2025. Relazioni del Consiglio di Amministrazione, del Collegio Sindacale e della Società di revisione. Deliberazioni relative. Presentazione del bilancio consolidato al 31 dicembre 2025 comprensivo della Rendicontazione consolidata di sostenibilità relativa all'esercizio 2025.**  
**FAVOREVOLI**

Badge	Ragione Sociale	Proprio	Delega	Totale
**D	CARESUPER	0	531.687	531.687
**D	INVESTERINGSFORENINGEN NORDEA INVEST GLOBALE AKTIER INDEKS KL	0	59.308	59.308
**D	ISHARES MSCI WORLD EX AUSTRALIA VALUE ETF	0	7.214	7.214
**D	ISHARES MSCI WORLD EX AUSTRALIA MOMENTUM ETF	0	2.180	2.180
**D	T. ROWE PRICE BALANCED FUND, INC.	0	765.934	765.934
**D	ISHARES WHOLESALE INTERNATIONAL EQUITY INDEX FUND	0	959.279	959.279
**D	CHURCH COMMISSIONERS FOR ENGLAND	0	63.016	63.016
**D	T. ROWE PRICE MODERATE ALLOCATION PORTFOLIO	0	22.502	22.502
**D	INCOME INSURANCE LIMITED	0	69.147	69.147
**D	FRANKLIN GLOBAL CORE EQUITY FUND	0	1.575	1.575
**D	MFS UTILITIES FUND	0	1.833.856	1.833.856
**D	HOAG FAMILY TRUST U/A DTD 8-02-94	0	5.052	5.052
**D	T. ROWE PRICE SPECTRUM MODERATE ALLOCATION FUND	0	203.592	203.592
**D	LAERERNES PENSION FORSIKRINGSAKTIESELSKAB	0	3.270.443	3.270.443
**D	T. ROWE PRICE SPECTRUM MODERATE GROWTH ALLOCATION FUND	0	550.034	550.034
**D	JPMORGAN CHASE 401(K) SAVINGS PLAN	0	533.131	533.131
**D	THE BOEING COMPANY EMPLOYEE RETIREMENT PLANS MASTER TRUST	0	326.302	326.302
**D	T. ROWE PRICE INTERNATIONAL VALUE EQUITY FUND	0	18.089.409	18.089.409
**D	EQ ADVISORS TRUST - EQ/INTERNATIONAL VALUE MANAGED VOLATILITY PORTFOLIO	0	385.164	385.164
**D	JPMORGAN EUROPEAN GROWTH & INCOME PLC	0	991.809	991.809
**D	T. ROWE PRICE GLOBAL VALUE EQUITY FUND	0	284.200	284.200
**D	EQ ADVISORS TRUST - EQ/INTERNATIONAL EQUITY INDEX PORTFOLIO	0	1.351.026	1.351.026
**D	NATIONAL FARMERS UNION MUTUAL INSURANCE SOCIETY LIMITED RETIREMENT BENEFITS SCHEME	0	20.574	20.574
**D	SBC MASTER PENSION TRUST	0	416.279	416.279
**D	T. ROWE PRICE INTERNATIONAL EQUITY INDEX FUND	0	844.088	844.088
**D	EQ ADVISORS TRUST - EQ/INTERNATIONAL CORE MANAGED VOLATILITY PORTFOLIO	0	231.814	231.814
**D	EQ ADVISORS TRUST - EQ/GLOBAL EQUITY MANAGED VOLATILITY PORTFOLIO	0	179.675	179.675
**D	NATIONWIDE INTERNATIONAL INDEX FUND	0	318.763	318.763
**D	FLEXSHARES INTERNATIONAL QUALITY DIVIDEND DYNAMIC INDEX FUND	0	112.250	112.250
**D	NVIT PUTNAM INTERNATIONAL VALUE FUND	0	521.029	521.029
**D	NVIT INTERNATIONAL INDEX FUND	0	320.460	320.460
**D	EQ ADVISORS TRUST - ATM INTERNATIONAL MANAGED VOLATILITY PORTFOLIO	0	412.632	412.632
**D	FLEXSHARES MORNINGSTAR DEVELOPED MARKETS EX-US FACTOR TILT INDEX FUND	0	154.048	154.048
**D	T. ROWE PRICE RETIREMENT HYBRID TRUST	0	3.580.589	3.580.589
**D	FLEXSHARES INTERNATIONAL QUALITY DIVIDEND INDEX FUND	0	1.283.100	1.283.100
**D	T. ROWE PRICE INTERNATIONAL CORE EQUITY TRUST	0	14.240.302	14.240.302
**D	EQ ADVISORS TRUST - EQ/INTERNATIONAL MANAGED VOLATILITY PORTFOLIO	0	648.484	648.484
**D	STATE OF WYOMING	0	238.133	238.133
**D	NORDEA EUROPEAN INDEX SELECT FUND	0	305.759	305.759
**D	NORDEA STRATEGA 70	0	668.333	668.333
**D	NORDEA STRATEGA 50	0	479.611	479.611
**D	MULTI-MANAGER DIRECTIONAL ALTERNATIVE STRATEGIES FUND	0	157.717	157.717
**D	INVESTERINGSFORENINGEN DANSKE INVEST INDEX EUROPEAN SELECT - ACCUMULATING KL	0	1.065.935	1.065.935
**D	FRANKLIN SUSTAINABLE INTERNATIONAL CORE EQUITY FUND	0	13.552	13.552
**D	NORDEA GLOBAL DIVIDEND FUND	0	4.575.368	4.575.368
**D	INVESTERINGSFORENINGEN DANSKE INVEST SELECT GLOBAL RESTRICTED KL	0	72.915	72.915
**D	VINVA INTERNATIONAL EQUITY FUND	0	87.093	87.093
**D	PUB INSTITUTIONAL FUND UMBRELLA - PUB EQUITIES EUROPE	0	934.777	934.777



Azionisti in delega: 4.448

## LISTA ESITO DELLA VOTAZIONE

Oggetto: **1. Bilancio di esercizio al 31 dicembre 2025. Relazioni del Consiglio di Amministrazione, del Collegio Sindacale e della Società di revisione. Deliberazioni relative. Presentazione del bilancio consolidato al 31 dicembre 2025 comprensivo della Rendicontazione consolidata di sostenibilità relativa all'esercizio 2025.**  
**FAVOREVOLI**

Badge	Ragione Sociale	Proprio	Delega	Totale
**D	ARGENTA PENSION FUND DEFENSIVE GROWTH	0	122.550	122.550
**D	LOCAL AUTHORITIES SUPERANNUATION FUND	0	398.819	398.819
**D	WILSHIRE BRIDGEWATER MAN ALPHA	0	103.494	103.494
**D	MACQUARIE CORE GLOBAL EQUITY FUND	0	31.309	31.309
**D	INVESTINGSFÖRENINGEN NORDEA INVEST BASIS 2 KL	0	16.790	16.790
**D	UNIVERSITIES SUPERANNUATION SCHEME	0	66.542	66.542
**D	INVESTINGSFÖRENINGEN NORDEA INVEST GLOBALE UDBYTTEAKTIER KL	0	774.154	774.154
**D	INVESTINGSFÖRENINGEN NORDEA INVEST AKTIER II KL	0	37.146	37.146
**D	VAERDIPAPIRFONDEN NORDEA INVEST PORTEFOLJE AKTIER	0	36.404	36.404
**D	FLEXSHARES ESG & CLIMATE DEVELOPED MARKETS EX-US CORE INDEX FUND	0	968.345	968.345
**D	T. ROWE PRICE SPECTRUM CONSERVATIVE ALLOCATION FUND	0	40.749	40.749
**D	INVESTINGSFÖRENINGEN NORDEA INVEST AKTIER KL	0	131.730	131.730
**D	INVESTINGSFÖRENINGEN NORDEA INVEST BASIS 4 KL	0	43.017	43.017
**D	ARAMCO ASIA SINGAPORE PTE. LTD	0	103.295	103.295
**D	BRUNEI SHELL PETROLEUM COMPANY SENDIRIAN BERHAD PEPPER L.P.	0	19.260	19.260
**D	VANGUARD INTERNATIONAL SHARES HIGH YIELD FUND	0	18.162	18.162
**D	GSPM CI GLOBAL DIVIDEND TRUST	0	20.372	20.372
**D	EUPAC FUND	0	4.896	4.896
**D	EQUITABLE FINANCIAL LIFE INSURANCE COMPANY	0	7.187	7.187
**D	SCHRODER GLOBAL VALUE FUND	0	4.626.803	4.626.803
**D	VANGUARD INTERNATIONAL SHARES INDEX FUND	0	52.864	52.864
**D	EQ ADVISORS TRUST - EQ/AB DYNAMIC MODERATE GROWTH PORTFOLIO	0	220.303	220.303
**D	JPMORGAN FUND ICVC - JPM MULTI-ASSET INCOME FUND	0	3.590.545	3.590.545
**D	T. ROWE PRICE INTERNATIONAL VALUE EQUITY TRUST	0	105.013	105.013
**D	T. ROWE PRICE OVERSEAS STOCK FUND	0	1.268	1.268
**D	GENERALI ITALIA SPA	0	8.279.722	8.279.722
**D	ALLENZA ASSICURAZIONI SPA	0	19.893.392	19.893.392
**D	AMERICAN HEART ASSOCIATION, INC.	0	1.899.586	1.899.586
**D	ALTO INTERNAZIONALE AZIONARIO	0	774.780	774.780
**D	BNP PARIBAS EASY EUROPE	0	81.014	81.014
**D	BNP PARIBAS FUNDS - EUROPE VALUE	0	60.498	60.498
**D	DYNAMIC PROFILE FINCO AM FUND VII	0	40.930	40.930
**D	BNP PARIBAS EASY ICAV - BNP PARIBAS EASY MSCI WORLD MIN TE UCITS ETF	0	875.027	875.027
**D	ALLENZA ASSICURAZIONI SPA	0	559.402	559.402
**D	BNP PARIBAS EASY MSCI EMU MIN TE	0	128.037	128.037
**D	BANCOPOSTA MIX 1	0	191.402	191.402
**D	ALLENZA OBBLIGAZIONARIO	0	2.463.455	2.463.455
**D	AZ FUND 1 AZ EQUITY GLOBAL INFRASTRUCTURE	0	23.720	23.720
**D	JANUS HENDERSON HORIZON FUND - EUROLAND FUND	0	786.844	786.844
**D	AZ FUND 1 AZ ALLOCATION PIR ITALIAN EXCELLENCE 70	0	18.250	18.250
**D	FAM SERIES UCITS ICAV - GLOBAL LISTED INFRASTRUCTURE FAM FUND	0	2.237.529	2.237.529
**D	LEMANIA GLOBAL EQUITY	0	1.110.000	1.110.000
**D	BANCOPOSTA DYNAMIC MULTI-ASSET	0	38.776	38.776
**D	INVESTITORI EIGHTY TWENTY	0	29.334	29.334
**D	D.A.S. DIFESA AUTOMOBILISTICA SINISTRI SPA DI ASSICURAZIONE	0	188.615	188.615
**D	GENERTEL SPA	0	17.970	17.970
**D		0	2.363	2.363
**D		0	2.508	2.508

ENEL S.p.A.

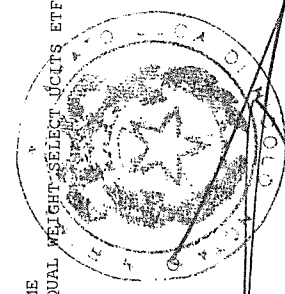
12 maggio 2026

Assemblea Ordinaria del 12 maggio 2026

## LISTA ESITO DELLA VOTAZIONE

**Oggetto: 1. Bilancio di esercizio al 31 dicembre 2025. Relazioni del Consiglio di Amministrazione, del Collegio Sindacale e della Società di revisione. Deliberazioni relative. Presentazione del bilancio consolidato al 31 dicembre 2025 comprensivo della Rendicontazione consolidata di sostenibilità relativa all'esercizio 2025. FAVOREVOLI**

Badge	Ragione Sociale	Proprio	Delega	Totale
**D	ALLEANZA ASSICURAZIONI SPA	0	11.931	11.931
**D	ASSICURAZIONI GENERALI SPA	0	1.552	1.552
**D	JANUS HENDERSON GLOBAL EQUITY INCOME FUND	0	1.722.160	1.722.160
**D	DYNAMIC PROFILE FINECO AM FUND VI	0	460.562	460.562
**D	DNCA INVEST EUROSE	0	1.705.000	1.705.000
**D	BNP PARIBAS EASY ICAV - BNP PARIBAS EASY MSCI WORLD UCITS ETF	0	20.673	20.673
**D	ROCKCREEK GLOBAL EQUALITY ETF	0	41.243	41.243
**D	THEAM QUANT - EQUITY EUROPE CLIMATE CARE PAB	0	128.832	128.832
**D	BNP PARIBAS EASY - DIVIDEND EUROPE	0	97.774	97.774
**D	BANCOPOSTA MIX 2	0	65.300	65.300
**D	GENERALI INVESTMENTS SICAV	0	535.215	535.215
**D	BANCOPOSTA AZIONARIO INTERNAZIONALE	0	390.260	390.260
**D	ZURICH INSURANCE EUROPE AG	0	89.687	89.687
**D	AZIMUT TRADING	0	1.500	1.500
**D	FAM SERIES UCITS ICAV	0	14.272	14.272
**D	THEAM QUANT - CROSS ASSET HIGH FOCUS	0	500.007	500.007
**D	DYNAMIC PROFILE FINECO AM FUND V	0	523.179	523.179
**D	BNP PARIBAS EASY ICAV - BNP PARIBAS EASY SUSTAINABLE WORLD UCITS ETF	0	189.370	189.370
**D	BNP PARIBAS B PENSION BALANCED	0	2.248.197	2.248.197
**D	AZ FUND 1 - AZ ALLOCATION FLEXIBLE EQUITY	0	50.000	50.000
**D	THEAM QUANT - EQUITY EUROZONE GURU	0	8.673.665	8.673.665
**D	DNCA INVEST - SUSTAIN CLIMATE	0	409.500	409.500
**D	DNCA INVEST - ALPHAPLAY EUROLAND EQUITIES	0	1.393.229	1.393.229
**D	LA FRANCAISE LUX - CARBON IMPACT INCOME	0	1.681	1.681
**D	DNCA INVEST-EURO DIVIDEND GROWER	0	642.940	642.940
**D	BNP PARIBAS EASY ICAV - BNP PARIBAS EASY MSCI ACWI SRI PAB UCITS ETF	0	7.730	7.730
**D	BNPFF PRIVATE - EQUITY AND BOND YIELD	0	70.501	70.501
**D	METROPOLITAN-RENTASTRO - GROWTH	0	887.428	887.428
**D	FONDAZIONE ROMA - GLOBAL PASSIVE EQUITIES	0	23.929	23.929
**D	THEAM QUANT-EQUITY EUROPE GURU	0	6.306.775	6.306.775
**D	BNP PARIBAS FUNDS - EURO DEFENSIVE EQUITY	0	19.398	19.398
**D	BNP PARIBAS EASY - ESG ENHANCED EMU	0	110.557	110.557
**D	AZ FUND 1 - AZ EQUITY - SPECIAL NEEDS AND INCLUSION	0	35.000	35.000
**D	BNP PARIBAS FUNDS - ENVIRONMENTAL INFRASTRUCTURE INCOME	0	76.435	76.435
**D	BNP PARIBAS EASY ICAV - BNP PARIBAS EASY MSCI WORLD EQUAL WEIGHT-SELECT UCITS ETF	0	5.914	5.914
**D	AXA BELGIUM SA	0	245.460	245.460
**D	RHES GROWTH AND INCOME FUNDS LIMITED	0	4.799	4.799
**D	DIVERSIFIED PORTFOLIOS FUND LTD	0	10.010	10.010
**D	BNP PARIBAS EASY - MSCI EUROPE	0	53.551	53.551
**D	DNCA INVEST - ALPHAPLAY EUROPEAN EQUITIES	0	310.961	310.961
**D	GLOBAL EQUITIES ENHANCED INDEX FUND	0	722.395	722.395
**D	MERCER UNHEDGED OVERSEAS SHARES TRUST	0	1.134.793	1.134.793
**D	DIVERSIFIED GLOBAL SHARE TRUST	0	862.586	862.586
**D	GENERATE WHOLESALE UNIT TRUST SCHEME	0	1.890.963	1.890.963
**D	ANZ WHOLESALE INTERNATIONAL SHARE - NO. 4 FUND	0	4.115	4.115
**D	ONEMARKETS MSCI EUROPE UNIVERSAL UCITS ETF	0	104.528	104.528
**D	THEAM QUANT-EQUITY WORLD DEFI MARKET NEUTRAL	0	9.498	9.498
**D		0	162.561	162.561



Pagina 15

Azionisti in delega: 4.448

LISTA ESITO DELLA VOTAZIONE

Oggetto: 1. Bilancio di esercizio al 31 dicembre 2025. Relazioni del Consiglio di Amministrazione, del Collegio Sindacale e della Società di revisione. Deliberazioni relative. Presentazione del bilancio consolidato al 31 dicembre 2025 comprensivo della Rendicontazione consolidata di sostenibilità relativa all'esercizio 2025. FAVOREVOLI

Badge	Ragione Sociale	Proprio	Delega	Totale
**D	LA FRANCAISE LUX - GTS REACTIF	0	26.520	26.520
**D	GSF VORSORGESTRATEGIE	0	19.509	19.509
**D	GENERALI MULTI PORTFOLIO SOLUTIONS SICAV	0	86.037	86.037
**D	THEAM QUANT - EUROPE TARGET PREMIUM	0	1.182.538	1.182.538
**D	DNCA INVEST EVOLUTIF	0	1.817.703	1.817.703
**D	LA FRANCAISE LUX - INFLECTION POINT CARBON IMPACT EURO	0	36.176	36.176
**D	NEPC GLOBAL EQUITY CIT	0	274.256	274.256
**D	BNP PARIBAS FUNDS SUSTAINABLE EUROPE DIVIDEND	0	140.804	140.804
**D	FONDAZIONE ROMA - GLOBAL EQUITY SATELLITE II	0	151.372	151.372
**D	TEAM QUANT - ALPHA COMMODITY	0	175.334	175.334
**D	BNZ WHOLESALE INTERNATIONAL EQUITIES (INDEX) FUND	0	148.775	148.775
**D	BNP PARIBAS EASY ICAV - BNP PARIBAS EASY ECPI GLOBAL ESG INFRASTRUCTURE UCITS ETF	0	484.574	484.574
**D	DNCA INVEST - SUSTAIN SEMPEROSA	0	415.000	415.000
**D	DNCA INVEST VALUE EUROPE	0	2.919.026	2.919.026
**D	ZEPHYR - TARGET VOLATILITY 2	0	109.859	109.859
**D	ZEPHYR - EUROPE EQUITY ESG OPTIMIZED	0	28.725	28.725
**D	BNP PARIBAS EASY - EUR OVERNIGHT	0	394.517	394.517
**D	BNP PARIBAS FUNDS - SEASONS	0	857.151	857.151
**D	BNP PARIBAS EASY MSCI EUROPE MIN TE	0	2.835.757	2.835.757
**D	ONEMARKETS MSCI WORLD UNIVERSAL UCITS ETF	0	1.945	1.945
**D	TEAM QUANT - EQUITY US GURU	0	249.980	249.980
**D	AMP WHOLESALE GLOBAL EQUITIES FUND	0	73.296	73.296
**D	BNP PARIBAS EASY - MSCI EMU	0	44.331	44.331
**D	ZEPHYR - OPTIMISED PLUS 2	0	61.992	61.992
**D	DYNAMIC PROFILE FINECO AM FUND I	0	28.989	28.989
**D	UNISUPER	0	163.709	163.709
**D	AZ FUND 1 AZ EQUITY EUROPE	0	7.350	7.350
**D	BNP PARIBAS FUNDS - EUROPE STRATEGIC AUTONOMY	0	2.340.758	2.340.758
**D	RUSSELL INVESTMENTS SUSTAINABLE GLOBAL SHARES FUND	0	56.996	56.996
**D	HORIZON INTERNATIONAL MNGD RISK ETF	0	95.029	95.029
**D	CAIXABANK WEALTH SICAV	0	25.000	25.000
**D	ELEVA ABSOLUTE RETURN DYNAMIC FUND	0	105.572	105.572
**D	AXA VERSICHERUNGEN AG	0	367.842	367.842
**D	G.A.-FUND-B - WORLD EQUITIES PLUS	0	34.209	34.209
**D	ZEPHYR - OPTIMISED PLUS 1	0	699	699
**D	BNP PARIBAS B PENSION GROWTH	0	698.851	698.851
**D	FONDACO OBIETTIVO WELFARE UCITS SICAV - EQUITY- EURO EQUITY	0	90.596	90.596
**D	RIA INTERNATIONAL EQUITIES FUND	0	214.867	214.867
**D	ELEVA ABSOLUTE RETURN EUROPE FUND	0	200.504	200.504
**D	BPI GLOBAL INVESTMENTS GLOBAL LISTED INFRASTRUCTURE FUND	0	11.229	11.229
**D	RUSSELL INVESTMENTS GLOBAL LISTED INFRASTRUCTURE FUND	0	113.913	113.913
**D	AXA LEBEN AG	0	177.358	177.358
**D	BNP PARIBAS FUNDS - SUSTAINABLE EUROPE MULTI-FACTOR EQUITY	0	634.934	634.934
**D	PEOPLE'S BANK OF CHINA	0	6.546.744	6.546.744
**D	G.A.-FUND-B - EURO EQUITIES	0	55.830	55.830
**D	DNCA INVEST - EVOLUTIF BALANCED	0	10.618	10.618
**D	BPI GLOBAL INVESTMENT FUND- PERSEO FUND	0	10.893	10.893
**D	G.A.-FUND-B - WORLD EQUITIES	0	83.764	83.764

## LISTA ESITO DELLA VOTAZIONE

Oggetto: 1. Bilancio di esercizio al 31 dicembre 2025. Relazioni del Consiglio di Amministrazione, del Collegio Sindacale e della Società di revisione. Deliberazioni relative. Presentazione del bilancio consolidato al 31 dicembre 2025 comprensivo della Rendicontazione consolidata di sostenibilità relativa all'esercizio 2025. FAVOREVOLI

Badge	Ragione Sociale	Proprio	Delega	Totale
**D	BNP PARIBAS B PENSION STABILITY	0	174.518	174.518
**D	AZ FUND 1 AZ ALLOCATION ITALIAN TREND	0	164.250	164.250
**D	WM POOL - EQUITIES TRUST NO. 74	0	196.254	196.254
**D	FIRST SUPER	0	18.237	18.237
**D	WINTERTHUR EPSV PRUDENTE	0	18.270	18.270
**D	PINEBRIDGE SELECT FUNDS VCC	0	6.900	6.900
**D	AURELLAN GLOBAL SHARES FUND	0	13.318	13.318
**D	GENERALI PREVISION INDIVIDUAL EPSV	0	14.523	14.523
**D	ENHANCED INDEX INTERNATIONAL SHARE FUND	0	84.727	84.727
**D	GENERALI SEGUROS SA	0	8.102	8.102
**D	SABADELL EMERGENTE MIXTO FLEXIBLE FI	0	2.837	2.837
**D	GENERALI UNO FP	0	32.435	32.435
**D	GENERALI 2055 FP	0	702	702
**D	INVERSABADELL 70, FI	0	3.532	3.532
**D	HUGO DNCA	0	100.377	100.377
**D	DNCA EVOLUTIF PEA	0	101.217	101.217
**D	GENERALI EMPLEO PYME FP	0	3.412	3.412
**D	ACM VIE SA PACTE RETRAITE EURO	0	1.595.796	1.595.796
**D	DANSKE INVEST EUROPEAN EQUITY FUND	0	765.296	765.296
**D	BIDPENSION EPSV	0	4.743	4.743
**D	ACM VIE SA FONDS GENERAL	0	9.618.611	9.618.611
**D	LANNERO MARKNAD GLOBAL	0	248.982	248.982
**D	FF DIVIDENDE ARISTOCRATE	0	118.176	118.176
**D	SEB EUROPAFOND	0	285.486	285.486
**D	CONNECTICUT GENERAL LIFE INSURANCE COMPANY	0	145.291	145.291
**D	AMP CAPITAL SPECIALIST INTERNATIONAL SHARE FUND	0	469.223	469.223
**D	LAGUN ARO EPSV DE EMPLEO	0	360.000	360.000
**D	BNP PARIBAS EASY - ALPHA ENHANCED EUROPE	0	56.607	56.607
**D	ONEPATH GLOBAL SHARES - LARGE CAP (UNHEDGED) INDEX POOL	0	668.600	668.600
**D	G.A.-FUND-B - EQUITY BROAD EURO P	0	474.383	474.383
**D	INFO-COMMUNICATIONS MEDIA DEVELOPMENT AUTHORITY	0	3.310	3.310
**D	ORANO ACTIONS EUROPEENNES	0	98.777	98.777
**D	INVERSABADELL 50, FI	0	10.246	10.246
**D	SABADELL INVERSION ETICA Y SOLIDARIA, FI	0	25.813	25.813
**D	FUTURE GROUP INTERNATIONAL EQUITIES FUND	0	289.892	289.892
**D	WM POOL - EQUITIES TRUST NO. 75	0	639.272	639.272
**D	GENERALI DOS FP	0	65.952	65.952
**D	AMP INTERNATIONAL EQUITY INDEX FUND HEDGED	0	58.601	58.601
**D	FLEXSHARES STOXX GLOBAL BROAD INFRASTRUCTURE INDEX FUND	0	3.672.096	3.672.096
**D	INVESTINGSFÖRENINGEN MAJ INVEST UCITS ETF SOLAR WIND NUMBER	0	435.719	435.719
**D	FLOIRNOY GROWTH	0	77.322	77.322
**D	ACM VIE SA SELR EURO	0	1.155.608	1.155.608
**D	GLOBAL FUNDS TRUST COMPANY EUROSE	0	50.718	50.718
**D	LANNERO GLOBAL	0	1.800.000	1.800.000
**D	ISHARES WHOLESALE SCREENED INTERNATIONAL EQUITY INDEX FUND	0	1.897.133	1.897.133
**D	DANSKE INVEST EUROPE HIGH DIVIDEND FUND	0	44.364	44.364
**D	BNP PARIBAS TRUST SERVICES SINGAPORE LIMITED AS TRUSTEE OF FULLERTON ALPHA-GLOBAL ESG-EQUITY FUND	0	129.181	129.181
**D		0	47.771	47.771



ENEL S.p.A.

Assemblea Ordinaria del 12 maggio 2026

12 maggio 2026

## LISTA ESITO DELLA VOTAZIONE

Oggetto: **1. Bilancio di esercizio al 31 dicembre 2025. Relazioni del Consiglio di Amministrazione, del Collegio Sindacale e della Società di revisione. Deliberazioni relative. Presentazione del bilancio consolidato al 31 dicembre 2025 comprensivo della Rendicontazione consolidata di sostenibilità relativa all'esercizio 2025.**  
**FAVOREVOLI**

Badge	Ragione Sociale	Proprio	Delega	Totale
**D	SMART WHOLESALE GLOBAL EQUITY ESG FUND	0	155.463	155.463
**D	AUOFONDO EQUILIBRADO FP	0	105.852	105.852
**D	GENERALI CUATRO FP	0	51.655	51.655
**D	PASSIVE GLOBAL SHARE TRUST	0	153.868	153.868
**D	BEST INVESTMENT CORPORATION	0	581.059	581.059
**D	IPAC INCOME GENERATOR	0	93.024	93.024
**D	BNP PARIBAS EASY - ECPI GLOBAL ESG HYDROGEN ECONOMY	0	46.553	46.553
**D	ADMINIS CUSTODIAL NOMINEES LIMITED	0	292.000	292.000
**D	GENERALI 2045 FP	0	816	816
**D	GENERALI EMPLEO TRES FP	0	3.611	3.611
**D	INVERSABADELL 25, FI	0	17.553	17.553
**D	SABADELL PLANIFICACION 25, FI	0	3.606	3.606
**D	ACM ACTIONS	0	20.214	20.214
**D	RLA NZ INTERNATIONAL EQUITIES FUND	0	86.239	86.239
**D	WINTERTHUR EPSV	0	24.918	24.918
**D	COFACE N 1	0	21.206	21.206
**D	IPAC DIMENSIONAL GLOBAL PROFITABILITY FUND	0	10.537	10.537
**D	GENERALI 2035 FP	0	1.007	1.007
**D	WINTERTHUR II FONDO DE PENSIONES	0	55.075	55.075
**D	WINTERTHUR EPSV EQUILIBRADO	0	12.180	12.180
**D	WINTERTHUR XI FONDO DE PENSIONES	0	62.823	62.823
**D	CHARLES TAYLOR INTERNATIONAL FUND MANAGERS IOM LIMITED	0	10.297	10.297
**D	AXA ASSICURAZIONI SPA	0	390.000	390.000
**D	FP DE LOS EMPLEADOS DEL GRUPO DEUTSCHE BANK FONDO DE PENSIONES	0	166.776	166.776
**D	GA FUND N, SICAV-RAIF - WORLD EQUITIES PLUS	0	16.771	16.771
**D	AMP INTERNATIONAL EQUITY INDEX FUND	0	603.693	603.693
**D	BNP PARIBAS EASY - MSCI WORLD EX USA	0	4.009	4.009
**D	NORDEA GENERATIONSFOND 90-TAL	0	163.714	163.714
**D	TM FULCRUM DIVERSIFIED CORE ABSOLUTE RETURN FUND	0	6.466	6.466
**D	HANDELSBANKEN EUROPA	0	275.000	275.000
**D	ISHARES WORLD EQUITY FACTOR ETF	0	13.288	13.288
**D	PROSHARES MSCI EAFE DIVIDEND GROWERS ETF	0	74.090	74.090
**D	BBP INKA	0	29.418	29.418
**D	CM-AM PEA SECURITE	0	4.323.468	4.323.468
**D	NORDEA RESPONSIBLE BALANCED FUND	0	264.428	264.428
**D	SIEMENS-FONDS SIEMENS-RENTE	0	674.727	674.727
**D	OTIS MOYEN TERME SOLIDAIRE	0	16.832	16.832
**D	CGI DYNAMIQUE	0	53.077	53.077
**D	CONVERGENCE EQUI SOCI RESP	0	315.096	315.096
**D	MILLEIS BANQUE 30-70	0	6.642	6.642
**D	STAUBLI 80 20 CREDIT MUTUEL	0	6.885	6.885
**D	FEDEX	0	13.021	13.021
**D	BEL AIR	0	75.000	75.000
**D	SATURNE PATRIMOINE	0	15.000	15.000
**D	FONCIL	0	26.124	26.124
**D	CM-AM EUROPE DIVIDENDES	0	371.342	371.342
**D	ORANO ACTIONS ZONE EURO ISR	0	77.388	77.388
**D	SCHUCO	0	4.896	4.896

Azionisti in delega: 4.448

Pagina 18

ENEL S.p.A.

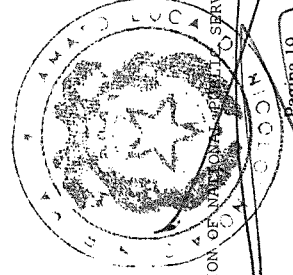
12 maggio 2026

Assemblea Ordinaria del 12 maggio 2026

## LISTA ESITO DELLA VOTAZIONE

**Oggetto: 1. Bilancio di esercizio al 31 dicembre 2025. Relazioni del Consiglio di Amministrazione, del Collegio Sindacale e della Società di revisione. Deliberazioni relative. Presentazione del bilancio consolidato al 31 dicembre 2025 comprensivo della Rendicontazione consolidata di sostenibilità relativa all'esercizio 2025. FAVOREVOLI**

Badge	Ragione Sociale	Proprio	Delega	Totale
**D	CONTINENTAL	0	8.121	8.121
**D	S ACTIVE DIVERSIFIE ISR	0	76.077	76.077
**D	CM-AM CONVERTIBLES EUROPE	0	20.000	20.000
**D	FDF1 SOLAU	0	8.500	8.500
**D	FLORNOY CONVICTIONS	0	530.000	530.000
**D	NORDEA INVESTMENT FUNDS S.A / NORDEA ASSET ALLOCATION FUND	0	302.171	302.171
**D	DISCOVERY LIFE COLLECTIVE INVESTMENTS (PTY) LTD	0	43.833	43.833
**D	INVESTERINGSFORENINGEN MAJ INVEST UCITS ETF GLOBALE UDBYTTEAKTIER KL	0	52.989	52.989
**D	NORDEA GLOBAL EQUITY ALLOCATION FUND	0	574.743	574.743
**D	EDC HORIZON	0	65.144	65.144
**D	UNI GLOBAL	0	211.957	211.957
**D	LARAFOND FORSIKTIG	0	14.863	14.863
**D	VANTAGEFUND III MASTER COLLECTIVE INVESTMENT FUNDS TRUST	0	433.976	433.976
**D	LARAFOND OFFENSIV	0	537.807	537.807
**D	FORD PENSION UNIVERSAL	0	37.203	37.203
**D	SCHRODER DIVERSIFIED GROWTH PORTFOLIO, L.P.	0	23.527	23.527
**D	CHINA LIFE INSURANCE COMPANY LIMITED	0	276.314	276.314
**D	LUTEA	0	60.643	60.643
**D	ORALIE PATRIMOINE	0	41.721	41.721
**D	JPMORGAN GLOBAL RESEARCH ENHANCED INDEX EQUITY TRUST	0	47.600	47.600
**D	T. ROWE PRICE GLOBAL ALLOCATION FUND	0	51.959	51.959
**D	ERIKOISSIJOUTUSRAHASTO NORDEA NAVIGO	0	1.356	1.356
**D	FIDELITY INVESTMENT FUNDS - FIDELITY INDEX EUROPE EX UK FUND	0	1.043.981	1.043.981
**D	INVESTERINGSFORENINGEN NORDEA INVEST AKTIER ANSVARLIG KL	0	3.251.714	3.251.714
**D	AMF AKTIEFOND EUROPA	0	4.279.996	4.279.996
**D	NORDEA RESPONSIBLE MODERATE FUND	0	91.354	91.354
**D	MSCI EUROPE EQUITY INDEX FUND B (EUROSECB	0	206.992	206.992
**D	LARAFOND BALANSERAD	0	173.190	173.190
**D	T. ROWE PRICE INTEGRATED GLOBAL EQUITY FUND	0	40.788	40.788
**D	NORDEA INSTITUTIONAL INVESTMENT FUND, SICAV- FIS	0	53.915	53.915
**D	TFL PENSION FUND	0	250.000	250.000
**D	NATIONWIDE BAILLARD INTERNATIONAL EQUITIES FUND	0	5.807	5.807
**D	TM FULCRUM DIVERSIFIED ABSOLUTE RETURN FUND	0	270.800	270.800
**D	NORDEA RESPONSIBLE GROWTH FUND	0	314.338	314.338
**D	VANGUARD INTERNATIONAL SHARES SELECT EXCLUSIONS INDEX FUND	0	223.927	223.927
**D	MORGAN STANLEY INVESTMENT FUNDS	0	944.615	944.615
**D	BLACKROCK INSTITUTIONAL POOLED FUNDS PLC	0	107.933	107.933
**D	GERANA SICAV-SIF, S.A.	0	32.348	32.348
**D	HC RENTE	0	19.671	19.671
**D	GAIKOKUKABU SUB FUND 1 LP	0	109.851	109.851
**D	JPMORGAN DIVERSIFIED RETURN INTERNATIONAL EQUITY ETF	0	24.774	24.774
**D	SCHRODER GLOBAL EX UK EQUITY TRACKER COMPONENT FUND	0	600.000	600.000
**D	VERDIPAPIRFONDEN EQUINOR AKSJER EUROPA	0	329.724	329.724
**D	UBS FTSE RAFI DEVELOPED 1000 INDEX FUND	0	17.670	17.670
**D	CAPSUGEL	0	546.344	546.344
**D	THE MASTER TRUST BANK OF JAPAN, LTD. AS TRUSTEE FOR FEDERATION OF NATIONAL MUTUAL AID ASSOCIATI	0	0	0



Pagina 19

Azionisti in delega: 4.448

## LISTA ESITO DELLA VOTAZIONE

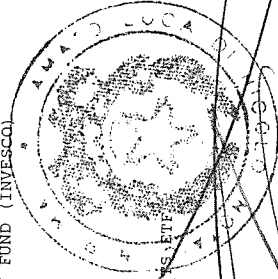
Oggetto: **I. Bilancio di esercizio al 31 dicembre 2025. Relazioni del Consiglio di Amministrazione, del Collegio Sindacale e della Società di revisione. Deliberazioni relative. Presentazione del bilancio consolidato al 31 dicembre 2025 comprensivo della Rendicontazione consolidata di sostenibilità relativa all'esercizio 2025. FAVOREVOLI**

Badge	Ragione Sociale	Proprio	Delega	Totale
**D	THE MASTER TRUST BANK OF JAPAN, LTD. AS TRUSTEE FOR FEDERATION OF NATIONAL PUBLIC SERVICE PERSONNEL MUTUAL AID ASSOCIATI	0	0	449.596
**D	449.596			
**D	NORDEA DISCRETIONARY GLOBAL EQUITY FUND	0	639.333	639.333
**D	EQ ADVISORS TRUST - 1290 VT SMARTBETA EQUITY ESG PORTFOLIO	0	102.593	102.593
**D	VARDIPAPIRFONDEN NORDEA INVEST PORTEFOLJE PM GLOBALE AKTIER STRATEGI KL	0	348.502	348.502
**D	EQ ADVISORS TRUST - EQ/AB DYNAMIC GROWTH PORTFOLIO	0	89.530	89.530
**D	LANNERO MARKNAD EUROPA	0	189.710	189.710
**D	UI-FONDS RBSG	0	11.792	11.792
**D	ACM IARD SA	0	1.311.644	1.311.644
**D	PROSHARES MSCI EUROPE DIVIDEND GROWERS ETF	0	17.039	17.039
**D	ACM VIE S A CM CIC RETRAITE	0	103.619	103.619
**D	CM-AM ALIZES TEMPERE	0	88.653	88.653
**D	ACM MUT FONDS GENERAL	0	2.278.106	2.278.106
**D	BALL PACKAGING EUROPE	0	4.191	4.191
**D	1290 FUNDS - 1290 SMARTBETA EQUITY FUND	0	64.680	64.680
**D	DEGROEF PETERCAM ASSET MANAGEMENT REPRESENTING ERGO FUND	0	30.330	30.330
**D	GLOBAL EX-U.S. ALPHA TILTS FUND B (ACWITLB)	0	101.213	101.213
**D	FOVERUKA PENSION UNIVERSAL	0	65.241	65.241
**D	ELIOR EPARGNE DIVERSIFIE	0	2.579	2.579
**D	CMI MEDIA	0	695	695
**D	FERTILSODEBO	0	13.543	13.543
**D	AMORA MAILLE DIVERSIFIE	0	3.234	3.234
**D	EPSON FRANCE EURO ACTIONS	0	2.980	2.980
**D	CH RIVER LABORAT FRANCE	0	4.830	4.830
**D	ELICYR	0	4.722	4.722
**D	VASCO	0	15.000	15.000
**D	CONVERGENCE ACTIONS EUROPE	0	381.875	381.875
**D	PIPELINE SUD-EUROPEEN	0	4.884	4.884
**D	STAUBLI 50 50 CREDIT MUTUEL	0	9.133	9.133
**D	CM-AM EUROPE VALUE	0	2.540.366	2.540.366
**D	LEXMARK DYNAMIQUE	0	6.692	6.692
**D	S ACTIVE ACTIONS ISR	0	540.143	540.143
**D	CARGILL MIXTE	0	2.633	2.633
**D	HENKEL DIVERSIFIE N 1	0	7.274	7.274
**D	CM-AM EURO EQUITIES	0	1.679.028	1.679.028
**D	IVM	0	2.733	2.733
**D	GROUPE ROCHE	0	75.264	75.264
**D	CM-AM ALIZES DYNAMIQUE PEA	0	16.227	16.227
**D	CM-AM CONVICTIONS FLEXIBLE EURO	0	937.000	937.000
**D	JMB	0	985	985
**D	MSC	0	3.083	3.083
**D	MUTA ACTIONS	0	12.000	12.000
**D	CARGILL ACTIONS	0	8.955	8.955
**D	SAFRAN EQUILIBRE SOLIDAIRE	0	147.033	147.033
**D	CM-AM CONVICTIONS EURO	0	5.392.000	5.392.000
**D	TARAVAO INVEST	0	20.000	20.000
**D	BLERIOT	0	4.000	4.000
**D	CM-AM ADVANCED	0	28.000	28.000

## LISTA ESITO DELLA VOTAZIONE

Oggetto: 1. Bilancio di esercizio al 31 dicembre 2025. Relazioni del Consiglio di Amministrazione, del Collegio Sindacale e della Società di revisione. Deliberazioni relative. Presentazione del bilancio consolidato al 31 dicembre 2025 comprensivo della Rendicontazione consolidata di sostenibilità relativa all'esercizio 2025. FAVOREVOLI

Badge	Ragione Sociale	Proprio	Delega	Totale
**D	POISSON PROTECT	0	3.418	3.418
**D	CM-AM SOLIDAIRE TEMPERE ISR	0	534.550	534.550
**D	ECOLAB PRUDENT	0	323	323
**D	ABEKAEI INVEST	0	10.000	10.000
**D	SCHMIDT GROUPE FUND	0	65.000	65.000
**D	ECOLAB DIVERSIFIE	0	6.034	6.034
**D	CAFSEPT	0	1.336	1.336
**D	DFEI MARTIN T	0	1.027	1.027
**D	ISHTAR	0	55.800	55.800
**D	GARIBALDI DEVELOPPEMENT	0	2.027	2.027
**D	FDF2 FC INVESTISSEMENTS	0	1.924	1.924
**D	OLIVER INVEST	0	3.192	3.192
**D	FDF2 CALAQ	0	1.963	1.963
**D	JVS	0	1.814	1.814
**D	OREGON	0	25.000	25.000
**D	CRYOSTAR SAS	0	1.509	1.509
**D	PREJOMAINE INVEST	0	6.000	6.000
**D	CM-AM SUSTAINABLE PLANET	0	455.992	455.992
**D	CATBOUDAUD	0	1.536	1.536
**D	DFEI SYCEMA PATRIMOINE	0	2.138	2.138
**D	GAM	0	5.000	5.000
**D	FCPE PHOENIX OCP	0	10.124	10.124
**D	CM-AM PEA SERENITE	0	3.935.282	3.935.282
**D	REDWHEEL NEXT GENERATION POWER INFRASTRUCTURE FUND	0	892.375	892.375
**D	APOLLO EMERGENTS 2027	0	185.298	185.298
**D	LACM WORLD EX-US EQUITY CIIT	0	90.390	90.390
**D	ADVISER MANAGED TRUST - DIVERSIFIED EQUITY FUND	0	14.769	14.769
**D	THORNBERG INTERNATIONAL EQUITY FUND (O.P.), LIC	0	112.245	112.245
**D	STICHTING BEDRIJFSTAKPENSIOENFONDS VOOR DE MEDIA PNO	0	353.490	353.490
**D	BNP PARIBAS APOLLO THEMATIC ENERGY	0	332.563	332.563
**D	STICHTING AHOLD DELHAIZE PENSIEN	0	180.739	180.739
**D	SEI SELECT INTERNATIONAL EQUITY ETF	0	306.934	306.934
**D	VANGUARD INVESTMENTS COMMON CONTRACTUAL FD- VANG FTSE DEVELOPED WRLD CCF	0	145.110	145.110
**D	VANGUARD INVESTMENTS COMMON CONTRACTUAL FD- VANG FTSE DVLPD WRLD EX UK CCF	0	164.089	164.089
**D	FIDELITY COMMON CONTRACTUAL FUND II - FIDELITY EUROPE EX-UK EQUITY FUND (INVESSCO)	0	379.032	379.032
**D	SYCOMORE INCLUSIVE JOBS	0	191.244	191.244
**D	STAR CARTIER	0	4.250.000	4.250.000
**D	THEAM QUANT DISPERSION US	0	1.069.002	1.069.002
**D	LORENTZ POCKET CROISSANC	0	10.860	10.860
**D	MANDARINE EQUITY INCOME	0	31.562	31.562
**D	EUROP ASSISTANCE SA	0	8.411	8.411
**D	ACTINIUM	0	298.971	298.971
**D	FIDELITY UCITS ICAV - FIDELITY GLOBAL EQUITY RESEARCH ENHANCED UCITS ETF	0	4.541	4.541
**D	MASTER TRUST BANK OF JAPAN LTD. RE: TMA GLOBAL EQUITY MOTHER FUND	0	100.000	100.000
**D	SIX CIRCLES INTERNATIONAL UNCONSTRAINED EQUITY FUND	0	8.170.364	8.170.364
**D	CARDANO ESG TRANSITION ENHANCED INDEX EQUITY EUROPE	0	536.613	536.613
**D	BNP PARIBAS APOLLO THEMATIC GENDER	0	680.714	680.714
**D	G RET2 RETR IRP GIAM	0	126.261	126.261



## LISTA ESITO DELLA VOTAZIONE

Oggetto: 1. Bilancio di esercizio al 31 dicembre 2025. Relazioni del Consiglio di Amministrazione, del Collegio Sindacale e della Società di revisione. Deliberazioni relative. Presentazione del bilancio consolidato al 31 dicembre 2025 comprensivo della Rendicontazione consolidata di sostenibilità relativa all'esercizio 2025.

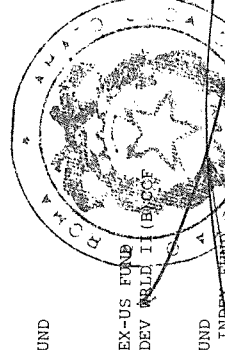
## FAVOREVOLI

Badge	Ragione Sociale	Proprio	Delega	Totale
**D	SEI INSTITUTIONAL MANAGED TRUST GLOBAL MANAGED VOLATILITY FUND	0	131.459	131.459
**D	TITAN BEST SELECTION EURO 2026	0	265.252	265.252
**D	HELIOS	0	30.193	30.193
**D	DWS GLOBAL MACRO FUND	0	84.997	84.997
**D	G RET2 E HORIZON GIAM	0	8.114	8.114
**D	TOTALENERGIES GESTION FLEXIBLE PATRIMONIALE	0	13.753	13.753
**D	FIDELITY COMMON CONTRACTUAL FUND II - FIDELITY EUROPE EX-UK EQUITY FUND (ACADIAN)	0	13.509	13.509
**D	JPMORGAN ETFS (IRELAND) ICAV - EUROPE EQUITY PREMIUM INCOME ACTIVE UCITS ETF	0	13.014	13.014
**D	MONDRIAN FOCUSED ALL COUNTRIES WORLD EX- U.S. EQUITY COLLECTIVE INV TR	0	430.600	430.600
**D	JPMORGAN ETFS (IRELAND) ICAV-ALL CNTRY RSRCH ENHNC D INDX EQ ACT UCITS ETF	0	10.920	10.920
**D	LACM SUSTAINABLE EQUITY CIT	0	1.273	1.273
**D	VANGUARD INVESTMENTS COMMON CONTR FD- VANGUARD FTSE DEV EUR EX UK CCF	0	216.782	216.782
**D	APOLLO INFRASTRUCTURE 2027	0	71.913	71.913
**D	VANGUARD INVESTMENT SERIES PUBLIC LIMITED COMPANY	0	8.855.704	8.855.704
**D	SEI INSTITUTIONAL INVESTMENTS TRUST - GLOBAL MANAGED VOLATILITY FUND	0	753.983	753.983
**D	ZWITSERLEVEN BELEGINGSFONDSEN - ZWITSERLEVEN EUROPEES AANDELENFONDS	0	1.303.278	1.303.278
**D	GOLDMAN SACHS FUNDS VII	0	47.132	47.132
**D	BNP PARIBAS APOLLO THEMATIQUE ECONOMIE	0	182.296	182.296
**D	VANGUARD FUNDS PUBLIC LIMITED COMPANY	0	16.087.567	16.087.567
**D	MONDRIAN INTERNATIONAL EQUITY COLLECTIVE INVESTMENT TRUST	0	362.231	362.231
**D	SEI INSTITUTIONAL INTERNATIONAL TRUST INTERNATIONAL EQUITY FUND	0	118.170	118.170
**D	THORNBURG INTERNATIONAL EQUITY FUND II	0	699.439	699.439
**D	BNP PARIBAS EQUITY - FOCUS ITALIA	0	80.494	80.494
**D	FIDELITY UCITS ICAV	0	20.085	20.085
**D	NATIXIS AM FUNDS	0	253.169	253.169
**D	SIX CIRCLES MANAGED EQUITY PORTFOLIO INTERNATIONAL UNCONSTRAINED FUND	0	5.635.762	5.635.762
**D	BNP PARIBAS ACTIONS RENDEMENT ISR	0	227.713	227.713
**D	NUVEEN GLOBAL INFRASTRUCTURE FUND	0	1.146.604	1.146.604
**D	BNP PARIBAS DISRUPTIVE TECHNOLOGY CAPITAL GARANTI 2026	0	81.510	81.510
**D	VARIABLE INSURANCE PRODUCTS FUND II: INTERNATIONAL INDEX PORTFOLIO	0	269.197	269.197
**D	FIDELITY SALEM STREET TRUST: FIDELITY TOTAL INTERNATIONAL INDEX FUND	0	4.407.489	4.407.489
**D	GLOBAL ASSET ALLOCATIONIV4 MOTHER FUND	0	284	284
**D	AXA AVENIR INFRASTRUCTURE	0	511.844	511.844
**D	BARRON HANLEY NON-US VALUE CIT	0	128.574	128.574
**D	FRANCE D ACTIONS 2	0	147.606	147.606
**D	FCP LITHIUM RENDEMENT	0	220.388	220.388
**D	PANAGORA DYNAMIC INTERNATIONAL COLLECTIVE FUND	0	315.201	315.201
**D	AXA SELECT MULTI ACTIONS	0	33.181	33.181
**D	LACM EAFE EQUITY ACTIVE EXTENSION CIT	0	76.660	76.660
**D	FIDELITY FUNDS - FS SUSTAINABLE EUROZONE EQUITY POOL	0	1.881.144	1.881.144
**D	FIDELITY UCITS ICAV - FIDELITY EUROPE EQUITY RESEARCH ENHANCED UCITS ETF	0	9.188	9.188
**D	BNP PARIBAS GARANZIA CAPITALE 1 ANNO II	0	250.013	250.013
**D	ACADIAN INTERNATIONAL EQUITY CIT	0	288.848	288.848
**D	MASTER TR FOR DEF.CONTRIBUTN PLNS OF AMER AIRLINES,INC., US AIRWAYS,INC.AND AF	0	311.168	311.168
**D	BNP PARIBAS ATHENA PRESTIGE S&P 100	0	605.913	605.913
**D	BNP PARIBAS DEEP VALUE	0	253.061	253.061
**D	CARDIF ASSURANCE VIE	0	3.474.677	3.474.677
**D	LA FRANCAISE ACTIONS EURO CAPITAL HUMAIN	0	86.918	86.918

## LISTA ESITO DELLA VOTAZIONE

Oggetto: 1. Bilancio di esercizio al 31 dicembre 2025. Relazioni del Consiglio di Amministrazione, del Collegio Sindacale e della Società di revisione. Deliberazioni relative. Presentazione del bilancio consolidato al 31 dicembre 2025 comprensivo della Rendicontazione consolidata di sostenibilità relativa all'esercizio 2025. FAVOREVOLI

Badge	Ragione Sociale	Proprio	Delega	Totale
**D	FOREIGN STOCK INDEX MOTHER FUND	0	580.611	580.611
**D	SWISSLIFE BANQUE PRIVÉE	0	291.424	291.424
**D	WORLD MULTI ASSET MOTHER FUND	0	1.593	1.593
**D	GLOBAL MULTI ASSET PLUS MOTHER FUND	0	827	827
**D	FCP ALBA VALEUR	0	134.000	134.000
**D	HORIZON EPARGNE ACTIONS	0	103.940	103.940
**D	CREDIT MUTUEL ASSET MANAGEMENT	0	722.172	722.172
**D	FONDS OBJECTIF CLIMAT ACTIONS 2	0	378.835	378.835
**D	ARTISAN GLOBAL EQUITY TRUST	0	9.374	9.374
**D	FCP IRCOM RETRAITE DIVERSIFIE	0	127.053	127.053
**D	SCHRODER DIVERSIFIED GROWTH TRUST	0	14.553	14.553
**D	GUINNESS ATKINSON REAL ASSETS INCOME ETF	0	994	994
**D	SEI INSTITUTIONAL MANAGED TRUST - TAX- MANAGED INTL MANAGED VOLATILITY FUND	0	38.590	38.590
**D	SCHRODER INTERNATIONAL MULTI-CAP VALUE TRUST	0	864.319	864.319
**D	FCP KLESIA K RETRAITE EURO	0	1.565.647	1.565.647
**D	ARRCO QUANT 1	0	441.219	441.219
**D	ARTISAN INTERNATIONAL GROWTH TRUST	0	1.931.217	1.931.217
**D	SEI INSTITUTIONAL INVESTMENTS TRUST-WORLD EQUITY EX-US FUND	0	1.784.886	1.784.886
**D	GUINNESS ASSET MANAGEMENT FUNDS PLC/ GUINNESS GLOBAL REAL ASSETS FUND	0	21.543	21.543
**D	VANGUARD INVESTMENTS II CCF-VANGUARD SELECTED SCREENED FTSE DEV WRLD II CCF	0	107.497	107.497
**D	ALLSOLUTIONS ETF ICAV	0	7.481	7.481
**D	BNP PARIBAS APOLLO GLOBAL HYDROGEN ECONOMY	0	103.413	103.413
**D	FIDELITY FUNDS - SUSTAINABLE RESEARCH ENHANCED EUROPE EQUITY POOL	0	75.096	75.096
**D	CARDANO ESG TRANSITION ENHANCED INDEX EQUITY GLOBAL	0	78.208	78.208
**D	HYPATHIA INDO	0	6.994	6.994
**D	CARDANO ESG TRANSITION ENHANCED INDEX EQUITY GLOBAL (I)	0	14.798	14.798
**D	ZWITSERLEVEN INSTITUTIONELE BELEGGENGSFONDSEN - ZWITSERLEVEN INDEX AANDELENFONDS EUROPA	0	278.283	278.283
**D	ROTHSCHILD AND CO ASSET MANAGEMENT EUROPE	0	247.210	247.210
**D	BNP PARIBAS APOLLO MEDICAL TECH	0	67.880	67.880
**D	BARROW HANLEY NON-U.S. VALUE FUND, LP	0	118.542	118.542
**D	BNP PARIBAS APOLLO CYBERSECURITE	0	55.017	55.017
**D	FIDELITY CONCORD STREET TRUST: FIDELITY ZERO INTERNATIONAL INDEX FUND	0	2.142.127	2.142.127
**D	SLF EQ ESG WRLD LOW CARB	0	138.540	138.540
**D	MH AMUNDI ACTIONS EURO	0	1.162.837	1.162.837
**D	CARDIF RETRAITE	0	223.863	223.863
**D	CARDIF ASSURANCES RISQUES DIVERS	0	52.160	52.160
**D	GLOBAL ASSET ALLOCATION TV3 (RISK CONSTRAINED TYPE) MOTHER FUND	0	1.053	1.053
**D	MH EDRAM DIVERSIFIE	0	135.764	135.764
**D	ORACLE CORPORATION 401(K) SAVINGS AND INVESTMENT PLAN	0	331.181	331.181
**D	BNP PARIBAS APOLLO GLOBAL WATER	0	170.002	170.002
**D	SEI INSTITUTIONAL INVESTMENTS TRUST - SCREENED WORLD EQUITY EX-US FUND	0	31.439	31.439
**D	VANGUARD INVESTMENTS II CCF-VANGUARD SELECTED SCREENED FTSE DEV WRLD II (BCCF)	0	404.260	404.260
**D	NUVEEN INTERNATIONAL EQUITY INDEX FUND	0	1.189.608	1.189.608
**D	IC EUROPE EQUITY ESG INDEX FUND	0	16.089	16.089
**D	FIDELITY SALEM STREET TRUST: FIDELITY GLOBAL EX U.S. INDEX FUND	0	4.131.748	4.131.748
**D	FIDELITY CONCORD STREET TRUST: FIDELITY SERIES INTERNATIONAL INDEX FUND	0	292.349	292.349
**D	AIR PRODUCTS & CHEMICALS, INC. RETIREMENT SAVINGS PLAN	0	90.896	90.896
**D	BNP PARIBAS ACTIONS EURO ISR	0	225.462	225.462



LISTA ESITO DELLA VOTAZIONE

Oggetto: 1. Bilancio di esercizio al 31 dicembre 2025. Relazioni del Consiglio di Amministrazione, del Collegio Sindacale e della Società di revisione. Deliberazioni relative. Presentazione del bilancio consolidato al 31 dicembre 2025 comprensivo della Rendicontazione consolidata di sostenibilità relativa all'esercizio 2025. FAVOREVOLI

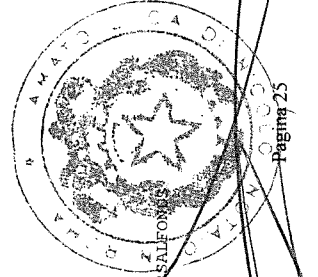
Badge	Ragione Sociale	Proprio	Delega	Totale
**D	NOMURA GLOBAL LISTED INFRASTRUCTURE TRUST	0	15.363	15.363
**D	BNP PARIBAS APOLLO ROBOTIQUE ET INTELLIGENCE ARTIFICIELLE	0	240.103	240.103
**D	SHINKO GLOBAL EQUITY INDEX MOTHER FUND	0	590	590
**D	ATHENA PRESTIGE EUROPE AEROSPACE & DEFENSE	0	574.844	574.844
**D	ORANO DIVERSIFIE DYNAMIQUE	0	8.770	8.770
**D	FIDELITY FUNDS - EURO 50 INDEX POOL	0	1.449.913	1.449.913
**D	STICHTING OAK FENSTOEN	0	235.009	235.009
**D	PNO GS LARGE CAP EU	0	158.917	158.917
**D	APPLE 401(K) PLAN	0	79.205	79.205
**D	VANGUARD INVESTMENTS II CCF-VANGUARD SELECTED SCREENED FTSE DEV EU II CCF	0	178.889	178.889
**D	FIDELITY FUNDS - ITALY POOL	0	2.324.697	2.324.697
**D	FCP SODIUM I	0	453.590	453.590
**D	CALCIUM QUANT	0	339.922	339.922
**D	MATIGNON ACTIONS DYNAMIQUES	0	82.418	82.418
**D	MEAG VERMOGENSANLAGE KOMFORT	0	18.435	18.435
**D	ARABELLE VEGA IM	0	10.000	10.000
**D	FCP KLESIA K ACTIONS EURO	0	24.911	24.911
**D	AXA ACT CARBON OFFSET EUROBLOC EQUITY QI	0	813.313	813.313
**D	AXA INDICE EURO	0	303.757	303.757
**D	BNP PARIBAS INDICE USA	0	249.985	249.985
**D	BNP PARIBAS ACTIONS PATRIMOINE ISR	0	482.300	482.300
**D	FCP HUMANIS RETRAITE ACTIONS	0	2.787.251	2.787.251
**D	INITIATIVE EQUILIBRE	0	645.371	645.371
**D	BNP PARIBAS PROTECTION MONDE	0	122.049	122.049
**D	HUMANIS RETRAITE DIVERSIFIE	0	963.971	963.971
**D	BNP PARIBAS EASY FR - BNP PARIBAS EASY STOXX EUROPE 600 UCITS ETF	0	249.985	249.985
**D	GF EURO CONVICTIONS	0	192.622	192.622
**D	INITIATIVE DYNAMIQUE	0	438.503	438.503
**D	MULTIFAR ACTIONS EUROPE BAS CARBONE	0	302.128	302.128
**D	ALLIANZGI-SUBFONDS HNE AKTIEN A	0	587.531	587.531
**D	FCP ALM ACTIONS EUROPE ISR	0	514.897	514.897
**D	ALM ACTIONS EURO	0	3.649.006	3.649.006
**D	FONDS DE RESERVE POUR LES RETRAITES	0	720.160	720.160
**D	UNIVERSAL-INVESTMENT-GESELLSCHAFT MBH ON BEHALF OF UNIVERSAL-OCO	0	125.296	125.296
**D	FCP HGA ACTIONS ISR	0	780.858	780.858
**D	SAEV MASTERFONDS INKA	0	209.720	209.720
**D	MEAG BENEDICT	0	2.734	2.734
**D	PRCO-COFONDS I	0	39.105	39.105
**D	ALLIANZGI-FONDS CT-DRAECO	0	55.321	55.321
**D	ERAPP ACTIONS EURO III	0	5.386.470	5.386.470
**D	FCP HGA ACTIONS SOLIDAIRE EMPLOI SANTE	0	361.909	361.909
**D	UNIVERSAL-INVESTMENT-GESELLSCHAFT MBH ON BEHALF OF UNIVERSAL-CA V	0	84.171	84.171
**D	ERAPP ACTIONS EURO IV	0	5.541.986	5.541.986
**D	MASTERFONDS HTPT	0	37.443	37.443
**D	KVT-INKA-MASTERFONDS	0	80.873	80.873
**D	UNIVERSAL-INVESTMENT-GESELLSCHAFT MBH ON BEHALF OF FEHO-UNIVERSAL-FONDS	0	120.000	120.000
**D	UNIVERSAL INVESTMENT GESELLSCHAFT MBH ON BEHALF OF ARSD UNIVERSAL FONDS	0	124.000	124.000
**D	UNIVERSAL-INVESTMENT-GESELLSCHAFT MBH ON BEHALF OF STBV-NW-UNIVERSAL-FONDS	0	46.660	46.660

## LISTA ESITO DELLA VOTAZIONE

**Oggetto: 1. Bilancio di esercizio al 31 dicembre 2025. Relazioni del Consiglio di Amministrazione, del Collegio Sindacale e della Società di revisione. Deliberazioni relative. Presentazione del bilancio consolidato al 31 dicembre 2025 comprensivo della Rendicontazione consolidata di sostenibilità relativa all'esercizio 2025. FAVOREVOLI**

Badge	Ragione Sociale	Proprio	Delega	Totale
**D	ALLIANZGI-FONDS SHL	0	8.500	8.500
**D	DBI-STIFTUNGSFONDS WISSENSCHAFT	0	38.026	38.026
**D	UNIVERSAL-INVESTMENT-GESELLSCHAFT MBH ON BEHALF OF DEBEKA-AKTIEN-EUROPA-DIVIDENDEN	0	1.466.459	1.466.459
**D	AXA EURO DIVIDEND K	0	152.656	152.656
**D	UI BVK KAPITALVERWALTUNGSGESELLSCHAFT MBH ON BEHALF OF BAYERISCHER PENSIONSFONDS	0	386.781	386.781
**D	ERI BAYERNINVEST FONDS AKTIEN EUROPA	0	891.620	891.620
**D	UNIVERSAL-INVESTMENT-GESELLSCHAFT MBH ON BEHALF OF WMB-UNIVERSAL-FONDS	0	16.438	16.438
**D	CBP GROWTH SEGMENT AKTIEN GLOBAL- BEST STYLES	0	394.115	394.115
**D	ALLIANZGI-FONDS GANO	0	6.507	6.507
**D	MATIG ACT MONDE	0	316.868	316.868
**D	FCP HUMANIS RETRAITE ACTIONS BRAS CARBONE	0	2.112.931	2.112.931
**D	MEAG EUROINVEST	0	2.277.736	2.277.736
**D	AZIMUT TREND	0	30.000	30.000
**D	BI AKTIENFONDS	0	722.607	722.607
**D	UNIVERSAL-FONDS-ZVK 1	0	60.861	60.861
**D	DEKA-MASTER-HAEC I	0	272.315	272.315
**D	ALLIANZGI-FONDS BREMEN	0	43.052	43.052
**D	GID-FONDS GPRET MULTIFLEX	0	3.483	3.483
**D	AXA EURO DIVIDEND DBVL	0	121.821	121.821
**D	MEAG EUROERTRAG	0	23.000	23.000
**D	AKTIEN EUROPA - UI	0	118.882	118.882
**D	UI-GKR-FONDS	0	36.685	36.685
**D	BAYVK A4 FONDS	0	251.415	251.415
**D	UNIVERSAL-INVESTMENT-GESELLSCHAFT MBH ON BEHALF OF WUSTENROT-UNIVERSAL	0	8.910	8.910
**D	EUROP ASSISTANCE ITALIA SPA	0	3.080	3.080
**D	UI BVK KAPITALVERWALTUNGSGESELLSCHAFT MBH ON BEHALF OF BAYVK G2 FONDS	0	1.895.743	1.895.743
**D	ALLIANZGI-SUBFONDS TOB -NEU-	0	37.562	37.562
**D	DEKA-RAB	0	69.988	69.988
**D	ALLIANZGI-FONDS AVP	0	5.072	5.072
**D	UNIVERSAL-INVESTMENT-GESELLSCHAFT MBH ON BEHALF OF HMT EURO AKTIEN PROTECT 90	0	120.627	120.627
**D	MEAG DIVIDENDE	0	78.185	78.185
**D	ARCA BB	0	12.239	12.239
**D	FIDELITY SICAV EUROPE	0	893.389	893.389
**D	AXA AA DIVERSIFIE INDICIEL 1	0	579.910	579.910
**D	BNP PARIBAS EUROPE ENVIRONMENTAL SOLUTIONS	0	950.993	950.993
**D	CERES FONDS D ACTIONS MONDE	0	51.371	51.371
**D	ALM ACTIONS ZONE EURO ISR	0	2.473.134	2.473.134
**D	DPCTA-MASTERFONDS	0	18.420	18.420
**D	SIENNA GESTION	0	583.943	583.943
**D	AXA PEA REGULARITE	0	5.207.182	5.207.182
**D	AXA OPTIMAL INCOME	0	946.446	946.446
**D	ALLIANZGI-FONDS DUNHILL	0	7.220	7.220
**D	LHCO-FONDS	0	180.000	180.000
**D	UNIVERSAL-INVESTMENT-GESELLSCHAFT MBH ON BEHALF OF BHI 12 UNIVERSALFONDS	0	10.881	10.881
**D	SICAV BNP EASY EURO STOXX 50	0	2.876.969	2.876.969
**D	ALLIANZGI-FONDS PFI SEGMENT PFI-GM1-G MA	0	180.480	180.480
**D	FCP IRCOM RETRAITE DIVERSIFIE 2	0	22.685	22.685
**D	VWLAKH MASTER	0	190.700	190.700

Azionisti in delega: 4.448



Pagina 25

LISTA ESITO DELLA VOTAZIONE

Oggetto: 1. Bilancio di esercizio al 31 dicembre 2025. Relazioni del Consiglio di Amministrazione, del Collegio Sindacale e della Società di revisione. Deliberazioni relative. Presentazione del bilancio consolidato al 31 dicembre 2025 comprensivo della Rendicontazione consolidata di sostenibilità relativa all'esercizio 2025.

FAVOREVOLI

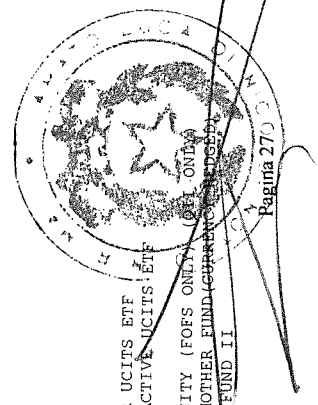
Badge	Ragione Sociale	Proprio	Delega	Totale
**D	UNIVERSAL-INVESTMENT-GESELLSCHAFT MBH ON BEHALF OF MS-B HAUFPONDS	0	428.147	428.147
**D	UNIVERSAL-INVESTMENT-GESELLSCHAFT MBH ON BEHALF OF COMMERZBANK FLEXIBLE ALLOCATION EUROLAND	0	231.820	231.820
**D	BNP PARIBAS EASY S&P 500 UCITS ETF	0	250.000	250.000
**D	UI BVK KAPITALVERWALTUNGSGESELLSCHAFT MBH ON BEHALF OF BAYVK AI-FONDS	0	1.689.597	1.689.597
**D	ALLIANZGI FONDS OB PENSION	0	45.271	45.271
**D	ALLIANZGI-FONDS GANO 2	0	40.060	40.060
**D	ALLIANZGI-FONDS AFE SEGMENT AFE-AA3	0	386.073	386.073
**D	ALLIANZGI-FONDS TOSCA	0	51.902	51.902
**D	GID-FONDS GPRET MULTIFLEX II	0	6.219	6.219
**D	MEAG VERMOGENSANLAGE RETURN	0	24.452	24.452
**D	ALLIANZGI-FONDS PFI SEGMENT PFI-AA2-E_EUA	0	215.656	215.656
**D	GID-FONDS AVAOT 2	0	4.242.896	4.242.896
**D	MEAG PREMIUM	0	22.468	22.468
**D	UNIVERSAL-INVESTMENT-GESELLSCHAFT MBH ON BEHALF OF VE-UNIVERSAL-FONDS	0	478.084	478.084
**D	MEAG EUROBALANCE	0	626.391	626.391
**D	M-UNIVERSAL-FONDS	0	131.700	131.700
**D	BERENBERG SUSTAINABLE STIFTUNG	0	90.000	90.000
**D	SVCO III-FONDS	0	81.370	81.370
**D	ALLIANZGI-FONDS APNIESA SEGMENT APNIESA-NAPO	0	21.480	21.480
**D	UNIVERSAL-INVESTMENT-GESELLSCHAFT MBH ON BEHALF OF UNIVERSAL-FONDS ZVK 1	0	43.807	43.807
**D	AGI FONDS EADS INVEST FOR LIFE AKTIENFONDS	0	255.258	255.258
**D	UNIVERSAL-INVESTMENT-GESELLSCHAFT MBH ON BEHALF OF EPOTIF MASTERFONDS	0	172.683	172.683
**D	SGD GE 2014-1	0	42.856	42.856
**D	UNIVERSAL-INVESTMENT-GESELLSCHAFT MBH ON BEHALF OF HMT GLOBAL AKTIEN INFRASTRUKTUR	0	103.511	103.511
**D	WC PENSIONINVEST	0	42.219	42.219
**D	KREBSHILFE-2-FONDS	0	37.000	37.000
**D	ARCA AZIONI ITALIA	0	7.130.587	7.130.587
**D	LA FRANCAISE SYSTEMATIC MULTI ASSET ALLOCATION	0	2.518	2.518
**D	AZIMUT CAPITAL MANAGEMENT SGR S.P.A.	0	157.500	157.500
**D	ALLIANZGI-FONDS RANW II SEGMENT EUROPEAN EQUITIES I	0	30.564	30.564
**D	TRATON-UI-DYNAMIK	0	250.684	250.684
**D	PSVAG MASTERFONDS	0	360.647	360.647
**D	UNIVERSAL-INVESTMENT-GESELLSCHAFT MBH ON BEHALF OF COLUMBUS FONDS	0	219.659	219.659
**D	ARCA ECONOMIA REALE BILANCIATO ITALIA 55	0	518.042	518.042
**D	GENERTEL SPA	0	3.475	3.475
**D	ALLIANZ GLOBAL INVESTORS GMBH	0	8.436.243	8.436.243
**D	UNIVERSAL-INVESTMENT-GESELLSCHAFT MBH ON BEHALF OF HMT EURO AKTIEN VOLCONTROL	0	120.759	120.759
**D	LA FRANCAISE SYSTEMATIC EUROPEAN EQUITIES	0	94.157	94.157
**D	NOBIS COMPAGNIA ASSICURAZIONI SPA	0	69.011	69.011
**D	ROBUST MULTI ASSET FUND	0	168.365	168.365
**D	AZIMUT CAPITAL MANAGEMENT SGR S.P.A.	0	2.816	2.816
**D	ALLIANZGI-FONDS DPF DILLINGER PENSIONSFONDS MF	0	77.735	77.735
**D	BANCOPOSTA STRATEGIC INSURANCE DISTRIBUTION	0	28.839	28.839
**D	UNIVERSAL-INVESTMENT-GESELLSCHAFT MBH ON BEHALF OF HMT EURO AKTIEN PROTECT 95	0	41.745	41.745
**D	INVESTITORI PIAZZA AFFARI	0	141.800	141.800
**D	AZIMUT CAPITAL MANAGEMENT SGR S.P.A.	0	60.000	60.000
**D	BANCOPOSTA EQUITY ALL COUNTRY	0	54.641	54.641
**D	UNIVERSAL-STRATEGIEFONDS	0	97.964	97.964

Assemblea Ordinaria del 12 maggio 2026

**LISTA ESITO DELLA VOTAZIONE**

**Oggetto: 1. Bilancio di esercizio al 31 dicembre 2025. Relazioni del Consiglio di Amministrazione, del Collegio Sindacale e della Società di revisione. Deliberazioni relative. Presentazione del bilancio consolidato al 31 dicembre 2025 comprensivo della Rendicontazione consolidata di sostenibilità relativa all'esercizio 2025. FAVOREVOLI**

Badge	Ragione Sociale	Proprio	Delega	Totale
**D	ZURICH INVESTMENTS LIFE S P A	0	413.936	413.936
**D	IRCANTEC ACTIONS EUROPE EDRAM	0	917.100	917.100
**D	ERAFP ACTIONS EUROPE I	0	1.285.824	1.285.824
**D	ERAFP ACTIONS EURO I	0	1.234.741	1.234.741
**D	MEAG MM-FONDS 100	0	13.340	13.340
**D	VAD INKA	0	200.000	200.000
**D	ATCP-UI-FONDS	0	57.304	57.304
**D	GENERALI AKTIVMIX DYNAMIK PROTECT 80	0	19.040	19.040
**D	INVESTITORI EUROPA	0	47.800	47.800
**D	BANCOPOSTA GLOBAL EQUITY HEDGED LTE	0	3.544	3.544
**D	AZIMUT STRATEGIC TREND	0	950	950
**D	GLOBAL MULTI ASSET STRATEGY	0	30.445	30.445
**D	ALLIANZGI FONDS AFE	0	121.607	121.607
**D	PEGASUS-UI-FONDS	0	468.301	468.301
**D	INVESTITORI FLESSIBILE	0	80.000	80.000
**D	COV WACHSTUM MF	0	17.580	17.580
**D	UI-NSMPT-BAP-FONDS	0	9.698	9.698
**D	LA FRANCAISE SYSTEMATIC GLOBAL LISTED INFRASTRUCTURE	0	38.267	38.267
**D	MEAG EUROKAPITAL	0	252.429	252.429
**D	BS FONDS	0	12.948	12.948
**D	JOHANNES I	0	692.000	692.000
**D	DC-AKTIEN-FONDS	0	38.239	38.239
**D	UNIVERSAL-INVESTMENT-GESELLSCHAFT MBH ON BEHALF OF VSTBH-UNIVERSAL-FONDS	0	28.178	28.178
**D	AZIMUT CAPITAL MANAGEMENT SGR S.P.A	0	43.980	43.980
**D	ARCA ECONOMIA REALE BILANCIATO ITALIA 15	0	6.581	6.581
**D	SUNFLOWER	0	57.100	57.100
**D	SGD RS 2015 2	0	67.451	67.451
**D	BANCOPOSTA RINASCIMENTO	0	448.916	448.916
**D	BANCOPOSTA MIX 3	0	138.590	138.590
**D	GENERTEL SPA	0	6.995	6.995
**D	AMUNDI STOXX EUROPE 600 ESG II UCITS ETF	0	264.340	264.340
**D	SCHOLLER-STIFTUNGSPONDS 1	0	53.866	53.866
**D	BANCOPOSTA GLOBAL MULTI-ASSET INCOME	0	47.202	47.202
**D	BANCOPOSTA GLOBAL OPTIMAL MULTI-ASSET	0	40.241	40.241
**D	BANCOPOSTA EQUITY DEVELOPED COUNTRIES	0	79.246	79.246
**D	BANCOPOSTA GLOBAL EQUITY LTE	0	122.261	122.261
**D	IRCANTEC ACTIONS EUROPE CANDRIAM 2	0	52.284	52.284
**D	ERAFP ACTIONS EURO VIII	0	937.682	937.682
**D	IRCANTEC ACTIONS EUROPE LAZARD	0	1.917.990	1.917.990
**D	MONDRIAN GLOBAL EQUITY VALUE FUND	0	729.260	729.260
**D	THE MASTER TRUST BANK OF JAPAN, LTD. RE: MUTB400021492	0	1	1
**D	GOLDMAN SACHS FUNDS III	0	6.138.267	6.138.267
**D	JPMORGAN ETFES (IRELAND) ICAV - GLOBAL EQUITY MULTI-FACTOR UCITS ETF	0	50.642	50.642
**D	JPMORGAN ETFES (IRELAND) ICAV-GLOBAL RESEARCH ENH. IN EQ ACTIVE UCITS ETF	0	374.575	374.575
**D	FINEBRIDGE DYNAMIC ASSET ALLOCATION FUND	0	2.925	2.925
**D	CUSTODY BANK OF JAPAN, LTD. RE: SMTB DAIWA GQG GLOBAL EQUITY (FOFS ONLY) (ONL ONTA)	0	467.729	467.729
**D	CUSTODY BANK OF JAPAN, LTD. RE: STB FOREIGN STOCK INDEX MOTHER FUND	0	112.900	112.900
**D	CUSTODY BANK OF JAPAN, LTD. RE: STB EUROPE EQUITY MOTHER FUND II	0	74.881	74.881



Azionisti in delega: 4.448

**LISTA ESITO DELLA VOTAZIONE**

**Oggetto: 1. Bilancio di esercizio al 31 dicembre 2025. Relazioni del Consiglio di Amministrazione, del Collegio Sindacale e della Società di revisione. Deliberazioni relative. Presentazione del bilancio consolidato al 31 dicembre 2025 comprensivo della Rendicontazione consolidata di sostenibilità relativa all'esercizio 2025.**

**FAVOREVOLI**

Badge	Ragione Sociale	Proprio	Delega	Totale
**D	THE MASTER TRUST BANK OF JAPAN, LTD. RE: MUTB400021536	0	1	1
**D	THE MASTER TRUST BANK OF JAPAN LTD. RE: MANULIFE INTERNATIONAL EQUITY INDEX MOTHER FUND	0	9.244	9.244
**D	PIMCO BERMUDA TRUST II: PIMCO BERMUDA DYNAMIC MULTI-ASST STRATEGY FUND	0	13.063	13.063
**D	THE MASTER TRUST BANK OF JAPAN LTD. RE: AXA ROSENBERG EUROPEAN EQUITY MOTHER FUND	0	31.336	31.336
**D	THE EUROPEAN EQUITY FUND, INC	0	995.232	995.232
**D	THE MASTER TRUST BANK OF JAPAN, LTD. RE: NZAM EURO STOXX (JPY HEDGED) (PRIVATELY PLACED INVESTMENT TRUST)	0	148.428	148.428
**D	THE MASTER TRUST BANK OF JAPAN, LTD. RE: TMAM GLOBAL RENEWABLE ENERGY INCOME EQUITY MF	0	635.129	635.129
**D	FIDELITY UCITS II ICAV/FIDELITY MSCI EUROPE INDEX FUND	0	39.415	39.415
**D	GOG PARTNERS INTERNATIONAL QUALITY VALUE FUND	0	143.876	143.876
**D	GENERALI VIE	0	1.646.628	1.646.628
**D	CUSTODY BANK OF JAPAN, LTD. RE: STB BNP PARIBAS EUROPE EQUITY INCOME AND GROWTH MOTHER FUND	0	248.362	248.362
**D	MONDRIAN INTERNATIONAL VALUE EQUITY FUND	0	12.705	12.705
**D	THE MASTER TRUST BANK OF JAPAN, LTD. RE: TMA GLOBAL EQUITY INDEX MOTHER FUND	0	2.161.087	2.161.087
**D	CATHOLIC RESPONSIBLE INVESTMENTS INTERNATIONAL EQUITY FUND	0	292.335	292.335
**D	CUSTODY BANK OF JAPAN, LTD. RE: STB DALWA OUSHU KOU-HAITOU KABU MOTHER FUND	0	518.969	518.969
**D	CUSTODY BANK OF JAPAN, LTD. RE: STB DALWA GAIKOKU HARMONY STOCK MOTHER FUND	0	49.171	49.171
**D	MASTER TRUST BANK OF JAPAN LTD. RE: JPM KOKUSAI REI MOTHER FUND (LDN)	0	5.200	5.200
**D	THE STEAMSHIP MUT. UNDERWRITING ASSOC TTEES (BM) LTD AS TTEES OF THE ST MT TR	0	13.099	13.099
**D	MONDRIAN GLOBAL LISTED INFRASTRUCTURE FUND	0	12.217	12.217
**D	THE MASTER TRUST BANK OF JAPAN, LTD. RE: MSCI-KOKUSAI INDEX MOTHER FUND	0	7.719	7.719
**D	JPMORGAN ETFs (IRELAND) ICAV - EUROPE RESEARCH ENH. IN EQ ACTIVE UCITS ETF	0	6.296	6.296
**D	ING DIRECT SICAV	0	760.869	760.869
**D	GOG PARTNERS GLOBAL QUALITY VALUE FUND	0	354.186	354.186
**D	THE MASTER TRUST BANK OF JAPAN, LTD. RE: MTRBJ400025521	0	823.851	823.851
**D	LACM ACWI EX US EQUITY FUND L.P.	0	1	1
**D	GOLDMAN SACHS FUNDS V	0	144.248	144.248
**D	LOS ANGELES CAPITAL GLOBAL FUNDS PLC - LACM GLOBAL SUSTAINABLE EQUITY FUND	0	440.556	440.556
**D	CUSTODY BANK OF JAPAN, LTD. RE: SMTB CANDRIAM DECARBONIZATION TECHNOLOGY MOTHER FUND	0	211.232	211.232
**D	FIDELITY UCITS II ICAV/FIDELITY MSCI WORLD INDEX FUND	0	247.600	247.600
**D	GOG PARTNERS GLOBAL QUALITY EQUITY FUND	0	292.238	292.238
**D	JPMORGAN ETFs (IRELAND) ICAV - EUROZONE RESEARCH ENHAN INDEX EQ ACTIVE UCITS ETF	0	7.030.339	7.030.339
**D	THE MASTER TRUST BANK OF JAPAN, LTD. RE: NZAM EURO STOXX 50 EX BANKS (JPY HEDGED) (PRIVATELY PLACED INVESTMENT TRUST)	0	698.743	698.743
**D	61.019	0	61.019	61.019
**D	BNP PARIBAS MULTISTRATEGIES PROTECTION 80	0	335.294	335.294
**D	RBC QUBE MARKET NEUTRAL WORLD EQUITY	0	1.018.383	1.018.383
**D	DYNAMIC REAL ESTATE AND INFRASTRUCTURE INCOME FUND	0	143.700	143.700
**D	DYNAMIC REAL ESTATE & INFRASTRUCTURE INCOME II FUND	0	916.240	916.240
**D	CUSTODY BANK OF JAPAN, LTD. RE: MATB NEW RESOURCES MOTHER FUND	0	180.422	180.422
**D	FCP LAPLACE	0	73.449	73.449
**D	CUSTODY BANK OF JAPAN, LTD. RE: MATB NEW RESOURCE TECHNOLOGY MOTHER FUND	0	35.797	35.797
**D	ANIMA BILANCIATO MEGATREND	0	395.114	395.114
**D	ANIMA COMUNITAM AZIONARIO INTERNAZIONALE	0	24.980	24.980
**D	FEDERIS ISR EURO	0	32.808	32.808
**D	ANIMA EVOLUZIONE BILANCIATO MEGATREND PEOPLE 2027	0	2.740	2.740
**D	ANIMA MEGATREND	0	399.145	399.145
**D	ANIMA SVILUPPO ITALIA 2030	0	123.500	123.500
**D	ANIMA PICPAC BILANCIATO MEGATREND 2026	0	8.945	8.945

ENEL S.p.A.

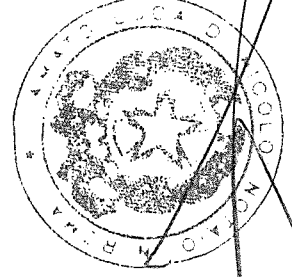
12 maggio 2026

Assemblea Ordinaria del 12 maggio 2026

## LISTA ESITO DELLA VOTAZIONE

**Oggetto: 1. Bilancio di esercizio al 31 dicembre 2025. Relazioni del Consiglio di Amministrazione, del Collegio Sindacale e della Società di revisione. Deliberazioni relative. Presentazione del bilancio consolidato al 31 dicembre 2025 comprensivo della Rendicontazione consolidata di sostenibilità relativa all'esercizio 2025. FAVOREVOLI**

Badge	Ragione Sociale	Proprio	Delega	Totale
**D	ANIMA PICPAC ESALOGO AZIONARIO 2028	0	6.924	6.924
**D	ANIMA AZIONARIO INTERNAZIONALE	0	100.000	100.000
**D	ANIMA CRESCITA ITALIA	0	752.000	752.000
**D	ANIMA COMUNITAM BILANCIATO PRUDENTE	0	28.800	28.800
**D	ANIMA VISCONTEO PLUS	0	133.138	133.138
**D	ANIMA SVILUPPO ITALIA 2031	0	69.500	69.500
**D	ANIMA OBIETTIVO ESALOGO 2028	0	15.570	15.570
**D	ANIMA OBIETTIVO VALORE GLOBALE BILANCIATO 2028	0	8.787	8.787
**D	ANIMA EUROPA	0	216.165	216.165
**D	ANIMA ESAGONO AZIONARIO GLOBALE	0	229.706	229.706
**D	ANIMA SFORZESCO PLUS	0	24.360	24.360
**D	ANIMA SELEZIONE EUROPA	0	1.164.022	1.164.022
**D	ANIMA SELEZIONE GLOBALE	0	114.215	114.215
**D	FONDOPOSTE	0	373.512	373.512
**D	GESTIELLE PRO ITALIA	0	68.500	68.500
**D	ANIMA PICPAC VALORE GLOBALE 2027	0	21.316	21.316
**D	ANIMA ITALIA	0	5.535.623	5.535.623
**D	ANIMA PICPAC ESALOGO BILANCIATO 2026	0	1.982	1.982
**D	PREVIDENZA COOPERATIVA	0	2.922	2.922
**D	EPENS OFFENSIF ISR	0	204.498	204.498
**D	ANIMA PICPAC MEGATREND PEOPLE 2029	0	108.824	108.824
**D	ANIMA AZIONARIO EUROPA LTE	0	91.864	91.864
**D	FCP ERASMUS CAPITAL PLUS OLD	0	10.766	10.766
**D	ECHIQUIER ARTY	0	576.804	576.804
**D	DZ RENTIA VARIABLE GLOBAL FONDO DE PENSIONES	0	53.417	53.417
**D	FINANCIERE DE L'ECHIQUIER	0	1.659.291	1.659.291
**D	ECHIQUIER AGRESSOR	0	910.655	910.655
**D	ANIMA AZIONARIO PAESI SVILUPPATI LTE	0	60.809	60.809
**D	ANIMA OBIETTIVO ESALOGO 2028 III	0	5.719	5.719
**D	ANIMA CRESCITA ITALIA NEW	0	173.600	173.600
**D	ANIMA OBIETTIVO MEGATREND 2030	0	10.935	10.935
**D	ANIMA INIZIATIVA ITALIA	0	2.616.422	2.616.422
**D	ARTI & MESTIERI - FONDO PENSIONE APERTO	0	19.493	19.493
**D	ANIMA PICPAC MEGATREND PEOPLE 2028 II	0	13.330	13.330
**D	ANIMA PICPAC VALORE GLOBALE 2030	0	80.804	80.804
**D	ANIMA PICPAC VALORE GLOBALE 2028	0	18.577	18.577
**D	ANIMA OBIETTIVO MEGATREND 2030 II	0	4.576	4.576
**D	ANIMA ATENA	0	12.000	12.000
**D	ANIMA PICPAC BILANCIATO MEGATREND PEOPLE 2026 II	0	1.138	1.138
**D	DZ MODERATO FONDO DE PENSIONES	0	14.241	14.241
**D	ANIMA OBIETTIVO ESALOGO 2028 II	0	4.570	4.570
**D	ANIMA PICPAC MEGATREND PEOPLE 2028	0	11.766	11.766
**D	ANIMA VALORE GLOBALE	0	1.113.485	1.113.485
**D	ANIMA OBIETTIVO VALORE GLOBALE BILANCIATO 2029	0	7.041	7.041
**D	DB PREVISION 3 FONDO DE PENSIONES	0	125.605	125.605
**D	ANIMA PICPAC ESALOGO AZIONARIO GLOBALE 2030	0	69.563	69.563
**D	ANIMA VISCONTEO	0	690.867	690.867
**D	DB PREVISION 15, FONDO DE PENSIONES	0	2.380	2.380



Pagina 29

Azionisti in delega: 4.448

ENEL S.p.A.

Assemblea Ordinaria del 12 maggio 2026

12 maggio 2026

## LISTA ESITO DELLA VOTAZIONE

Oggetto: 1. Bilancio di esercizio al 31 dicembre 2025. Relazioni del Consiglio di Amministrazione, del Collegio Sindacale e della Società di revisione. Deliberazioni relative. Presentazione del bilancio consolidato al 31 dicembre 2025 comprensivo della Rendicontazione consolidata di sostenibilità relativa all'esercizio 2025. FAVOREVOLI

Badge	Ragione Sociale	Proprio	Delega	Totale
**D	DB PREVISION 18, FONDO DE PENSIONES	0	14.049	14.049
**D	VISTASHARES ELECTRIC SUPERCYCLE ETF	0	44.148	44.148
**D	APEX FUND SERVICES PIY LTD	0	64.217	64.217
**D	ANIMA SFORZESCO	0	199.701	199.701
**D	ANIMA ESALOGO PRUDENTE	0	36.589	36.589
**D	ANIMA PICPAC BILANCIATO MEGATREND PEOPLE 2026	0	2.449	2.449
**D	ANIMA EVOLUZIONE BILANCIATO MEGATREND PEOPLE 2026	0	4.044	4.044
**D	ANIMA PICPAC MEGATREND PEOPLE 2031	0	56.555	56.555
**D	ANIMA ESAGONO BILANCIATO	0	234.998	234.998
**D	ANIMA OBIETTIVO MEGATREND 2030 III	0	4.528	4.528
**D	DB PREVISION 17, FONDO DE PENSIONES	0	3.330	3.330
**D	AMUNDI HK - GREEN PLANET FUND	0	208.183	208.183
**D	ALLIANZ GLOBAL INVESTORS CHOICE FUND	0	305.790	305.790
**D	JPMORGAN MULTI BALANCED FUND	0	14.764	14.764
**D	JPM MULTI INCOME FUND	0	41.100	41.100
**D	HELSSANA ZUSATZVERSICHERUNGEN AG AKTIEN AUSLAND GEBUNDENES VERMOEGEN DUEBENDORF	0	25.100	25.100
**D	TMA UMBRELLA FD-TWA AGWI EX-JAPAN PORTF.	0	23.022	23.022
**D	SCHRODER INSTITUTIONAL POOLED FUNDS	0	16.300	16.300
**D	TMA UMBRELLA FUND - GLOBAL EQUITY PORTFOLIO	0	75.144	75.144
**D	HANWHA KBIZ MULTI ASSET 2	0	223.140	223.140
**D	PERTUBAHAN KESELAMATAN SOSIAL	0	17.720	17.720
**D	ALLIANZ SELECTION EUROPEAN EQUITY DIVIDEND	0	565.075	565.075
**D	MUANG THAI LIFE ASSURANCE PUBLIC COMPANY LIMITED	0	18.600	18.600
**D	TAIPEI FUBON COMMERCIAL BANK LTD	0	36.477	36.477
**D	HELSSANA AG AKTIEN AUSLAND DUEBENDORF	0	497.880	497.880
**D	TRUST AND CUSTODY SERVICES BANK LTD AS TRUSTEE FOR PENSION INVESTMENT FUND TRUST NUMBER 3	0	11.159	11.159
**D	HELSSANA UNFALL AG AKTIEN AUSLAND GEBUNDENES VERMOEGEN DUEBENDORF	0	495.676	495.676
**D	GLOBAL X MANAGEMENT (AUS) LIMITED	0	435.350	435.350
**D	GAM INVESTMENT MANAGEMENT (SWITZERLAND) AG ON BEHALF OF INST BVG/LPP FLEXIBLE FUND	0	274.242	274.242
**D	HSBC POOLED INVESTMENT FUND - HSBC POOLED EUROPE EQUITY INDEX TRACKING FUND	0	42.567	42.567
**D	TRUST & CUSTODY SERVICES BANK LTD AS TRUSTEE FOR PENSION INVESTMENT FUND TRUST NUMBER 4	0	22.097	22.097
**D	TRUST AND CUSTODY SERVICES BANK LTD AS TRUSTEE FOR PENSION INVESTMENT FUND TRUST NUMBER 8	0	227.246	227.246
**D	PICET ASSET MANAGEMENT (HONG KONG) LIMITED	0	93.214	93.214
**D	GAM INVESTMENT MANAGEMENT (HONG KONG) LIMITED	0	40.644	40.644
**D	GAM INVESTMENT MANAGEMENT (SWITZERLAND) AG ON BEHALF OF INSTITUTIONAL BVG LPP 60 PLUS	0	843	843
**D	SCHRODER IPF ADVANCED GLOBAL EQUITY FUND - HKD HEDGED	0	2.900	2.900
**D	HSBC POOLED EUROPEAN EQUITY FUND (UNHEDGED)	0	5.999	5.999
**D	HSBC MPF FUND SERIES A-HSBC MPF A-MIXED ASSET FUND	0	225.079	225.079
**D	HSBC POOLED INVESTMENT FUND	0	357.149	357.149
**D	FIDELITY GLOBAL INVESTMENT FUND - EUROPEAN EQUITY FUND	0	35.705	35.705
**D	TRUST AND CUSTODY SERVICES BANK LTD AS TRUSTEE FOR PENSION INVESTMENT FUND TRUST NUMBER 21	0	5.561	5.561
**D	GAM INVESTMENT MANAGEMENT (SWITZERLAND) AG ON BEHALF OF INSTITUTIONAL BVG LPP 25 PLUS	0	53.846	53.846
**D	HBAP - PBHK	0	38.300	38.300
**D	HELSSANA VERSICHERUNGEN AG AKTIEN AUSLAND GEBUNDENES VERMOEGEN DUEBENDORF	0	34.206	34.206
**D	JPMORGAN EUROPE STRATEGIC DIVIDEND FUND	0	721.424	721.424
**D	HSBC INDEX TRACKER INVESTMENT FUNDS - FTSE ALL-WORLD INDEX FUND	0	61.334	61.334
**D	AVIVA LIFE AND PENSIONS UK LIMITED	0	396.657	396.657
**D	AVIVA INVESTORS FUNDS ACS - AI STRATEGIC GLOBAL EQUITY FUND	0		

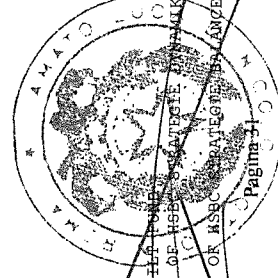
Azionisti in delega: 4.448

Pagina 30

## LISTA ESITO DELLA VOTAZIONE

Oggetto: **1. Bilancio di esercizio al 31 dicembre 2025. Relazioni del Consiglio di Amministrazione, del Collegio Sindacale e della Società di revisione. Deliberazioni relative. Presentazione del bilancio consolidato al 31 dicembre 2025 comprensivo della Rendicontazione consolidata di sostenibilità relativa all'esercizio 2025.**  
**FAVOREVOLI**

Badge	Ragione Sociale	Proprio	Delega	Totale
**D	FLOURISH INVESTMENT CORPORATION	0	2.050.402	2.050.402
**D	REASSURE LIMITED	0	1.972.473	1.972.473
**D	PUM AUTHORIZED CONTRACTUAL SCHEME - PUTM ACS EUROPEAN EX UK FUND	0	8.062.616	8.062.616
**D	AVIVA INVESTORS FUNDS ACS - AI DISTRIBUTION LIFE FUND	0	24.524	24.524
**D	AVIVA INVESTORS FUNDS ACS - AI BALANCED LIFE FUND	0	27.246	27.246
**D	AVIVA INVESTORS FUNDS ACS - AI CAUTIOUS PENSION FUND	0	10.364	10.364
**D	HSEC GLOBAL FUNDS ICAV	0	8.502	8.502
**D	AVIVA INVESTORS PASSIVE FUNDS ACS - AI DEVELOPED EUROPEAN EX UK EQUITY INDEX FUND	0	535.606	535.606
**D	AVIVA INVESTORS PASSIVE FUNDS ACS - AI CONTINENTAL EUROPEAN EQUITY INDEX FUND	0	997.072	997.072
**D	HSBC ETFs PUBLIC LIMITED COMPANY - HSBC EUROPE EX UK SUSTAINABLE EQUITY UCITS ETF	0	149.109	149.109
**D	HSBC ETFs PLC - HSBC EUROPE SUSTAINABLE EQUITY UCITS ETF	0	62.536	62.536
**D	HSBC ETFs PUBLIC LIMITED COMPANY - HSBC DEVELOPED WORLD SUSTAINABLE EQUITY UCITS ETF	0	197.589	197.589
**D	AVIVA INVESTORS FUNDS ACS - AI BALANCED PENSION FUND	0	514.201	514.201
**D	HSBC GLOBAL FUNDS ICAV - MULTI-FACTOR EMU EQUITY FUND	0	283.930	283.930
**D	HSBC INDEX TRACKER INVESTMENT FUNDS - DEVELOPED WORLD SUSTAINABLE EQUITY INDEX FUND	0	4.253.413	4.253.413
**D	AMUNDI ETF ICAV	0	1.739.451	1.739.451
**D	PUM AUTHORIZED CONTRACTUAL SCHEME - PUTM ACS SUSTAINABLE INDEX EUROPEAN EQUITY FUND	0	12.119.019	12.119.019
**D	M&G (LUX) BLACKROCK EUROPE EX UK EQUITY FUND	0	857.697	857.697
**D	PHOENIX UNIT TRUST MANAGERS LIMITED	0	171.735	171.735
**D	AVIVA INVESTORS PASSIVE FUNDS ACS - AI 30:70 GLOBAL EQUITY (CURRENCY HEDGED) INDEX FUND	0	6.102.869	6.102.869
**D	AVIVA INVESTORS PASSIVE FUNDS ACS - AI DEVELOPED WORLD EX UK EQUITY INDEX FUND	0	38.401	38.401
**D	INVESTMENT FUND SERVICES LIMITED	0	360.990	360.990
**D	AVIVA INVESTORS PASSIVE FUNDS ACS - AI 60:40 GLOBAL EQUITY INDEX FUND	0	605.185	605.185
**D	AMUNDI ETF ICAV - AMUNDI PRIME ALL COUNTRY WORLD UCITS ETF	0	218.879	218.879
**D	AVIVA INVESTORS UK FUND SERVICES LIMITED	0	492.187	492.187
**D	AMUNDI ETF ICAV - AMUNDI SANDP 500 EQUAL WEIGHT ESG LEADERS UCITS ETF	0	772.096	772.096
**D	AMUNDI ETF ICAV - AMUNDI S&P 500 EQUAL WEIGHT ESG LEADERS UCITS ETF	0	47.342	47.342
**D	AMUNDI ETF ICAV - AMUNDI S&P GLOBAL UTILITIES ESG UCITS ETF	0	330.033	330.033
**D	AMUNDI ETF ICAV-AMUNDI PRIME GLOBAL UCITS ETF	0	856.303	856.303
**D	HSBC ETFs PUBLIC LIMITED COMPANY	0	288.471	288.471
**D	HSBC INDEX TRACKER INVESTMENT FUNDS - EUROPEAN INDEX FUND	0	32.567	32.567
**D	CONNOR, CLARK & LUNN UCITS ICAV - CCLQ EMERGING MARKETS EQUITY UCITS FUND	0	6.740.147	6.740.147
**D	HSBC INSTITUTIONAL TRUST SERVICES IRELAND LIMITED RE	0	35.686	35.686
**D	PUM AUTHORIZED CONTRACTUAL SCHEME - PUTM ACS EUROPEAN EX UK FUND 2	0	4.225.448	4.225.448
**D	AXA INVESTMENT MANAGERS UK LIMITED	0	1.054.422	1.054.422
**D	UBS (LUX) GLOBAL QUALITY DIVIDEND	0	435.110	435.110
**D	GREEN ASH SICAV - CENTRE GLOBAL	0	799.438	799.438
**D	HSBC ETFs PUBLIC LIMITED COMPANY - HSBC MSCI EUROPE UCITS ETF	0	5.848	5.848
**D	HSBC ETFs PUBLIC LIMITED COMPANY - HSBC MSCI WORLD UCITS ETF	0	285.449	285.449
**D	DBW-WIN FUND EURO STOXX 50	0	1.773.308	1.773.308
**D	SAUDI CENTRAL BANK	0	191.855	191.855
**D	HSBC GLOBAL INVESTMENT FUNDS	0	1	1
**D	SOCIETY OF JESUS TRUST OF 1929 FOR ROMAN CATHOLIC PURPOSES	0	118.848	118.848
**D	ROYAL LONDON EQUITY FUNDS ICVC - ROYAL LONDON EUROPE EX UK EQUITY UCITS FUND	0	84.404	84.404
**D	INTERNATIONALE KAPITALANLAGEGESELLSCHAFT MBH ACTING FOR THE ACCOUNT OF HSBC	0	1.265.957	1.265.957
**D	UNIVERSAL-INVESTMENT-GESELLSCHAFT MBH	0	20.029	20.029
**D	INTERNATIONALE KAPITALANLAGEGESELLSCHAFT MBH ACTING FOR THE ACCOUNT OF HSBC	0	3.133.574	3.133.574
**D		0	5.104	5.104



LISTA ESITO DELLA VOTAZIONE

Oggetto: 1. Bilancio di esercizio al 31 dicembre 2025. Relazioni del Consiglio di Amministrazione, del Collegio Sindacale e della Società di revisione. Deliberazioni relative. Presentazione del bilancio consolidato al 31 dicembre 2025 comprensivo della Rendicontazione consolidata di sostenibilità relativa all'esercizio 2025.

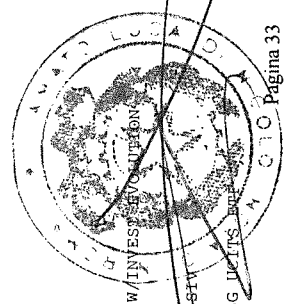
FAVOREVOLI

Badge	Ragione Sociale	Proprio	Delega	Totale
**D	INTERNATIONALE KAPITALANLAGEGESELLSCHAFT MBH ACTING FOR THE ACCOUNT OF AKTIEN EUR	0	315.943	315.943
**D	INTERNATIONALE KAPITALANLAGEGESELLSCHAFT MBH ACTING FOR THE ACCOUNT OF BG AKTIEN SFONDS B	0	217.550	217.550
**D	MEAG MUNICH ERGO KAPITALANLAGEGESELLSCHAFT MBH	0	1.499.821	1.499.821
**D	INTERNATIONALE KAPITALANLAGEGESELLSCHAFT MBH ACTING FOR THE ACCOUNT OF BG AKTIEN SFONDS L	0	264.168	264.168
**D	LBW ASSET MANAGEMENT INVESTMENTGESELLSCHAFT MBH	0	1.935.612	1.935.612
**D	INTERNATIONALE KAPITALANLAGEGESELLSCHAFT MBH ACTING FOR THE ACCOUNT OF LKH MASTERFUND	0	351.561	351.561
**D	INTERNATIONALE KAPITALANLAGEGESELLSCHAFT MBH ACTING FOR THE ACCOUNT OF LHTB INKA	0	15.071	15.071
**D	INTERNATIONALE KAPITALANLAGEGESELLSCHAFT MBH ACTING FOR THE ACCOUNT OF A-EUROPA-LA-PASSIV	0	94.950	94.950
**D	INTERNATIONALE KAPITALANLAGEGESELLSCHAFT MBH ACTING FOR THE ACCOUNT OF DEVELOPED MARKETS EQUITY EA	0	65.327	65.327
**D	1733 - ALLIANZGI-FONDS DEW-CO	0	92.181	92.181
**D	1789 - ALLIANZGI-FONDS DHCO	0	45.177	45.177
**D	1765 - ALLIANZGI-FONDS DSW-CO	0	97.120	97.120
**D	INTERNATIONALE KAPITALANLAGEGESELLSCHAFT MBH ACTING FOR THE ACCOUNT OF RABW INTERNATIONAL SEGMENT 13	0	696.724	696.724
**D	ALLIANZ CGI SUBFONDS EQUITIES	0	333.610	333.610
**D	INTERNATIONALE KAPITALANLAGEGESELLSCHAFT MBH ACTING FOR THE ACCOUNT OF HP EQUITY	0	962.483	962.483
**D	INTERNATIONALE KAPITALANLAGEGESELLSCHAFT MBH ACTING FOR THE ACCOUNT OF INKA LUCK FONDS UBS	0	234.251	234.251
**D	INTERNATIONALE KAPITALANLAGEGESELLSCHAFT MBH ACTING FOR THE ACCOUNT OF INKA LUCK FONDS DWS AKTIEN F	0	170.000	170.000
**D	INTERNATIONALE KAPITALANLAGEGESELLSCHAFT MBH ACTING FOR THE ACCOUNT OF ZA	0	69.225	69.225
**D	INTERNATIONALE KAPITALANLAGEGESELLSCHAFT MBH ACTING FOR THE ACCOUNT OF INKA LUCK FONDS DWS AKTIEN Q	0	156.360	156.360
**D	INTERNATIONALE KAPITALANLAGEGESELLSCHAFT MBH ACTING FOR THE ACCOUNT OF DIM-MAGDEBURG-FONDS	0	224.977	224.977
**D	INTERNATIONALE KAPITALANLAGEGESELLSCHAFT MBH ACTING FOR THE ACCOUNT OF AVAW	0	478.451	478.451
**D	ALLIANZ PV-WS RCM SYSPRO VALUE EUROPE	0	307.940	307.940
**D	ALLIANZ VGL AGI QUANTAMENTAL CONVICTON ENHANCED EUROPE	0	88.523	88.523
**D	INTERNATIONALE KAPITALANLAGEGESELLSCHAFT MBH ACTING FOR THE ACCOUNT OF BG	0	166.200	166.200
**D	INTERNATIONALE KAPITALANLAGEGESELLSCHAFT MBH ACTING FOR THE ACCOUNT OF ARZTRENTE 2	0	544.144	544.144
**D	LAZARD DIVIDEND	0	466.910	466.910
**D	LAZARD ALPHA EURO	0	719.760	719.760
**D	BLUEHARBOUR MAP I LP-INTL TRADING ACCOUNT	0	124.877	124.877
**D	CALVERT INTERNATIONAL RESPONSIBLE INDEX ETF	0	121.336	121.336
**D	BRIDGEWATER PURE ALPHA TRADING CO (GCM )	0	11.849	11.849
**D	JANUS HENDERSON	0	11.849	11.849
**D	AQR LUX FDS AQR DIVERSIFIED RIS (LUX )	0	3.476	3.476
**D	BRIDGEWATER PURE ALPHA TRADING CO (RTV )	0	451.863	451.863
**D	ING PRIVATE BK OP SEL PURE EQUITY	0	844.666	844.666
**D	INSTITUTIONAL BVG/LPP - INSTITUTIONAL BVG/LPP - BVG/LPP 40 PLUS	0	3.959.872	3.959.872
**D	AG INSURANCE	0	24.132	24.132
**D	KAIROS INTERNATIONAL SICAV-KEY	0	4.528.583	4.528.583
**D	KAIROS INTERNATIONAL SICAV-ITALIA	0	836.045	836.045
**D	FRANKLIN TEMPLETON VARIABLE INSURANCE PRODUCTS TRUST - FRANKLIN ALLOCATION VIP FUND	0	861.318	861.318
**D	JANUS HENDERSON DIVIDEND INCOME BUILDER FUND	0	9.735	9.735
**D	PENSIONSKASSE SRG SSR PICTET AKTIEN AUSLAND ESG LEADERS	0	499.308	499.308
**D	CM-AM ALIZES DYNAMIQUE	0	99.973	99.973
**D	MASTERFONDS BANTHUS	0	202.134	202.134
**D	KAIROS INTERNATIONAL SICAV - OPPORTUNITIES LONG/SHORT	0	168.743	168.743
**D	CM-AM ALIZES EQUILIBRE	0	6.181	6.181
**D	C ET A	0	255.991	255.991
**D	RAGS-FUNDMASTER	0	2.951	2.951
**D	BRED BANQUE POPULAIRE	0	137.744	137.744
**D		0	13.972.750	13.972.750

**LISTA ESITO DELLA VOTAZIONE**

**Oggetto: 1. Bilancio di esercizio al 31 dicembre 2025. Relazioni del Consiglio di Amministrazione, del Collegio Sindacale e della Società di revisione. Deliberazioni relative. Presentazione del bilancio consolidato al 31 dicembre 2025 comprensivo della Rendicontazione consolidata di sostenibilità relativa all'esercizio 2025. FAVOREVOLI**

Badge	Ragione Sociale	Proprio	Delega	Totale
**D	DEKA INVESTMENT GMBH W/DEKA-DIVIDENDENSTRATEGIE	0	7.000.000	7.000.000
**D	DEKA INVESTMENT GMBH W/SE-RENDITE SEGMENT 3	0	99.160	99.160
**D	DEKA INVESTMENT GMBH W/NEBUS-MASTERFONDS W/AKTIEU - U02	0	33.896	33.896
**D	DEKA INVESTMENT GMBH W/DEKA-BAV-FONDS	0	212.140	212.140
**D	DEKA INTERNATIONAL S.A. W/DEKA-EUROFAGARANT	0	3.100.545	3.100.545
**D	DEKA VERMOEGENSMANAGEMENT GMBH W/SPK PFORZHEIM CALW AKTIEN GLOBAL	0	110.987	110.987
**D	DEKA INVESTMENT GMBH W/AUEW-FONDS W/1-FONDS	0	8.000	8.000
**D	DEKA INVESTMENT GMBH W/DOHAMUN-FONDS	0	10.540	10.540
**D	DEKA INVESTMENT GMBH W/APOFONDS-KIEL AKTIEN	0	96.745	96.745
**D	DEKA INVESTMENT GMBH W/DEKA-UNWELTINVEST	0	6.000.000	6.000.000
**D	DEKA INVESTMENT GMBH W/DEKA TRUST BALANCED-FONDS	0	54.368	54.368
**D	DEKA INVESTMENT GMBH W/DEKA BIV-B	0	15.556	15.556
**D	DEKA VERMOEGENSMANAGEMENT GMBH, NIEDERLASSUNG LUXEMBURG W/INDIVIDUALINVEST SUBSTANZ	0	69.263	69.263
**D	DEKA INVESTMENT GMBH W/DEKA STARKENBURG U04 AKTIEN BANTLEON	0	69.015	69.015
**D	DEKA VERMOEGENSMANAGEMENT GMBH, NIEDERLASSUNG LUXEMBURG W/HASPA PB STRATEGIE CHANGE	0	160.000	160.000
**D	DEKA INTERNATIONAL S.A. W/DEKA-INFRASTRUKTUR AKTIEN	0	82.794	82.794
**D	DEKA INVESTMENT GMBH W/FULDA-FONDS	0	5.600	5.600
**D	DEKA VERMOEGENSMANAGEMENT GMBH, NIEDERLASSUNG LUXEMBURG W/HASPA PB STRATEGIE RENDITE	0	27.000	27.000
**D	DEKA INTERNATIONAL S.A. W/DEKA-EUROLAND AKT.LOWRISK	0	1.073.174	1.073.174
**D	DEKA INVESTMENT GMBH W/INTER-ESSEN-FONDS W/SEGMENT 2	0	37.867	37.867
**D	DEKA INTERNATIONAL S.A. W/DEKA-ESG SIGMA PLUS DYNAMISCH	0	15.239	15.239
**D	DEKA VERMOEGENSMANAGEMENT GMBH, NIEDERLASSUNG LUXEMBURG W/HASPA PB STRATEGIE WACHSTUM	0	290.000	290.000
**D	DEKA INVESTMENT GMBH W/CUYO COBA	0	20.000	20.000
**D	DEKA INVESTMENT GMBH W/DEKA-BR 85	0	326.785	326.785
**D	DEKA INVESTMENT GMBH W/ A-MARS II-FONDS AKTIEN	0	3.193	3.193
**D	DEKA INVESTMENT GMBH W/A-REVI 3	0	21.000	21.000
**D	DEKA VERMOEGENSMANAGEMENT GMBH W/PREMIUM: STIFTUNGEN	0	40.500	40.500
**D	DEKA INVESTMENT GMBH W/SPK-GOLDMUEENZE-SARASIN	0	27.190	27.190
**D	DEKA INVESTMENT GMBH W/DEKA MSCI EUROPE UCITS ETF	0	929.900	929.900
**D	DEKA INVESTMENT GMBH W/TREVALIS U02	0	7.822	7.822
**D	DEKA INVESTMENT GMBH W/ARGO NAVIS U2	0	7.000	7.000
**D	DEKA INVESTMENT GMBH W/DONAU-MULTI-ASSET-FUNDMASTER U01 AKTIEN	0	211.211	211.211
**D	DEKA INVESTMENT GMBH W/VITUS FIRST VALUE FONDS U2	0	600.000	600.000
**D	DEKA INVESTMENT GMBH W/VITUS FIRST VALUE FONDS U1	0	65.000	65.000
**D	DEKA INVESTMENT GMBH W/A-VSA-FONDS W/SONSTIGES	0	41.691	41.691
**D	DEKA INVESTMENT GMBH W/DEKA STARKENBURG U03 AKTIEN LOWRISK	0	112.483	112.483
**D	DEKA INVESTMENT GMBH W/A-VSA-FONDS W/BALANCE	0	45.000	45.000
**D	DEKA INVESTMENT GMBH W/A-VSA-FONDS W/AKTIEU	0	24.279	24.279
**D	DEKA INVESTMENT GMBH W/DEKA STOXX EUROPE 50 UCITS ETF	0	214.556	214.556
**D	DEKA INVESTMENT GMBH W/A-HED-FONDS W/S2 AKTIEN	0	62.000	62.000
**D	DEKA INVESTMENT GMBH W/AUEW-FONDS W/2-FONDS	0	10.000	10.000
**D	DEKA INVESTMENT GMBH W/A-HAM-FONDS W/U02	0	50.313	50.313
**D	DEKA VERMOEGENSMANAGEMENT GMBH, NIEDERLASSUNG LUXEMBURG W/INVESTITION	0	43.000	43.000
**D	DEKA INVESTMENT GMBH W/DEKA-ABSOLUTE RETURN DEFENSIV	0	6.667	6.667
**D	DEKA INVESTMENT GMBH W/SSKM ESG INVEST	0	62.588	62.588
**D	DEKA INVESTMENT GMBH W/ELB AKTIEN GLOBAL MULTIFACTOR ESG	0	36.307	36.307
**D	DEKA INVESTMENT GMBH W/VRS-FONDS I	0	14.000	14.000
**D	DEKA INVESTMENT GMBH W/DEKA MSCI WORLD CLIMATE CHANGE ESG UCITS	0	55.264	55.264



**LISTA ESITO DELLA VOTAZIONE**


**Oggetto: 1. Bilancio di esercizio al 31 dicembre 2025. Relazioni del Consiglio di Amministrazione, del Collegio Sindacale e della Società di revisione. Deliberazioni relative. Presentazione del bilancio consolidato al 31 dicembre 2025 comprensivo della Rendicontazione consolidata di sostenibilità relativa all'esercizio 2025. FAVOREVOLI**

Badge	Ragione Sociale	Proprio	Delega	Totale
**D	DEKA VERMOEGENSMANAGEMENT GMBH W/PRIVATE BANKING STRUKTUR	0	44.000	44.000
**D	DEKA INVESTMENT GMBH W/SVN II-FONDS	0	8.194	8.194
**D	DEKA VERMOEGENSMANAGEMENT GMBH W/LINGOHR-EUROPA-SYSTEM.-INVEST	0	72.759	72.759
**D	DEKA INVESTMENT GMBH W/AKTIIEN-INTER-ESSEN-FONDS W/AKTIIEN	0	33.229	33.229
**D	DEKA INVESTMENT GMBH W/NUILL-FONDS W/U01 AKTIEN	0	16.384	16.384
**D	DEKA INVESTMENT GMBH W/HOLLII7 W/SLSBI-BR	0	28.439	28.439
**D	DEKA INVESTMENT GMBH W/MASTER 172 W/AKTIIEN	0	263.000	263.000
**D	DEKA INVESTMENT GMBH W/MKG W/U1 MKG GLOBAL	0	4.983	4.983
**D	DEKA INVESTMENT GMBH W/HERZOGTUM LAUENBURG W/U2	0	148.122	148.122
**D	DEKA INVESTMENT GMBH W/A-HECKER-FONDS I	0	65.440	65.440
**D	DEKA INVESTMENT GMBH W/WI AKTIEN EUROPA VALUE	0	188.143	188.143
**D	DEKA INVESTMENT GMBH W/BRODO INVEST W/TRU01	0	20.381	20.381
**D	DEKA INVESTMENT GMBH W/GE - AKTIEN EUROLAND	0	70.140	70.140
**D	DEKA INVESTMENT GMBH W/DEKA - BREMEN I W/CAMPUS	0	56.824	56.824
**D	DEKA INVESTMENT GMBH W/NM1 - FONDS U01	0	6.350	6.350
**D	DEKA INVESTMENT GMBH W/A-AMISIA-FONDS	0	69.000	69.000
**D	DEKA INVESTMENT GMBH W/KREBSHILFE I-FONDS	0	21.558	21.558
**D	DEKA INVESTMENT GMBH W/MV-FONDS	0	104.000	104.000
**D	DEKA INTERNATIONAL S.A. W/HASPA MULTIIINVEST CHANCE +	0	35.218	35.218
**D	DEKA INVESTMENT GMBH W/DEKAFONDS-RA-HH W/DWS AKTIEN	0	96.093	96.093
**D	DEKA INTERNATIONAL S.A. W/WFL INVEST FCP-FIS	0	97.117	97.117
**D	DEKA INVESTMENT GMBH W/TUT-MASTERFONDS W/A-DAGOBERT U02	0	16.619	16.619
**D	DEKA VERMOEGENSMANAGEMENT GMBH W/ES-DIVIDENDENSTRATEGIE	0	197.130	197.130
**D	DEKA INVESTMENT GMBH W/DEKA MSCI WORLD UCITS ETF	0	526.147	526.147
**D	DEKA INVESTMENT GMBH W/DEKA-EURO-IST. EX FIN DI.+UC.ETF	0	830.490	830.490
**D	DEKA VERMOEGENSMANAGEMENT GMBH W/HAMBURGER STIFTUNGSFONDS	0	200.000	200.000
**D	DEKA INVESTMENT GMBH W/A-LANDGRAF PHILIPP FONDS W/U01 WERTPAPIERE	0	45.000	45.000
**D	DEKA INVESTMENT GMBH W/SSH-FONDS W/U05	0	115.644	115.644
**D	DEKA INTERNATIONAL S.A. W/DEKA-EUROPARANT 90	0	106.513	106.513
**D	DEKA INVESTMENT GMBH W/ROLAND-MASTERFONDS W/ROLAND U1	0	59.229	59.229
**D	DEKA INVESTMENT GMBH W/DEKA-ESG DIVIDENDENSTRATEGIE	0	400.000	400.000
**D	DEKA INVESTMENT GMBH W/A-WEBI-FONDS	0	21.018	21.018
**D	DEKA INVESTMENT GMBH W/A-ASD-FONDS	0	28.000	28.000
**D	DEKA INVESTMENT GMBH W/NASPA-AKTIIENFONDS GLOBAL NACHHALTIGKEIT	0	201.889	201.889
**D	DEKA INVESTMENT GMBH W/EKO-FONDS	0	15.000	15.000
**D	DEKA INVESTMENT GMBH W/PENSIONSFONDS MAIN21	0	46.502	46.502
**D	DEKA INVESTMENT GMBH W/HOLLII7 W/A-KSKSLS-FONDS	0	80.000	80.000
**D	DEKA INVESTMENT GMBH W/SH AKTIEN WELT PASSIV	0	25.767	25.767
**D	DEKA INVESTMENT GMBH W/BEVOS DEKA FONDS	0	30.000	30.000
**D	DEKA INVESTMENT GMBH W/DEKA-ESG STRATEGIEINVEST	0	546.502	546.502
**D	DEKA INVESTMENT GMBH W/A-BAD HERSFELD-FONDS W/U01	0	17.950	17.950
**D	DEKA INVESTMENT GMBH W/SPARKASSE-SHG-FONDS	0	50.000	50.000
**D	DEKA INVESTMENT GMBH W/DEKA MSCI EUROPE CLIMATE CHANGE ESG CTB UCITS ETF	0	446.413	446.413
**D	DEKA INVESTMENT GMBH W/BF MASTERFONDS 01	0	7.749	7.749
**D	DEKA INVESTMENT GMBH W/A-TURTLE-FONDS	0	14.000	14.000
**D	DEKA VERMOEGENSMANAGEMENT GMBH W/ROSENHEIM TOPSELECT	0	227.254	227.254
**D	DEKA INVESTMENT GMBH W/HESSISCHE KULTURSTIFTUNG-FONDS	0	18.000	18.000
**D	DEKA INVESTMENT GMBH W/DEKA MSCI EMU CLIMATE CHANGE ESG CTB UCITS ETF	0	367.402	367.402

LISTA ESITO DELLA VOTAZIONE

Oggetto: 1. Bilancio di esercizio al 31 dicembre 2025. Relazioni del Consiglio di Amministrazione, del Collegio Sindacale e della Società di revisione. Deliberazioni relative. Presentazione del bilancio consolidato al 31 dicembre 2025 comprensivo della Rendicontazione consolidata di sostenibilità relativa all'esercizio 2025. FAVOREVOLI

Badge	Ragione Sociale	Proprio	Delega	Totale
**D	DEKA INVESTMENT GMBH W/DEKA-SIGMA PLUS KONSERVATIV	0	9.764	9.764
**D	DEKA INVESTMENT GMBH W/MKG W/U3 MKG BERENBERG	0	12.000	12.000
**D	DEKA INVESTMENT GMBH W/DEKA-EUROPA AKTIEN STRATEGIE	0	58.400	58.400
**D	DEKA INVESTMENT GMBH W/SKYHOOK INVEST - DEKA	0	2.990	2.990
**D	DEKA INVESTMENT GMBH W/PALATIA FONDS W/U3 DEKA AKTIEN	0	136.188	136.188
**D	DEKA INVESTMENT GMBH W/DEKA-SIGMA PLUS AUSGEWOGEN	0	9.352	9.352
**D	DEKA INVESTMENT GMBH W/WERTPAPIERSTRATEGIEPORTFOLIO STIFTUNGEN W/U02	0	7.006	7.006
**D	DEKA INVESTMENT GMBH W/HEIDELBERG GLOBALE AKTIEN ESG	0	125.307	125.307
**D	DEKA INVESTMENT GMBH W/CHA-MASTERFONDS W/ERTRAGSEGMENT AKTIEN NACHHALTIG U03	0	19.000	19.000
**D	DEKA INVESTMENT GMBH W/ WIN - WELTINVEST AKTIEN ESG	0	292.888	292.888
**D	DEKA INVESTMENT GMBH W/ DEKA-LZO-2-FONDS	0	100.000	100.000
**D	DEKA INVESTMENT GMBH W/HD-PHILOSOPHENWEG	0	61.532	61.532
**D	DEKA INTERNATIONAL S.A. W/DEKA-GLOBALE AKTIEN VALUE	0	12.283	12.283
**D	DEKA INVESTMENT GMBH W/DEKA-ESG KOMMUNAL	0	319.121	319.121
**D	DEKA INVESTMENT GMBH W/A-FELD-AKTIEN-FONDS	0	24.750	24.750
**D	DEKA INVESTMENT GMBH W/DEKA-MULTI ASSET EUROPA FOKUS AS	0	212.100	212.100
**D	DEKA INVESTMENT GMBH W/CHRISTOPHORUS-FONDS	0	5.835	5.835
**D	DEKA INTERNATIONAL S.A. W/DEKA PORTFOLIO ESG GLOBALE AKTIEN	0	851.438	851.438
**D	DEKA INVESTMENT GMBH W/ERAG-FONDS U2	0	40.278	40.278
**D	DEKA INVESTMENT GMBH W/REGIONALE-WUPPERTAL-FONDS	0	12.750	12.750
**D	DEKA INVESTMENT GMBH W/DEKA-FONDS KLP 1	0	66.000	66.000
**D	DEKA INVESTMENT GMBH W/DEKA-BR 100	0	944.450	944.450
**D	DEKA INVESTMENT GMBH W/STADTBAHN-FONDS	0	6.102	6.102
**D	DEKA INVESTMENT GMBH W/KOMMUNAL-TUT-BALANCED-FONDS	0	4.320	4.320
**D	DEKA INVESTMENT GMBH W/KAISERSTUHL-FONDS	0	30.379	30.379
**D	DEKA INVESTMENT GMBH W/ ROMA A-ROSE	0	35.078	35.078
**D	DEKA INTERNATIONAL S.A. W/DEKA-ESG BALANCE	0	32.223	32.223
**D	DEKA INVESTMENT GMBH W/VER 03-FONDS W/U1	0	24.316	24.316
**D	DEKA VERMOEGENSMANAGEMENT GMBH, NIEDERLASSUNG LUXEMBURG W/HASPA AKTIEN AUSSCHUETTUNG	0	19.696	19.696
**D	DEKA INVESTMENT GMBH W/HEGAV-BODENSEE FM 1 W/U02	0	47.000	47.000
**D	DEKA VERMOEGENSMANAGEMENT GMBH W/VM BC AUSSCHUETTUNGSCONCEPT REGIONAL ESG	0	24.887	24.887
**D	DEKA INVESTMENT GMBH W/ARIDEKA	0	44.200	44.200
**D	DEKA INTERNATIONAL S.A. W/DEKA-EUROFAVALUE	0	6.250.000	6.250.000
**D	DEKA VERMOEGENSMANAGEMENT GMBH, NIEDERLASSUNG LUXEMBURG W/OSNABRUECK PORTF. STRATEGIE AKTIEN	0	102.772	102.772
**D	DEKA INVESTMENT GMBH W/MAULBRONN-STROMBERG-FONDS	0	76.300	76.300
**D	DEKA INVESTMENT GMBH W/DEKA-STIFTUNGEN BALANCE SUB 01	0	19.579	19.579
**D	DEKA INVESTMENT GMBH W/PRODOMO	0	99.515	99.515
**D	DEKA INVESTMENT GMBH W/A-ABAL 91-FONDS W/SEGMENT 1	0	14.500	14.500
**D	DEKA INVESTMENT GMBH W/A-ABAL 91-FONDS SEGMENT 7	0	28.365	28.365
**D	DEKA INVESTMENT GMBH W/DEKA-DIVIDENDENSTRATEGIE-EUROPA	0	24.800	24.800
**D	DEKA VERMOEGENSMANAGEMENT GMBH, NIEDERLASSUNG LUXEMBURG W/SPK NIEDERLANDT OST AKTIEN PLUS	0	940.000	940.000
**D	DEKA INVESTMENT GMBH W/NOSPA-U01-AKTIEN	0	794.500	794.500
**D	DEKA INVESTMENT GMBH W/DEKA-PB DEFENSIV	0	91.948	91.948
**D	DEKA VERMOEGENSMANAGEMENT GMBH, NIEDERLASSUNG LUXEMBURG W/OSNABRUECK PORTF. STRATEGIE, RENT. +	0	8.456	8.456
**D	DEKA INVESTMENT GMBH W/ DEKA MULTI ASSET BEN SEGMENT I	0	60.600	60.600
**D	DEKA INVESTMENT GMBH W/TREMONIUS-FONDS	0	11.918	11.918
**D	DEKA INVESTMENT GMBH W/A-DOR-FONDS W/U21	0	45.131	45.131
**D		0	111.206	111.206



## LISTA ESITO DELLA VOTAZIONE

Oggetto: 1. Bilancio di esercizio al 31 dicembre 2025. Relazioni del Consiglio di Amministrazione, del Collegio Sindacale e della Società di revisione. Deliberazioni relative. Presentazione del bilancio consolidato al 31 dicembre 2025 comprensivo della Rendicontazione consolidata di sostenibilità relativa all'esercizio 2025.

## FAVOREVOLI

Badge	Ragione Sociale	Proprio	Delega	Totale
**D	DEKA INVESTMENT GMBH W/OBERES-SCHLOSS-U2	0	50.000	50.000
**D	DEKA INVESTMENT GMBH W/DEKA-BR 75	0	35.325	35.325
**D	DEKA INVESTMENT GMBH W/HIMMELSTUERMER	0	15.000	15.000
**D	DEKA INVESTMENT GMBH W/TREVALIS U01	0	66.233	66.233
**D	DEKA INVESTMENT GMBH W/ MULDENTAL MULTI ASSET FONDS	0	28.170	28.170
**D	DEKA INVESTMENT GMBH W/A-KUKC-FONDS W/ARTIEN U03	0	64.895	64.895
**D	DEKA INVESTMENT GMBH W/DEKA EURO STOXX 50 UCITS ETF	0	2.294.419	2.294.419
**D	DEKA VERMOEGENSMANAGEMENT GMBH, NIEDERLASSUNG LUXEMBURG W/INDIVIDUALINVEST POTENZIAL	0	104.368	104.368
**D	DEKA INTERNATIONAL S.A. W/DEKA-EUROPA AKTIEN SPEZIAL	0	1.384.649	1.384.649
**D	DEKA INVESTMENT GMBH W/DEKA-BR 35	0	125.537	125.537
**D	DEKA INVESTMENT GMBH W/NORDLB KULTURSTIFTUNG	0	30.488	30.488
**D	DEKA INTERNATIONAL S.A. W/DEKA-GLOB.AKT.LOWRISK	0	6.758.260	6.758.260
**D	DEKA INVESTMENT GMBH W/NEO-FONDS AKTIEN	0	199.343	199.343
**D	DEKA INVESTMENT GMBH W/QUADRUM U03	0	64.100	64.100
**D	DEKA INVESTMENT GMBH W/SN ADLER-SEGMENT AKTIEN EUROPA LOW RISK	0	92.129	92.129
**D	DEKA INVESTMENT GMBH W/A-PERSPEKTIVE	0	23.796	23.796
**D	DEKA INVESTMENT GMBH W/A-SF? U01	0	16.486	16.486
**D	DEKA INVESTMENT GMBH W/DEKA-BR 55	0	20.169	20.169
**D	DEKA VERMOEGENSMANAGEMENT GMBH, NIEDERLASSUNG LUXEMBURG W/INDIVIDUALINVEST BALANCE	0	128.220	128.220
**D	DEKA INTERNATIONAL S.A. W/DEKA-ESG AKTIEN EUROPA	0	1.933.400	1.933.400
**D	DEKA INVESTMENT GMBH W/A-DIM-WETZLAR-BALANCED-FONDS	0	23.130	23.130
**D	DEKA INVESTMENT GMBH W/A-REVI 4	0	45.546	45.546
**D	DEKA INVESTMENT GMBH W/BIA-STRATEGIEFONDS NR. 5	0	155.756	155.756
**D	DEKA INVESTMENT GMBH W/REVI-FONDS BAYERN-INVEST	0	22.995	22.995
**D	DEKA VERMOEGENSMANAGEMENT GMBH, NIEDERLASSUNG LUXEMBURG W/IFM-INVEST AKTIEN EUROPA	0	329.146	329.146
**D	BNP PARIBAS CARDIF VITA COMPAGNIA DI ASSICURAZIONE E RIASSICURAZ SPA	0	242.560	242.560
**D	DB CONSERVADOR ESG FI	0	44.713	44.713
**D	DB CRECIMENTO ESG FI	0	207.792	207.792
**D	DB MODERADO ESG FI	0	172.941	172.941
**D	CARDIF VITA S P A	0	4.210	4.210
**D	NEW ALTERNATIVES FUND	0	1.400.000	1.400.000
**D	ENTE NAZIONALE DI PREVIDENZA ED ASSISTENZA DEI MEDICI E DEGLI ODONTOIATRI	0	33.092.575	33.092.575
**D	CIN BELGIUM LIMITED	0	277	277
**D	CIN BELGIUM LIMITED	0	730	730
**D	CIN BELGIUM LIMITED	0	13	13
**D	CAJA INGENIEROS GESTION	0	655.335	655.335
**D	FIDUCIE DESJARDINS INC.	0	204.523	204.523
**D	3 BANKEN-GENERALI GL STOCK	0	53.964	53.964
**D	3 BANKEN-GENERALI GNL STOCK	0	64.961	64.961
**D	3 BANKEN-GENERALI GH STOCK	0	12.585	12.585
**D	BPI GESTAO DE ATIVOS SOCIEDADE GESTORA ORGANISMOS	0	518.725	518.725
**D	VIDACAIXA, S.A.	0	11.275.902	11.275.902
**D	CAIXABANK ASSET MANAGEMENT, SGIIC, S.A.	0	4.634.412	4.634.412
**D	KUTXABANK GESTION SGIC, S.A.	0	2.993.283	2.993.283
**D	UNICAJA PENSIONES, S.A., SGFP	0	692.940	692.940
**D	UNICAJA ASSET MANAGEMENT, S.G.I.I.C., S.A.	0	841.298	841.298
**D	AMUNDI SELEZIONE ATTIVA ITALIA	0	1.715.697	1.715.697
**D	CA VITA PIR AZ	0	61.910	61.910

ENEL S.p.A.

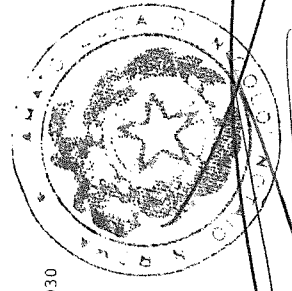
Assemblea Ordinaria del 12 maggio 2026

12 maggio 2026

## LISTA ESITO DELLA VOTAZIONE

Oggetto: **1. Bilancio di esercizio al 31 dicembre 2025. Relazioni del Consiglio di Amministrazione, del Collegio Sindacale e della Società di revisione. Deliberazioni relative. Presentazione del bilancio consolidato al 31 dicembre 2025 comprensivo della Rendicontazione consolidata di sostenibilità relativa all'esercizio 2025.**  
**FAVOREVOLI**

Badge	Ragione Sociale	Proprio	Delega	Totale
**D	AM ACCUMULAZIONE INFRASTRUTTURE GLO 2026	0	48.307	48.307
**D	AMUNDI ACCUMULAZIONE INFRA GLO 2026 DUE	0	35.188	35.188
**D	AMUNDI ACCUMULAZIONE INFRA GLOBALI 2028	0	28.480	28.480
**D	AMUNDI ACCUMULAZIONE INFRA GLO 2028 DUE	0	21.887	21.887
**D	TRUST_NATALE PUBLICLY TRADED INVESTMENTS	0	36.205	36.205
**D	AMUNDI PROGETTO FUTURO PIR	0	122.770	122.770
**D	AMUNDI CRESCITA ITALIA	0	195.036	195.036
**D	AMUNDI EQUILIBRIO	0	64.381	64.381
**D	AMUNDI CRESCITA	0	250.622	250.622
**D	GROUPAMA EUROPE ACTIVE EQUITY	0	278.000	278.000
**D	AMUNDI LIFECYCLE 2030 EQUITY	0	130	130
**D	AMUNDI LIFECYCLE 2033 EQUITY	0	193	193
**D	AMUNDI LIFECYCLE 2036 EQUITY	0	292	292
**D	AMUNDI LIFECYCLE 2039 EQUITY	0	326	326
**D	SUSTAINABLE WORLD EQUITY MANDATE	0	106.426	106.426
**D	CLAY FUNDS CLAY EUROPEAN MULTI ASSETS	0	20.000	20.000
**D	CLAY FUNDS CLAY EUROPEAN MULTI CAPS	0	57.500	57.500
**D	ONEMARKETS AMUNDI FLEXIBLE INCOME FUND	0	2.355	2.355
**D	CPR INVEST EURO STRATEGIC AUTONOMY	0	1.436.933	1.436.933
**D	ONEMARKETS ALLIANZ CONSRV MUL ASS	0	87.042	87.042
**D	ONEMARKETS ALLIANZ GLEB EQ FLEX STYL FD	0	22.831	22.831
**D	AMUNDI DIVDAX	0	358.245	358.245
**D	AMUNDI CORE DAX	0	158.745	158.745
**D	AMUNDI F A Z 100	0	199.749	199.749
**D	AMUNDI DJ SWITZERLAND TITANS 30	0	254.388	254.388
**D	FONDAGO LUX SYSTEMATIC EQUITY	0	18.962	18.962
**D	AMUNDI ITALY BTP GOVERNMENT BOND 10Y	0	6.283.030	6.283.030
**D	AMUNDI MSCI EMU ESG BROAD TRANSITION	0	1.989.496	1.989.496
**D	AMUNDI STOXX EUROPE 600	0	11.105.130	11.105.130
**D	AMUNDI INDEX MSCI EUROPE	0	6.171.278	6.171.278
**D	AMUNDI CORE GLOBAL GOVERNMENT BOND	0	842.029	842.029
**D	AMUNDI INDEX MSCI WORLD	0	624.574	624.574
**D	AMUNDI MSCI EUROPE CLIMATE PARIS ALIGNED	0	100.509	100.509
**D	AMUNDI MSCI WORLD CLIMATE TRANSITION	0	36.094	36.094
**D	LEADERSSEL EQUITY WORLD	0	32.888	32.888
**D	CPR INVEST THEMACTIVE ACCUMULATION 2030	0	33.481	33.481
**D	CPR INVEST EUROPEAN STRATEGIC AUTONOMY ACCUMULATION 2030	0	153.783	153.783
**D	AMUNDI MSCI EUROPE SCREENED	0	418.134	418.134
**D	AMUNDI FUNDS GLOBAL EQUITY CORE	0	3.733	3.733
**D	CPR INVEST CLIMATE ACTION EURO	0	457.653	457.653
**D	POOL_6 LGT	0	115.000	115.000
**D	AMUNDI PRIME UK MID AND SMALL CAP	0	173.377	173.377
**D	AMUNDI MSCI EMU CLIMATE PARIS ALIGNED	0	151.011	151.011
**D	AMUNDI US TREASURY BOND 0 1Y	0	157.971	157.971
**D	POOL_1 DT OPPENHEIM	0	195.000	195.000
**D	POOL_5 JULIUS BAER	0	120.964	120.964
**D	VARENNE UCITS VARENNE VALEUR	0	3.608.545	3.608.545
**D	NEF ETHICAL GLOBAL EQUITY	0	91.544	91.544



Pagina 37

Azionisti in delega: 4.448

**LISTA ESITO DELLA VOTAZIONE**

**Oggetto: 1. Bilancio di esercizio al 31 dicembre 2025. Relazioni del Consiglio di Amministrazione, del Collegio Sindacale e della Società di revisione. Deliberazioni relative. Presentazione del bilancio consolidato al 31 dicembre 2025 comprensivo della Rendicontazione consolidata di sostenibilità relativa all'esercizio 2025.**

**FAVOREVOLI**

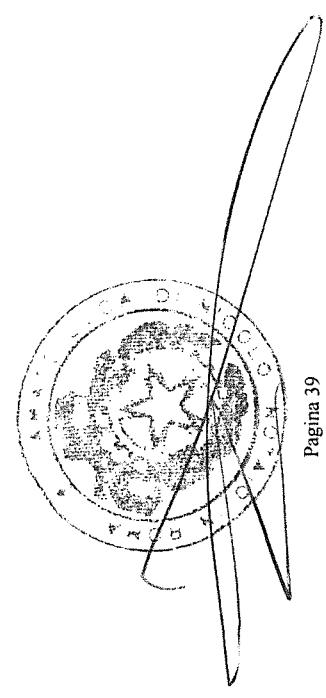
Badge	Ragione Sociale	Proprio	Delega	Totale
**D	NEF RISPARMIO ITALIA	0	347.622	347.622
**D	AMUNDI ITALY MIB ESG	0	1.567.954	1.567.954
**D	AMUNDI MSCI EUROPE ESG BROAD TRANSITION	0	2.141.941	2.141.941
**D	AMUNDI MSCI EUROPE	0	126.780	126.780
**D	AMUNDI MSCI EUROPE GROWTH	0	16.906	16.906
**D	AMUNDI STOXX EUROPE 600 ESG	0	1.124.495	1.124.495
**D	AMUNDI MSCI EUR EX SWITZERLAND ESG LEAD	0	560.711	560.711
**D	AMUNDI CORE EURO STOXX 50	0	8.645.160	8.645.160
**D	AMUNDI FUNDS EUROPE EQUITY INCOME SELECT	0	2.285.196	2.285.196
**D	AMUNDI FUNDS GLOBAL EQUITY INCOME SELECT	0	5.562.990	5.562.990
**D	AMUNDI FUNDS GLOBAL MULTI ASSET	0	64.330	64.330
**D	AMUNDI FDS GLOB MULTI ASSET CONSERVATIVE	0	168.329	168.329
**D	AMUNDI FUNDS REAL ASSETS TARGET INCOME	0	20.784	20.784
**D	AF EUROPEAN EQUITY DYNAMIC MULTI FACTORS	0	257.105	257.105
**D	AF EUROLAND EQUITY DYNAMIC MULTI FACTORS	0	1.562.416	1.562.416
**D	AMUNDI PRIME EUROPE	0	21.019	21.019
**D	AMUNDI PRIME EUROZONE	0	579.213	579.213
**D	AMUNDI PRIME JAPAN	0	1.062.265	1.062.265
**D	CPR INVEST GLOBAL RESOURCES	0	9	9
**D	CPR INVEST FUTURE CITIES	0	2.716.970	2.716.970
**D	AMUNDI FUNDS EUROPEAN CONVERTIBLE BOND	0	39.150	39.150
**D	BELCM FUNDS BDL TRANSITIONS MEGATRENDS	0	49.673	49.673
**D	CPR INVEST MEDTECH	0	940.300	940.300
**D	AMUNDI FUNDS EUROPEAN EQUITY CONSERVATIV	0	473.617	473.617
**D	AMUNDI FUNDS GLOBAL EQUITY CONSERVATIVE	0	1.186.643	1.186.643
**D	LEADERSSEL PMI	0	595.810	595.810
**D	CPR INVEST HYDROGEN	0	800.000	800.000
**D	AMUNDI FUNDS EUROLAND EQUITY RISK PARITY	0	2.108.472	2.108.472
**D	LUX IM EUROPEAN EQUITIES	0	314.350	314.350
**D	LUX IM FLEXIBLE GLOBAL EQUITIES	0	342.108	342.108
**D	CANDRIAM EQUITIES L EMU	0	734.726	734.726
**D	CLEOME INDEX EMU EQUITIES	0	37.845	37.845
**D	CLEOME INDEX EUROPE EQUITIES	0	804.227	804.227
**D	CLEOME INDEX WORLD EQUITIES	0	1.395.500	1.395.500
**D	CANDRIAM SUSTAINABLE EQUITY CLIMATE ACTION	0	21.471	21.471
**D	CANDRIAM SUSTAINABLE EQUITY EMU	0	1.151.248	1.151.248
**D	CANDRIAM SUSTAINABLE EQUITY EUROPE	0	561.071	561.071
**D	CANDRIAM EQUITIES L EUROPE OPTIMUM QUALITY	0	720.960	720.960
**D	LUXCELLENCE HELVETIA EUROP EQUITY	0	430.135	430.135
**D	INDEXIQ FACTORS SUSTAINABLE EUROPE EQUITY	0	125.418	125.418
**D	ING ARIA ING IMPACT FUND MODERATE	0	188.581	188.581
**D	ING ARIA ING IMPACT FUND BALANCED	0	6.174	6.174
**D	ING ARIA ING IMPACT FUND ACTIVE	0	96.093	96.093
**D	ING ARIA ING IMPACT FUND DYNAMIC	0	74.742	74.742
**D	NIF3 SUSTAINABLE WORLD EQUITY MANDATE2	0	97.796	97.796
**D	CANDRIAM EQUITIES L EUROPE EDGE	0	17.821	17.821
**D	CANDRIAM EQUITIES L EUROPE	0	150.918	150.918
**D		0	41.338	41.338

Assemblea Ordinaria del 12 maggio 2026

**LISTA ESITO DELLA VOTAZIONE**

**Objetto: 1. Bilancio di esercizio al 31 dicembre 2025. Relazioni del Consiglio di Amministrazione, del Collegio Sindacale e della Società di revisione. Deliberazioni relative. Presentazione del bilancio consolidato al 31 dicembre 2025 comprensivo della Rendicontazione consolidata di sostenibilità relativa all'esercizio 2025. FAVOREVOLI**

Badge	Ragione Sociale	Proprio	Delega	Totale
**D	JSS EQUITY GLOBAL DIVIDEND	0	230.312	230.312
**D	SWISSCANTO LU PF FD COMMITTED FOCUS CHF	0	17.211	17.211
**D	RESPONSIBLE SELECT CHF	0	11.301	11.301
**D	COMMITTED SELECT EUR	0	77.758	77.758
**D	SWC LU PORTFOLIO FUND COMMITTED BALANCE CHF	0	32.600	32.600
**D	SWC LU PORTFOLIO FUND COMMITTED BALANCE EUR	0	114.423	114.423
**D	SWISSCANTO LU COMMITTED AMBITION CHF	0	15.022	15.022
**D	SWISSCANTO LU PORT FD COMMITTED AMB	0	53.744	53.744
**D	SWC LU EQUITY FUND COMMITTED EUROPE TOP DIVIDEND	0	95.740	95.740
**D	UNIVERSE THE CMI CONT EURO EQ	0	594.333	594.333
**D	SWISSCANTO SYSTEMATIC COMMITTED EUROZONE	0	72.811	72.811
**D	NOMURA GLOBAL LISTED INFRASTRUCTURE	0	166.357	166.357
**D	NOMURA GLOBAL LISTED REAL ASSETS FD	0	20.486	20.486
**D	JSS MULTI ASSET GLOBAL INCOME	0	16.300	16.300
**D	DP GLOBAL STRATEGY L MEDIUM	0	1.487.600	1.487.600
**D	DP GLOBAL STRATEGY L LOW	0	76.010	76.010
**D	DP GLOBAL STRATEGY L HIGH	0	836.960	836.960
**D	DP GLOBAL STRATEGY L MEDIUM LOW	0	228.675	228.675
**D	CONVICTION PATRIMOINE ASSET G CONVICTION	0	30.600	30.600
**D	DP PATRIMONIAL SUSTAINABLE MEDIUM	0	644.060	644.060
**D	DP PATRIMONIAL SUSTAINABLE LOW	0	43.626	43.626
**D	DP PATRIMONIAL SUSTAINABLE HIGH	0	277.215	277.215
**D	DP PATRIMONIAL STRATEGY HIGH	0	312.893	312.893
**D	DP PATRIMONIAL STRATEGY LOW	0	17.765	17.765
**D	DP PATRIMONIAL STRATEGY MEDIUM	0	262.483	262.483
**D	DP PATRIMONIAL STRATEGY MEDIUM LOW	0	34.100	34.100
**D	CANDRIAM FUND EQUITY EMU HIGH DIVIDEND	0	68.306	68.306
**D	CANDRIAM EQUITIES I EUROPEAN AUTONOMY	0	406.204	406.204
**D	EDR FUND INCOME EUROPE	0	196.467	196.467
**D	MEDIO MORGAN STANLEY GLOBAL SELECTION	0	2.297.840	2.297.840
**D	MIFL_BB_CS_QP_GLB_EQ	0	91.833	91.833
**D	MED_GBL_EQ_STYLE_SEL_PZENA	0	279.515	279.515
**D	MED_ENERGY_TRANS_KBI	0	209.807	209.807
**D	CH EUROPEAN EQ ACAD	0	293.798	293.798
**D	MIFL_CH_EE_QPS_EU_EQ	0	168.808	168.808
**D	MIFL_CH_IE_QP_GBL_EQ	0	64.551	64.551
**D	CHALLENGE ITALIAN EQUITY	0	1.971.000	1.971.000
**D	MIFL_CH_PRO_QP_GL_EQ	0	155.682	155.682
**D	CHALLENGE PROVIDENT FUND 2	0	60.208	60.208
**D	NAGELMACKERS INSTITUTIONAL EUROPEAN EQUI	0	190.000	190.000
**D	DPAM_B_BALANCED_FLEXIBLE	0	48.600	48.600
**D	DPAM_B_BALANCED_GROWTH	0	59.810	59.810
**D	DPAM_B_EQUITIES_EUROPE_INDEX	0	675.680	675.680
**D	DPAM_DBI_RDT_B_EQUITIES_EMU_INDEX	0	1.112.600	1.112.600
**D	R_CO_WM_WORLD_EQUITIES_RDT_DBI	0	253.730	253.730
**D	R_CO_WM_EURO_EQUITIES_RDT_DBI	0	180.000	180.000
**D	ING_SELECT_FUND_DUURZAAM_ZEER_DEF	0	4.140	4.140
**D	ING_SELECT_FUND_DUURZAAM_DEFENSIEF	0	136.766	136.766



LISTA ESITO DELLA VOTAZIONE

Objetto: 1. Bilancio di esercizio al 31 dicembre 2025. Relazioni del Consiglio di Amministrazione, del Collegio Sindacale e della Società di revisione. Deliberazioni relative. Presentazione del bilancio consolidato al 31 dicembre 2025 comprensivo della Rendicontazione consolidata di sostenibilità relativa all'esercizio 2025. FAVOREVOLI

Badge	Ragione Sociale	Proprio	Delega	Totale
**D	ING SELECT FUND DUURZAAM NEUTRAAL	0	732.975	732.975
**D	ING SELECT FUND DUURZAAM OFFENSIEF	0	1.221.352	1.221.352
**D	ING SELECT FUND DUURZAAM ZEER OFF	0	610.486	610.486
**D	ING SELECT FUND DUURZAAM AANDELEN	0	309.982	309.982
**D	CO PERATIE KLAVERBLAD VERZEKERINGEN UA	0	43.165	43.165
**D	KLAVERBLAD SCHADEVERZEKERINGSMAATSCHAPPI	0	44.354	44.354
**D	ST. BEDRIJFSTAKPENSIOENFONDS VOOR DE PARTICULIERE BEVEILIGING	0	69.542	69.542
**D	STICHTING BPL PENSIOEN	0	520.513	520.513
**D	STICHTING BPL PENSIOEN MANDAAT BLACKROCK	0	202.744	202.744
**D	SPA MANDATE BLACKROCK	0	215.623	215.623
**D	STICHTING PENSIOENFONDS PDN	0	642.000	642.000
**D	STICHTING PENSIOENFONDS SABIC	0	295.000	295.000
**D	STICHTING JURIDISCH EIGENAAR ASR ESG INDEXPLUS INSTITUTIONELE FONDSSEN	0	1.195.959	1.195.959
**D	ST PFD PMA MANDATE BLACKROCK	0	77.806	77.806
**D	STICHTING PENSIOENFONDS VOOR FYSIOTHERAPEUTEN	0	71.543	71.543
**D	STICHTING PENSIOENFONDS VOOR DE ARCHITECTENBUREAUS	0	336.884	336.884
**D	ST PF GASUNIE GLOBAL EQ MANDATE SSGA	0	101.088	101.088
**D	HELVETIA I EUROPA	0	837.641	837.641
**D	BANCASTATO ESG VITA 25	0	15.000	15.000
**D	BANCASTATO ESG VITA 60	0	15.000	15.000
**D	LGT SLC EQ ENV POOL CC AND L	0	435	435
**D	SB CIF MACQUARIE	0	32.418	32.418
**D	SB CIF REDWHEEL RWC ASSET MGT LLP	0	33.755	33.755
**D	NATWEST TDS TST SHAKESHLD LGT C	0	62.428	62.428
**D	ROYAL UNITED KINGDOM BENEFICENT ASSOCIAT	0	11.524	11.524
**D	ABERDEEN GROUP CHARITABLE TRUST	0	12.381	12.381
**D	UI DEUT POSTBANK EURO AKTIEN	0	203.000	203.000
**D	UI GS EVZ GLOBAL EQUITY BROAD	0	12.000	12.000
**D	UI MAIN I UF BLACKROCK EUROPE	0	22.624	22.624
**D	UI MAIN I UNIVERSAL FONDS UKA	0	96.903	96.903
**D	UI MAIN VI UNIV FDS MSCI WORLD	0	13.000	13.000
**D	BI FONDS G100 AKTIEN QTRON	0	102.041	102.041
**D	OBROTH2024	0	10.326	10.326
**D	POLLUX	0	15.603	15.603
**D	EDR SICAV EURO SUSTAINABLE EQUITY	0	1.223.690	1.223.690
**D	FONDATION LAPLANCHE	0	14.520	14.520
**D	MAXDIS II	0	11.180	11.180
**D	EDR SICAV EQUITY EURO SOLVE	0	300.264	300.264
**D	CNP ASSUR EDREAM ACTIONS EUROPE	0	422.700	422.700
**D	FSM	0	39.440	39.440
**D	AED	0	66.190	66.190
**D	OVIN	0	73.200	73.200
**D	JUNON ACTIONS OBLIGATIONS	0	388.206	388.206
**D	LA SAUVEGARDE	0	33.848	33.848
**D	GMF VIE D	0	1.481.372	1.481.372
**D	GMF ASSURANCES	0	661.388	661.388
**D	IBM FRANCE C	0	84.000	84.000
**D	IBM FRANCE F	0	67.113	67.113

ENEL S.p.A.

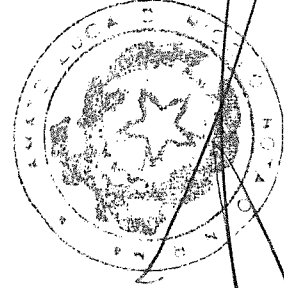
12 maggio 2026

Assemblea Ordinaria del 12 maggio 2026

## LISTA ESITO DELLA VOTAZIONE

**Oggetto: 1. Bilancio di esercizio al 31 dicembre 2025. Relazioni del Consiglio di Amministrazione, del Collegio Sindacale e della Società di revisione. Deliberazioni relative. Presentazione del bilancio consolidato al 31 dicembre 2025 comprensivo della Rendicontazione consolidata di sostenibilità relativa all'esercizio 2025. FAVOREVOLI**

Badge	Ragione Sociale	Proprio	Delega	Totale
**D	MMA IARD IARD SA SGP	0	800.487	800.487
**D	FIDELIA ASSISTANCE	0	10.145	10.145
**D	COVEA PROTECTION JURIDIQUE	0	74.322	74.322
**D	EVOLUTIS	0	706.660	706.660
**D	UFF ALLOCATION EQUILIBRE	0	144.947	144.947
**D	MEDI ACTIONS	0	300.000	300.000
**D	UFF EURO VALEUR	0	624.823	624.823
**D	UFF GLOBAL ALLOCATION	0	168.661	168.661
**D	AMUNDI PULSACTIONS	0	379.015	379.015
**D	AMUNDI ACTIONS RESTRUCTURATIONS	0	92.106	92.106
**D	QUERCUS	0	241.134	241.134
**D	CA SA EXPANSION ESG	0	26.611	26.611
**D	BRIE PICARDIE EQUILIBRE	0	5.710	5.710
**D	AGRIPLAN EXPANSION	0	247.861	247.861
**D	ACTIF CANTON CREDIT AGRICOLE	0	1.498.506	1.498.506
**D	AMUNDI ACTIONS EUROPE RESPONSABLE	0	44.807	44.807
**D	FCP HAMELIN DIVERSIFIE FLEX II	0	61.000	61.000
**D	HAMELIN ACTIONS MV MONDE I	0	43.882	43.882
**D	HSBC EURO EQUITY VOLATILITY FOCUSED	0	176.225	176.225
**D	LCL DYNAMIQUE ETF PEA SELECT	0	216.277	216.277
**D	AMUNDI RENDEMENT PLUS SELECT	0	29.106	29.106
**D	AMUNDI ACTIONS EURO RESPONSABLE	0	654.369	654.369
**D	HYMNOS ISR	0	192.543	192.543
**D	HARMO PLACEMENT II	0	43.317	43.317
**D	AMUNDI EUROPE MONDE	0	274.614	274.614
**D	LCL EQUILIBRE	0	47.457	47.457
**D	LCL PRUDENCE	0	16.291	16.291
**D	DIVERSIFIE SOLIDAIRE JAS HENNESSY AND CO	0	15.892	15.892
**D	DYNAMIQUE JAS HENNES	0	2.909	2.909
**D	EPARGNE MODEDEREE THALES	0	113.025	113.025
**D	LS CHALLENGE	0	5.060	5.060
**D	AMUNDI LABEL EQUILIBRE ESR	0	352.644	352.644
**D	LS DYNAMIQUE ET SOLIDAIRE	0	8.913	8.913
**D	LCL DYNAMIQUE	0	56.549	56.549
**D	N I RENDEMENT EQUILIBRE	0	14.249	14.249
**D	AMUNDI LABEL PRUDENCE ESR	0	89.590	89.590
**D	AMUNDI LABEL DYNAMIQUE ESR	0	391.178	391.178
**D	LV CHALLENGE	0	395.619	395.619
**D	ASSURDIX	0	834.700	834.700
**D	AMUNDI ACTIONS EURO SELECT	0	1.811.812	1.811.812
**D	AMUNDI RESA ACTIONS EUROPE	0	2.544	2.544
**D	AA SGA ACTIONS EURO	0	4.448.433	4.448.433
**D	AA SGA ACTIONS INDICE EURO	0	2.259.354	2.259.354
**D	AMUNDI EURO EQUITY ESR	0	3.832.561	3.832.561
**D	CNP ASSUR EUROPE CANDRIAM	0	156.776	156.776
**D	MONGELAS	0	103.558	103.558
**D	NEUFILIZE VIE OPPORTUNITES	0	109.238	109.238
**D	A A GROUPAMA ACTIONS	0	1.025.819	1.025.819



Pagina 41

Azionisti in delega: 4.448

**LISTA ESITO DELLA VOTAZIONE**

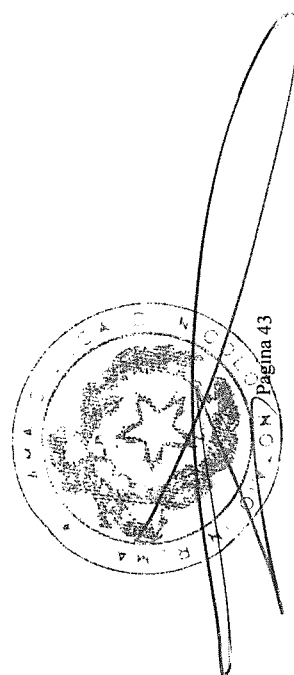
**Oggetto: 1. Bilancio di esercizio al 31 dicembre 2025. Relazioni del Consiglio di Amministrazione, del Collegio Sindacale e della Società di revisione. Deliberazioni relative. Presentazione del bilancio consolidato al 31 dicembre 2025 comprensivo della Rendicontazione consolidata di sostenibilità relativa all'esercizio 2025. FAVOREVOLI**

Badge	Ragione Sociale	Proprio	Delega	Totale
**D	AA ALLIANZ DIVERSIFIE	0	801.416	801.416
**D	ADP DIVERSIFIE DYNAMIQUE	0	37.721	37.721
**D	GROUPAMA PHARMA DIVERSIFIE	0	108.876	108.876
**D	ALLIANZ DIVERSIFIE CAUMARTIN	0	101.915	101.915
**D	BOURBON 7	0	49.315	49.315
**D	CRN AMUNDI ACTIONS	0	193.653	193.653
**D	LBPAM 3 MOIS	0	8.122.408	8.122.408
**D	LBPAM VOIE LACTEE	0	259.639	259.639
**D	TONI ACTIONS ISR 100	0	222.025	222.025
**D	VIVACCIO ISR ACTIONS	0	818.640	818.640
**D	LBPAM ACTIONS MONDE	0	339.981	339.981
**D	LBPAM ISR ACTIONS FOCUS FRANCE	0	353.652	353.652
**D	LBPAM ISR ACTIONS FOCUS EURO	0	2.858.803	2.858.803
**D	LBPAM ACTIONS 80	0	252.092	252.092
**D	TOCQUEVILLE EURO EQUITY SRI	0	7.631.186	7.631.186
**D	AMUNDI PATRIMOINE PEA	0	1.120.000	1.120.000
**D	UNIVERS CNP 1	0	42.324	42.324
**D	MIP GESTION	0	78.075	78.075
**D	CNP ASSUR VALUE ET MOMENTUM	0	103.153	103.153
**D	OSTRUM SRI EURO MINVOL EQUITY	0	36.563	36.563
**D	CARPIMKO PTES ET MOYENNES CAPI C	0	30	30
**D	ROFS ACTIONS EUROPEENNES 1	0	273.358	273.358
**D	CARPIMKO EUROPE	0	508.000	508.000
**D	FCP PEA COURT TERME	0	1.899.378	1.899.378
**D	BOURBON MULTIFACTEUR	0	217.248	217.248
**D	AGMF MANDAT ACTION	0	116.015	116.015
**D	OFI INVEST ESG ALLOCATION FLEXIBLE	0	34.393	34.393
**D	GPM2A	0	55.374	55.374
**D	EGEPARGNE ACTIONS MONDE	0	277.257	277.257
**D	270 POSTE Avenir	0	1.719.647	1.719.647
**D	EVA PERP ECUR EN EUROS	0	43.776	43.776
**D	CNP ASSURANCES PREVOYANCE MANDAT 285	0	90.290	90.290
**D	VILLIERS ALLEGRO	0	195.809	195.809
**D	MISTRAL 1	0	55.000	55.000
**D	OSTRUM EUROPE EQUITY	0	298.969	298.969
**D	CFR ACTIONS EURO RESPONSABLE	0	234.815	234.815
**D	MAAF VIE ACTIF GENERAL	0	555.900	555.900
**D	BCECE IARD	0	64.684	64.684
**D	MAAF SANTE	0	26.022	26.022
**D	PEG AIRBUS DIVERSIFIE	0	72.874	72.874
**D	PEG AIRBUS ACTIONS	0	248.444	248.444
**D	FGV ACTIONS EUROPE LM A	0	499.663	499.663
**D	ROPS EURO P	0	1.116.110	1.116.110
**D	IFPEN ACTIONS EUROPE	0	92.627	92.627
**D	EGEPARGNE 2 DIVERSIFIE	0	27.441	27.441
**D	AMUNDI MSCI EMU HIGH DIVIDEND UCITS ETF	0	2.028.706	2.028.706
**D	FIDEAS BETAMAX MULTI ASSETS	0	5.953	5.953
**D	HSBC MIX EQUILIBRE	0	44.852	44.852

**LISTA ESITO DELLA VOTAZIONE**

**Oggetto: 1. Bilancio di esercizio al 31 dicembre 2025. Relazioni del Consiglio di Amministrazione, del Collegio Sindacale e della Società di revisione. Deliberazioni relative. Presentazione del bilancio consolidato al 31 dicembre 2025 comprensivo della Rendicontazione consolidata di sostenibilità relativa all'esercizio 2025. FAVOREVOLI**

Badge	Ragione Sociale	Proprio	Delega	Totale
**D	ORANO DIVERSIFIE EQUILIBRE	0	39.700	39.700
**D	GRUPE CEA CROISSANCE CEAZ	0	30.646	30.646
**D	HSBC ACTIONS EUROPE	0	602.291	602.291
**D	ERISA EUROPE EQUITY INCOME	0	483.365	483.365
**D	ERISA ACTION EUROPE N 2	0	212.503	212.503
**D	HSBC ACTIONS MONDE	0	133.723	133.723
**D	AMUNDI GLOBAL HYDROGEN UCITS ETF	0	760.690	760.690
**D	SOLIDARITE	0	64.646	64.646
**D	CNP ASSURANCES IARD MANDAT 287	0	68.041	68.041
**D	CARPIMKO DIVERSIFIE AGI	0	147.356	147.356
**D	TOQUEVILLE EURO BLEND EQUITY	0	1.118.016	1.118.016
**D	CPR ACTIONS EURO PREMIUM SELECT	0	6.462	6.462
**D	BFT ACTIONS EURO ODD ISR	0	126.588	126.588
**D	CAVEC GROUPAMA DIVERSIFIE	0	192.728	192.728
**D	CAVEC LA FRANCAISE DIVERSIFIE	0	221.032	221.032
**D	PORT ROYAL EQUILIBRE	0	66.241	66.241
**D	GROUPAMA EURO ACTIVE EQUITY	0	867.934	867.934
**D	GROUPAMA OPPORTUNITIES EUROPE	0	1.392.722	1.392.722
**D	GROUPAMA GLOBAL ACTIVE EQUITY	0	1.313.074	1.313.074
**D	TESLA POCHE ACTIONS	0	95.978	95.978
**D	MEDI ACTIONS EURO	0	75.000	75.000
**D	UFF ACTION EUROPE EVOLUTIF	0	427.798	427.798
**D	AMUNDI ACTIONS EURO HORIZON ENVIRONNEMENT	0	790.622	790.622
**D	CONTI GESTION	0	46.014	46.014
**D	COLOMBES 6	0	94.800	94.800
**D	ATOUT EUROPE HAUT RENDEMENT	0	69.961	69.961
**D	PREDICA ISR MONDE ACTIONS	0	202.909	202.909
**D	VEGA EURO OPPORTUNITES ISR	0	273.750	273.750
**D	GMF VIE PERP	0	185	185
**D	LCL ACTIONS MONDE HORS EUROPE EUR	0	854.899	854.899
**D	GRD 18 ACTIONS	0	207.734	207.734
**D	ATOUT EUROLAND CORE	0	272.564	272.564
**D	ATOUT EUROLAND HAUT RENDEMENT	0	32.190	32.190
**D	ATOUT EUROLAND RESTRUCTURATION	0	130.976	130.976
**D	LCL ACTIONS FRANCE CORE PLUS	0	9.843	9.843
**D	LCL ACTIONS FRANCE CONCENTRATED	0	14.675	14.675
**D	LCL ACTIONS EURO CORE	0	267.642	267.642
**D	LCL ACTIONS EURO RESTRUCTURATION EURO	0	23.403	23.403
**D	BETAMAX EUROPE SMART FOR CLIMATE	0	145.534	145.534
**D	UFF ACTIONS SOUVERAINETE EUROPEENNE	0	282.800	282.800
**D	EXPERT DIVERSIFIE A	0	172.726	172.726
**D	FAGUS	0	689.755	689.755
**D	LBPM ISR STRATEGIE PEA 1	0	58.521	58.521
**D	GROUPAMA EURO STOCK	0	55.467	55.467
**D	GROUPAMA EUROPE STOCK	0	100.086	100.086
**D	BEST BUSINESS MODELS SRI	0	2.386.000	2.386.000
**D	GREAT EUROPEAN MODELS SRI	0	73.564	73.564
**D	VILLIERS DIAPASON	0	182.060	182.060



## LISTA ESITO DELLA VOTAZIONE

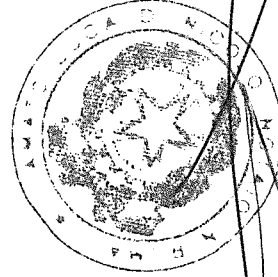
Oggetto: **1. Bilancio di esercizio al 31 dicembre 2025. Relazioni del Consiglio di Amministrazione, del Collegio Sindacale e della Società di revisione. Deliberazioni relative. Presentazione del bilancio consolidato al 31 dicembre 2025 comprensivo della Rendicontazione consolidata di sostenibilità relativa all'esercizio 2025.**  
**FAVOREVOLI**

Badge	Ragione Sociale	Proprio	Delega	Totale
**D	HARMONIE EQUILIBRE	0	67.989	67.989
**D	AUXIF EPARGNE	0	21.488	21.488
**D	EDRAM CAVAMAC ACTIONS EURO	0	571.000	571.000
**D	LCL ACTIONS FRANCE OPT'IM DIV	0	2.443	2.443
**D	AAE MG	0	57.211	57.211
**D	UFF ACTIONS PRIVILEGE EUROPE	0	109.184	109.184
**D	BARRUEL LONG TERME	0	45.000	45.000
**D	ACTICCIA 90 N B	0	1.424.012	1.424.012
**D	EPARGNE SOLIDAIRE EQUILIBRE THALES	0	219.981	219.981
**D	PROMEPAR ACTIONS RENDEMENT	0	183.610	183.610
**D	MANDAT ACTION HGAM	0	606.528	606.528
**D	ACTICCIA 90 N 10	0	1.065.080	1.065.080
**D	IRP AUTO FLEXIBLE 2	0	150.000	150.000
**D	ACTICCIA 90 N 11	0	423.012	423.012
**D	LBPAM ISR ACTIONS FOCUS EUROPE	0	1.975.987	1.975.987
**D	ACTICCIA 90 N 12	0	238.356	238.356
**D	INDOSUEZ ALLOCATION FEA	0	595.261	595.261
**D	NYALI	0	37.000	37.000
**D	INDOSUEZ EURO RENDEMENT	0	573.942	573.942
**D	INDOSUEZ EURO PATRIMOINE	0	836.544	836.544
**D	NEMAUSUS	0	7.800	7.800
**D	ROMACO SICAV	0	4.220	4.220
**D	APV	0	3.023	3.023
**D	DANAE SICAV	0	5.138	5.138
**D	DELPHI	0	2.070	2.070
**D	CALIFORNIA 09	0	7.000	7.000
**D	FDJA 86 FCP	0	4.012	4.012
**D	SFRG INVEST LT	0	3.958	3.958
**D	THALASSA N76	0	3.564	3.564
**D	CELISADEL	0	38.000	38.000
**D	PIGMENTS	0	10.000	10.000
**D	FONDS EDUCATION ET DEVELOPPEMENT	0	7.486	7.486
**D	SCOTS	0	5.696	5.696
**D	FIFL	0	946	946
**D	NOYANGE	0	7.690	7.690
**D	SAINT LATUIN	0	5.800	5.800
**D	BANASSAT INVEST	0	3.083	3.083
**D	DOUCE FAMILLE	0	5.229	5.229
**D	ADVIT ACT EU	0	220.823	220.823
**D	MG INVEST	0	4.527	4.527
**D	RODA POCHE VEGA IM	0	13.772	13.772
**D	CONTI PLACEMENTS	0	122.799	122.799
**D	FDJ EQUILIBRE SOLIDAIRE	0	55.096	55.096
**D	CHORELIA	0	1.002	1.002
**D	PREDIQUANT PREMIUM TITRE VIF ACTION	0	1.796.313	1.796.313
**D	STRATEGIE ACTIONS EURO SICAV	0	241.513	241.513
**D	LAUSANNE 6	0	183.340	183.340
**D	CHORELIA N 2	0	52.152	52.152

## LISTA ESITO DELLA VOTAZIONE

Oggetto: 1. Bilancio di esercizio al 31 dicembre 2025. Relazioni del Consiglio di Amministrazione, del Collegio Sindacale e della Società di revisione. Deliberazioni relative. Presentazione del bilancio consolidato al 31 dicembre 2025 comprensivo della Rendicontazione consolidata di sostenibilità relativa all'esercizio 2025. FAVOREVOLI

Badge	Ragione Sociale	Proprio	Delega	Totale
**D	INVESTIR PEA PALATINE	0	40.000	40.000
**D	ROPS SMART INDEX EURO	0	347.393	347.393
**D	FCP FG GROWTH	0	19.666	19.666
**D	COVEA SOLIS	0	399.447	399.447
**D	FG BALANCED	0	14.760	14.760
**D	AP ACTIONS 1 EURO	0	342.162	342.162
**D	CHORELIA N 3	0	566.006	566.006
**D	CHANTEPIERRE	0	14.093	14.093
**D	ALLOCATION INVEST EQUITY CORE	0	308.914	308.914
**D	PEY BLANC	0	11.701	11.701
**D	AA ODDO TACTIQUE A	0	858.325	858.325
**D	PREVAAL ACTIONS EU	0	108.600	108.600
**D	TAILOR ACTIONS AVENIR ISR	0	145.252	145.252
**D	MONCEAU ETHIQUE	0	75.589	75.589
**D	IP ACTIONS EURO	0	234.925	234.925
**D	ARRCO LONG TERME F	0	175.694	175.694
**D	A A CANDRIAM DIVERSIFIE	0	467.928	467.928
**D	OFI AF DYNAMIQUE	0	34.289	34.289
**D	CRAMA LOIRE BRETAGNE ACTIONS	0	153.621	153.621
**D	AMUNDI EQUILIBRE GLOBAL SOLIDAIRE FCP	0	97.182	97.182
**D	INDOSUEZ OBJECTIF TERRE	0	443.397	443.397
**D	AFTEROL	0	16.275	16.275
**D	GLOBAL MULTI FACTOR EQUITY FUND	0	734.905	734.905
**D	ODDO AFOLLINE DIVERS POCHE EQUITY EUROPE	0	153.372	153.372
**D	BEL EQUITY EUROPE	0	4.032.304	4.032.304
**D	CI CENTURE MANCHE	0	11.194	11.194
**D	GROUPAMA LOIRE BRETAGNE LOCAL 1	0	29.387	29.387
**D	GROUPAMA GRAND EST	0	32.979	32.979
**D	GROUPAMA MEDITERRANEE	0	33.464	33.464
**D	GROUPAMA NORD EST	0	28.790	28.790
**D	FCP CSS LOC GROUPAMA PARIS VAL DE LOIRE	0	14.812	14.812
**D	GROUPAMA LOIRE BRETAGNE REGIONAL 1	0	23.561	23.561
**D	WALLON	0	317.458	317.458
**D	GROUPAMA NORD EST ACTIONS	0	151.093	151.093
**D	GROUPAMA CR GENOVA	0	153.226	153.226
**D	MICHELET TUNNEL	0	90.123	90.123
**D	GROUPAMA LOIRE BRETAGNE LOCAL 2	0	27.381	27.381
**D	GROUPAMA EURO DIVERSIFIE	0	55.646	55.646
**D	GROUPAMA EUROSTRATEGIE	0	105.933	105.933
**D	DAN EQUILIBRE	0	31.444	31.444
**D	TA ITA AZIONI	0	26.546	26.546
**D	CNP ECHIQUIER VALUE EUROPE	0	458.140	458.140
**D	CHORELIA N 7	0	1.003.007	1.003.007
**D	MACIF ACTIONS LONG TERME	0	300.000	300.000
**D	VILLIERS OPERA	0	159.893	159.893
**D	MGEN ACTION	0	396.147	396.147
**D	AGRICA ACTIONS OBJECTIF SCR	0	650.109	650.109
**D	AMUNDI IPSA ACTIONS	0	97.787	97.787



## LISTA ESITO DELLA VOTAZIONE

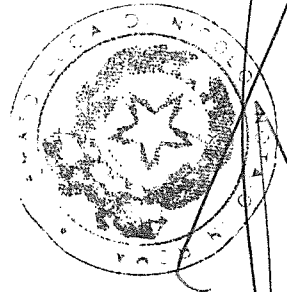
Oggetto: 1. Bilancio di esercizio al 31 dicembre 2025. Relazioni del Consiglio di Amministrazione, del Collegio Sindacale e della Società di revisione. Deliberazioni relative. Presentazione del bilancio consolidato al 31 dicembre 2025 comprensivo della Rendicontazione consolidata di sostenibilità relativa all'esercizio 2025. FAVOREVOLI

Badge	Ragione Sociale	Proprio	Delega	Totale
**D	LFM ACTIONS MONDE VOLATILITE CONTROLEE	0	773.134	773.134
**D	IRIS	0	18.164	18.164
**D	GROUPAMA CR TOTAL RETURN ALL CAP EUROPE	0	123.100	123.100
**D	MAM EUROPA GROWTH	0	55.965	55.965
**D	MILAB INVEST	0	6.506	6.506
**D	CHORELIA N 9	0	850.000	850.000
**D	STAR PASTEUR	0	298.368	298.368
**D	FCP VEGA TRANSFORMATION RESPONSABLE	0	3.668	3.668
**D	ODUMLA	0	14.500	14.500
**D	ADARA	0	315.500	315.500
**D	GRD DIV ACTIONS ZE DIRECT	0	45.479	45.479
**D	OFI INVEST ESG ACTIONS ZONE EURO	0	3.852	3.852
**D	CPR EUROPE ESG POCHE COR	0	32.034	32.034
**D	NATIXIS SOLUTIONS PROTECT 75	0	110.383	110.383
**D	CAMP1 HOLDING	0	4.000	4.000
**D	APICIL ACTIONS EURO	0	33.120	33.120
**D	GROUPAMA CR ACTIONS MONDE	0	18.099	18.099
**D	CHORELIA N 11	0	867.008	867.008
**D	FGV ACTIONS EUROPE LM B	0	634.828	634.828
**D	FCP TOUCAN	0	11.626	11.626
**D	CAVOM DIVERSIFIE POCHE ACTION	0	210.750	210.750
**D	SAKKARAH 6	0	125.959	125.959
**D	SAKKARAH 2	0	61.026	61.026
**D	SAKKARAH 7 FCP	0	84.500	84.500
**D	IMPROVING EUROPEAN MODELS	0	95.630	95.630
**D	SAKKARAH 4 POCHE EUR	0	61.776	61.776
**D	CARBP DIVERSIFIE ACTION EURO	0	199.782	199.782
**D	CNP ASS NAM ACT EUR ACTIONS	0	695.817	695.817
**D	ECUREUIL PROFIL 75 ACTIONS	0	104.033	104.033
**D	FC CARPIMKO ACTIONS EURO	0	51.861	51.861
**D	PERP PROG ACTIONS EUROPE	0	27.419	27.419
**D	CONCORDE 96 ACTION EURO	0	290.676	290.676
**D	MONCEAU ACTIONS EEF	0	521.788	521.788
**D	SELECTION FRANCE SOCIAL JANVIER 2022	0	349.650	349.650
**D	CANTON RETRAITE	0	14.089	14.089
**D	OFI INVEST ESG ACTIONS MIEUX VIVRE	0	4.388.058	4.388.058
**D	TOCQUEVILLE VALUE EURO ISR	0	1.642.944	1.642.944
**D	LBPAM ISR OFTI EURO EQUITY	0	206.096	206.096
**D	LBPAM ISR ACTIONS EUROMONDE	0	29.326	29.326
**D	LBPAM ISR ACTIONS EURO LARGE CAP	0	239.852	239.852
**D	TOCQUEVILLE DIVIDENDE	0	392.308	392.308
**D	TOCQUEVILLE MEGATRENDS	0	19.845	19.845
**D	LBPAM ALPHA ALLOCATION	0	1.146.245	1.146.245
**D	CORALIUM PEA SANTE RESERVE	0	200.370	200.370
**D	GCA MANDAT GESTION ACTIONS	0	710.092	710.092
**D	MUTATIONS 21	0	27.958	27.958
**D	ACTIONS MONDE ET EMERGENT	0		

**LISTA ESITO DELLA VOTAZIONE**

**Oggetto: 1. Bilancio di esercizio al 31 dicembre 2025. Relazioni del Consiglio di Amministrazione, del Collegio Sindacale e della Società di revisione. Deliberazioni relative. Presentazione del bilancio consolidato al 31 dicembre 2025 comprensivo della Rendicontazione consolidata di sostenibilità relativa all'esercizio 2025. FAVOREVOLI**

Badge	Ragione Sociale	Proprio	Delega	Totale
**D	ROMACH 24	0	4.279	4.279
**D	INVESTISSEMENT N101	0	245.389	245.389
**D	IRCEC SYNOPSIS	0	597.776	597.776
**D	OFI INVEST ESG ACTIONS INTERNATIONALES	0	35.561	35.561
**D	SABADELL CAPITAL EXTRA N 3	0	1.911.765	1.911.765
**D	AA TOCQUEVILLE ACTIONS EURO	0	1.284.495	1.284.495
**D	A A B DIVERSIFIE	0	579.608	579.608
**D	BARIANE	0	16.395	16.395
**D	JOMON ACTIONS EUROPEENNES	0	81.664	81.664
**D	SELECTION EURO CLIMAT MAI 2024	0	72.645	72.645
**D	AMLC EO SINGLE STOCKS	0	100.820	100.820
**D	WORLD EQUITIES II	0	116.375	116.375
**D	SELECTION EURO CLIMAT SEPTEMBRE 2024	0	24.475	24.475
**D	LBPAM SHORT TERM	0	2.594.751	2.594.751
**D	MMA VIE SA SGP	0	1.054.046	1.054.046
**D	MMA VIE SA PERP SGP	0	370	370
**D	LBPAM FRANCECAP 100 NOVEMBRE 2030	0	2.621.954	2.621.954
**D	M GLOBAL ONSHORE	0	7.792	7.792
**D	KINGSMAN	0	7.234	7.234
**D	OA EURO EQUITY	0	359.811	359.811
**D	GROUPAMA GLOBAL ELECTRIFICATION	0	14.702	14.702
**D	CDC ACTIONS EURO ISR	0	139.456	139.456
**D	CDC ACTIONS MONDE ISR	0	44.437	44.437
**D	CDC DIVERSIFIE ISR SOLIDAIRE	0	82.565	82.565
**D	BATI VALEURS EUROPE	0	52.500	52.500
**D	ARCADE ACTIONS EURO	0	80.980	80.980
**D	BATI CROISSANCE	0	196.000	196.000
**D	LANCEREAUX FLEXIBLE	0	2.677	2.677
**D	LAZARD SOVEREIGNTY EUROPE	0	286.775	286.775
**D	PARMA PEA NOVEMBRE 2025	0	732.419	732.419
**D	CAMBRIDGE UNIVERSITY ALL WORLD EQUITY FD	0	66.365	66.365
**D	CAMBRIDGE UNIVERSITY DEVELOPED MARKETS EQUITY FUND	0	18.158	18.158
**D	CNEF RC LBP ACTION EURO	0	185.514	185.514
**D	CNEF RB LBP ACTION EURO	0	118.581	118.581
**D	EDF RETRAITE LONG TERME INDICIELLE	0	251.904	251.904
**D	OCIRP ACTIONS MULTIFACTEURS	0	110.527	110.527
**D	CORALLIUM PEA JUIN 2026	0	49.588	49.588
**D	OFI INVEST REBOND	0	1.818	1.818
**D	OFI INVEST VALEURS EURO	0	250.000	250.000
**D	OFI INVEST ISR VALEURS EUROPE	0	51.238	51.238
**D	SANTANDER DIVIDENDO EUROPA FI	0	2.037.532	2.037.532
**D	PREVIFUTURO F P	0	1.828.173	1.828.173
**D	ASR LEVENSVERZEKERING NV	0	654.641	654.641
**D	ASR SCHADEVERZEKERING NV	0	137.660	137.660
**D	SELLA SGR RUBRICA INVESTIMENTI SOSTENIBILI	0	23.000	23.000
**D	SELLA SGR RUBRICA INVESTIMENTI AZIONARI EUROPA	0	63.500	63.500
**D	SELLA SGR RUBRICA INVESTIMENTI AZIONARI ITALIA	0	1.790.481	1.790.481
**D	SELLA SGR RUBRICA INVESTIMENTI BILANCIATI ITALIA	0	206.357	206.357



## LISTA ESITO DELLA VOTAZIONE

Oggetto: 1. Bilancio di esercizio al 31 dicembre 2025. Relazioni del Consiglio di Amministrazione, del Collegio Sindacale e della Società di revisione. Deliberazioni relative. Presentazione del bilancio consolidato al 31 dicembre 2025 comprensivo della Rendicontazione consolidata di sostenibilità relativa all'esercizio 2025. FAVOREVOLI

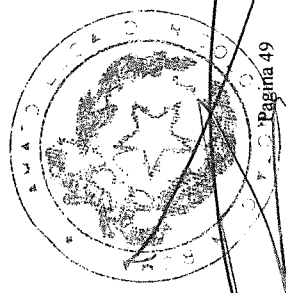
Badge	Ragione Sociale	Proprio	Delega	Totale
**D	SELLA SGR RUBRICA FPA EURORISPARMIO AZIONARIO EUROPA	0	123.216	123.216
**D	SELLA SGR RUBRICA FPA EURORISPARMIO BILANCIATO	0	70.967	70.967
**D	SELLA SGR RUBRICA FPA EURORISPARMIO AZIONAZIONALE	0	107.853	107.853
***	FLK TE LLC	0	7.963	7.963
***	PUTTI TRIVIKRAM	0	7	7
***	BION SYLVAIN	0	18	18
***	MILJKOVIC ALEXANDRE	0	1	1
***	BUCUR POPA CRISTIAN COSMIN	0	1	1
***	JARAMILLO ORTIZ JUAN	0	8	8
***	NASTASE LEONARD	0	1	1
***	DIONYSIOU DIONYSIOS	0	14	14
**D	JENNIFER SUE TEMEL IRREV TRUST	0	2	2
**D	JEREMY S. O'CONNOR LIVING TRUST	0	259	259
**D	LEE M. HOWER TRUST	0	1.231	1.231
**D	KERI ANN O'CONNOR REVOCABLE TRUST	0	175	175
**D	THE FRANK LEAL TRUST	0	124	124
**D	JONATHAN THOMAS HARRINGTON TRUST	0	61	61
**D	FIRST PRIVATE INVESTMENT MANAGEMENT KAG MBH FIRST PRIVATE EUROPA AKTIEN ULM	0	413	413
**D	GLOBAL X MSCI EAFE INDEX ETF	0	219.376	219.376
**D	TD ACTIVE GLOBAL INFRASTRUCTURE EQUITY ETF	0	54.707	54.707
**D	INVESCO RAFI DEVELOPED MARKETS EX-U.S. ETF	0	849.294	849.294
**D	METROPOLITAN EMPLOYEE BENEFIT SYSTEM	0	876.721	876.721
**D	LUCENT TECHNOLOGIES INC. DEFINED CONTRIBUTION PLAN MASTER TRUST	0	32.041	32.041
**D	IPC MULTI-FACTOR INTERNATIONAL EQUITY	0	62.356	62.356
**D	INVESCO SANDP INTERNATIONAL DEVELOPED DIVIDEND ARISTOCRATS ESG INDEX ETF	0	110.735	110.735
**D	STICHTING PENSIOENFONDS NOTARIAAT	0	1	1
**D	CAUSEWAY INTERNATIONAL OPPORTUNITIES CIT	0	21.531	21.531
**D	THE ROYAL INST FOR THE ADVANCMT OF LEARNINGMCGILL UNVRSTY	0	179.181	179.181
**D	INVESCO MORNINGSTAR GLOBAL ENERGY TRANSITION INDEX ETF	0	1	1
**D	IMPERIAL INTERNATIONAL EQUITY POOL	0	1	1
**D	STATE OIL FUND OF THE REPUBLIC OF AZERBAIJAN	0	671.026	671.026
**D	IQ 50 PERCENT HEDGED FTSE INTERNATIONAL ETF	0	2.929.078	2.929.078
**D	GOVERNMENT OF BERMUDA	0	502.226	502.226
**D	IA CLARINGTON GLOBAL VALUE FUND	0	24.442	24.442
**D	CIBC INTERNATIONAL EQUITY INDEX ETF	0	1	1
**D	FIRE AND POLICE EMPLOYEES' RETIREMENT SYSTEM OF THE CITY OF BALTIMORE	0	1	1
**D	EMPLOYEES RETIREMENT SYSTEM OF TEXAS	0	313.185	313.185
**D	VIRTUS GLOBAL ALLOCATION FUND	0	5.735.324	5.735.324
**D	AL TRUST FONDS SP 7	0	2.712	2.712
**D	IOWA PUBLIC EMPLOYEES' RETIREMENT SYSTEM	0	318.592	318.592
**D	AGE EUROPEAN EQUITY FUND	0	540.691	540.691
**D	PREMIUM SELECTION QIAIF ICAV	0	191.416	191.416
**D	MGT'S SARUJA FUND	0	222.850	222.850
**D	AON GLOBAL EQUITY FUND	0	213.451	213.451
**D	ALASKA PERMANENT FUND CORPORATION	0	301.038	301.038
**D	WISDOMTREE INTERNATIONAL HIGH DIVIDEND FUND	0	10.695	10.695
**D	TEXAS PERMANENT SCHOOL FUND CORPORATION	0	873.074	873.074
**D	PRINCIPAL FUNDS, INC. - OVERSEAS FUND	0	475.483	475.483
**D		0	1.799.109	1.799.109

Assemblea Ordinaria del 12 maggio 2026

**LISTA ESITO DELLA VOTAZIONE**

**Objetto: 1. Bilancio di esercizio al 31 dicembre 2025. Relazioni del Consiglio di Amministrazione, del Collegio Sindacale e della Società di revisione. Deliberazioni relative. Presentazione del bilancio consolidato al 31 dicembre 2025 comprensivo della Rendicontazione consolidata di sostenibilità relativa all'esercizio 2025. FAVOREVOLI**

Badge	Ragione Sociale	Proprio	Delega	Totale
**D	RENAISSANCE CANADIAN CORE VALUE FUND	0	1	1
**D	TUCSON SUPPLEMENTAL RETIREMENT SYSTEM	0	55.798	55.798
**D	THE UNIVERSITY OF TEXAS SYSTEM	0	455.031	455.031
**D	BOSTON PARTNERS GLOBAL EQUITY FUND	0	173.987	173.987
**D	FARMERS GROUP, INC. 401(K) SAVINGS	0	229.688	229.688
**D	CIBC EUROPEAN INDEX FUND	0	1	1
**D	RELIANCE TRUST COMPANY	0	118.482	118.482
**D	PREMIUM SELECTION SIF SICAV	0	12.000	12.000
**D	WISDOMTREE INTERNATIONAL EFFICIENT CORE FUND	0	169.667	169.667
**D	PENSION RESERVES INVESTMENT TRUST FUND	0	4.453.768	4.453.768
**D	ACADIAN ENHANCED GLOBAL ALL-COUNTRY EQUITY FUND, LLC	0	122.543	122.543
**D	CIBC INTERNATIONAL EQUITY INDEX POOL	0	1	1
**D	MOTHER CABRINI HEALTH FOUNDATION, INC	0	105.000	105.000
**D	LAY EMPLOYEES' RETIREMENT PLAN OF THE ARCHDIOCESE OF PHILADELPHIA	0	15.103	15.103
**D	INVESTINGSGRENINGEN LAEBERNES INVEST, LI AKTIER GLOBALE INDEKS	0	165.618	165.618
**D	MCA INTERNATIONAL FUND	0	1.635.023	1.635.023
**D	WILLIAM BLAIR: NON-US EQUITY LLC	0	294.631	294.631
**D	HERITAGE AND STABILISATION FUND	0	950.000	950.000
**D	FIRE AND POLICE PENSION ASSOCIATION OF COLORADO	0	25.664	25.664
**D	STICHTING PENSIOENFONDS HOOGOVENS	0	374.376	374.376
**D	CIBC INTERNATIONAL INDEX FUND	0	1	1
**D	METROPOLITAN LIFE INSURANCE COMPANY	0	172.347	172.347
**D	BANK OF KOREA	0	2.249.249	2.249.249
**D	PACIFIC GAS AND ELECTRIC COMPANY NUCLEAR FACILITIES QUALIFIED CPUC DECOMMISSIONING MASTER TRUST	0	188.774	188.774
**D	NON-US EQUITY MANAGERS: PORTEFOLIO 3 OFFSHORE MASTER L.P	0	37.489	37.489
**D	AMUNDI IRELAND LIMITED	0	54.216	54.216
**D	INCARNATE WORD CHARITABLE TRUST	0	62.235	62.235
**D	SC EDISON NUCLEAR FACILITIES QUALIFIED CPUC DECOMMISSIONING MASTER TR	0	125.918	125.918
**D	CITW FUND, LP	0	12.500	12.500
**D	LF MACQUARIE GLOBAL INFRASTRUCTURE SECURITIES FUND	0	578.397	578.397
**D	CIBC SUSTAINABLE GLOBAL EQUITY POOL	0	22.690	22.690
**D	MONRIAN GLOBAL ALL COUNTRIES WORLD EQUITY FUND	0	135.007	135.007
**D	DNP SELECT INCOME FUND INC	0	4.857.255	4.857.255
**D	THE CLAUDE MARIE DUBUIS RELIGIOUS AND CHARITABLE TRUST	0	50.715	50.715
**D	STATE OF WISCONSIN INVESTMENT BOARD	0	2.777.932	2.777.932
**D	UNIVERSITY OF NOTRE DAME DU LAC	0	343.990	343.990
**D	CAUSEWAY INTERNATIONAL VALUE EQUITY CIT	0	2.240.483	2.240.483
**D	INVESCO MARKETS II PLC	0	674.113	674.113
**D	MI-FONDS K25	0	185.251	185.251
**D	RICHMOND INTERNATIONAL EQUITY FUND	0	103.700	103.700
**D	TD EUROPEAN INDEX FUND	0	61.050	61.050
**D	PRINCIPAL FUNDS, INC. - INTERNATIONAL EQUITY INDEX FUND	0	429.861	429.861
**D	MUNICIPAL POLICE EMPLOYEES' RETIREMENT SYSTEM	0	43.141	43.141
**D	AGF SYSTEMATIC GLOBAL INFRASTRUCTURE ETF	0	365.482	365.482
**D	WISDOMTREE GLOBAL HIGH DIVIDEND FUND	0	82.106	82.106
**D	INVESCO SANDP INTERNATIONAL DEVELOPED LOW VOLATILITY ETF	0	160.947	160.947
**D	MI-FONDS K12	0	151.392	151.392
**D	CAUSEWAY INTERNATIONAL VALUE FUND	0	13.015.475	13.015.475



## LISTA ESITO DELLA VOTAZIONE

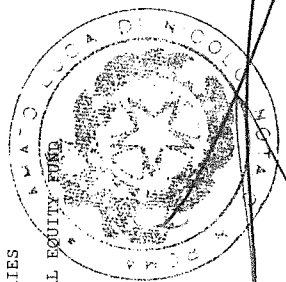
Oggetto: 1. Bilancio di esercizio al 31 dicembre 2025. Relazioni del Consiglio di Amministrazione, del Collegio Sindacale e della Società di revisione. Deliberazioni relative. Presentazione del bilancio consolidato al 31 dicembre 2025 comprensivo della Rendicontazione consolidata di sostenibilità relativa all'esercizio 2025. FAVOREVOLI

Badge	Ragione Sociale	Proprio	Delega	Totale
**D	AGF GLOBAL REAL ASSETS FUND	0	113.974	113.974
**D	TD EMERALD INTERNATIONAL EQUITY INDEX FUND	0	1.650.196	1.650.196
**D	MANULIFE MULTIFACTOR DEVELOPED INTERNATIONAL INDEX ETF	0	43.943	43.943
**D	ILMARINEN MUTUAL PENSION INSURANCE COMPANY	0	3.441.445	3.441.445
**D	INVECO MARKETS III PLC	0	63.676	63.676
**D	TD GREYSTONE INTERNATIONAL EQUITY FUND	0	787.971	787.971
**D	UNITED STATES GOLF ASSOCIATION	0	11.186	11.186
**D	INVECO SANDP INTERNATIONAL DEVELOPED MOMENTUM ETF	0	3.886.618	3.886.618
**D	ACADIAN ALL COUNTRY WORLD MANAGED VOLATILITY EQUITY FUND LIC	0	46.445	46.445
**D	VOYA INTERNATIONAL HIGH DIVIDEND LOW VOLATILITY PORTFOLIO	0	219.225	219.225
**D	INVECO MARKETS II PUBLIC LIMITED COMPANY	0	318.883	318.883
**D	RENAISSANCE CANADIAN MONTHLY INCOME FUND	0	1	1
**D	CIBC MONTHLY INCOME FUND	0	1	1
**D	CIBC GLOBAL MONTHLY INCOME FUND	0	1	1
**D	CIBC BALANCED FUND	0	1	1
**D	CIBC GLOBAL EQUITY FUND	0	1	1
**D	DALLAS POLICE AND FIRE PENSION SYSTEM	0	1	1
**D	WISDMOTREE INTERNATIONAL LARGECAP DIVIDEND FUND	0	49.823	49.823
**D	MCGILL UNIVERSITY PENSION PLAN	0	641.138	641.138
**D	NEW HAMPSHIRE RETIREMENT SYSTEM	0	1	1
**D	TD INTERNATIONAL EQUITY FOCUSED FUND	0	1.251.841	1.251.841
**D	AZL DFA INTERNATIONAL CORE EQUITY FUND	0	5.530.062	5.530.062
**D	DUFF & PHELPS UTILITY AND INFRASTRUCTURE FUND INC.	0	63.820	63.820
**D	CARNE GLOBAL FUND MANAGERS (IRELAND) LIMITED	0	3	3
**D	ALTE LEIPZIGER TRUST INVESTMENT-GESELLSCHAFT MBH	0	75.131	75.131
**D	PUBLIC SCHOOL TEACHERS PENSION AND RETIREMENT FUND OF CHICAGO	0	218.149	218.149
**D	EMPLOYEE RETIREMENT SYSTEM OF IDAHO	0	210.051	210.051
**D	BESSEMER TRUST COMPANY CLEARING ACCOUNT	0	1.341.435	1.341.435
**D	INVECO INTERNATIONAL DEVELOPED DYNAMIC MULTIFACTOR ETF	0	399.480	399.480
**D	AGF ALL WORLD TAX ADVANTAGE GROUP LIMITED	0	215.344	215.344
**D	STICHTING BEDRIJFSTAKPENSIOENFONDS VOOR HET SCHILDERS-, AFWERKINGS- ENGLASZETBEDRIJF	0	264.799	264.799
**D	GEORGIA TECH FOUNDATION, INC	0	332.992	332.992
**D	VIRTUS INTERNATIONAL DIVIDEND ETF	0	582.301	582.301
**D	VIRGINIA RETIREMENT SYSTEM	0	18.135	18.135
**D	CAUSEWAY INTERNATIONAL OPPORTUNITIES FUND	0	6.784.442	6.784.442
**D	PRINCIPAL FUNDS, INC. - DIVERSIFIED REAL ASSET FUND	0	206.170	206.170
**D	TD GREYSTONE GLOBAL EQUITY FUND	0	2.261.335	2.261.335
**D	INDUSTRIAL ALLIANCE INSURANCE AND FINANCIAL SERVICES INC	0	774.227	774.227
**D	BOSTON PARTNERS INTERNATIONAL EQUITY FUND	0	4	4
**D	WISDMOTREE INTERNATIONAL MULTIFACTOR FUND	0	1.822.996	1.822.996
**D	INVECO S AND P EUROPE 350 EQUAL WEIGHT INDEX ETF	0	10.260	10.260
**D	KAPITALFORENINGEN LAEGERNES INVEST, KLI AKTIER GLOBALE INDEKS	0	1	1
**D	MANULIFE SMART INTERNATIONAL DIVIDEND ETF	0	708.604	708.604
**D	THE CONGREGATION OF THE SISTERS OF CHARITY OF THE INCARNATE WORD, HOUSTON, TEXAS	0	665.532	665.532
**D	DUFF AND PHELPS GLOBAL UTILITY INCOME FUND INC	0	152.140	152.140
**D	STICHTING BEDRIJFSTAKPENSIOENFONDS VOOR DE ZOETWARENINDUSTRIE	0	1.429.997	1.429.997
**D	VOYA INTERNATIONAL INDEX PORTFOLIO	0	144.774	144.774
**D	LOUISIANA STATE EMPLOYEES' RETIREMENT SYSTEM	0	228.111	228.111
**D		0	1.357.774	1.357.774

**LISTA ESITO DELLA VOTAZIONE**

**Oggetto: 1. Bilancio di esercizio al 31 dicembre 2025. Relazioni del Consiglio di Amministrazione, del Collegio Sindacale e della Società di revisione. Deliberazioni relative. Presentazione del bilancio consolidato al 31 dicembre 2025 comprensivo della Rendicontazione consolidata di sostenibilità relativa all'esercizio 2025. FAVOREVOLI**

Badge	Ragione Sociale	Proprio	Delega	Totale
**D	ACADIAN GLOBAL ALL COUNTRY MANAGED VOLATILITY FUND TRUST	0	2.323	2.323
**D	STICHTING BEDRIJFSPENSIOENFONDS VOOR HET BAKKERSBEDRIJF	0	226.810	226.810
**D	INVESTERINGFORENINGEN LAEGERNES INVEST	0	44.052	44.052
**D	THE CANADA LIFE ASSURANCE COMPANY	0	395.561	395.561
**D	WISDOMTREE EUROPE HEDGED SMALLCAP EQUITY FUND	0	239.534	239.534
**D	ENIGN PEAK ADVISORS, INC.	0	1.070.979	1.070.979
**D	VOYA VACS INDEX SERIES I PORTFOLIO	0	800.741	800.741
**D	INVESCO MSCI EAFE INCOME ADVANTAGE ETF	0	129.612	129.612
**D	TD GLOBAL EQUITY FOCUSED FUND	0	5.196.713	5.196.713
**D	IQ CANDRIAM ESG INTERNATIONAL EQUITY ETF	0	132.319	132.319
**D	IMPERIAL OVERSEAS EQUITY POOL	0	47.027	47.027
**D	WISDOMTREE INTERNATIONAL ADAPTIVE MOVING AVERAGE FUND	0	24.948	24.948
**D	BROMPTON EUROPEAN DIVIDEND GROWTH ETF	0	96.000	96.000
**D	ROBECO PORTFOLIO TRUST-ROBECO-BOSTON PARTNERS GLOBAL EQUITY FUND	0	63.098	63.098
**D	DELAWARE POOLED TRUST - DELAWARE GLOBAL LISTED REAL ASSETS FUND	0	27.262	27.262
**D	CIBC EUROPEAN EQUITY FUND	0	1	1
**D	MACQUARIE MANAGEMENT HOLDINGS, INC	0	224	224
**D	CIBC INTERNATIONAL EQUITY PRIVATE POOL	0	70.184	70.184
**D	WISDOMTREE DYNAMIC CURRENCY HEDGED INTERNATIONAL EQUITY FUND	0	815.365	815.365
**D	ARIZONA STATE RETIREMENT SYSTEM	0	199.340	199.340
**D	THE NEU MUTUAL OEIC	0	87.072	87.072
**D	FIRST PRIVATE EURO DIVIDENDEN STRAUER	0	450.881	450.881
**D	UPS GROUP TRUST	0	747.650	747.650
**D	ACADIAN GLOBAL MANAGED VOLATILITY EQUITY FUND LLC	0	243.443	243.443
**D	TREASURER OF THE STATE OF NORTH CAROLINA EQUITY INVESTMENT FUND POOLED TRUST	0	8.001.076	8.001.076
**D	ROCKWELL AUTOMATION MASTER TRUST	0	42.472	42.472
**D	AGF SYSTEMATIC GLOBAL ESG FACTORS ETF	0	93.018	93.018
**D	QUALITY EDUCATION FUND	0	14.856	14.856
**D	CIBC QX INTERNATIONAL LOW VOLATILITY DIVIDEND ETF	0	636.150	636.150
**D	RAILWAYS PENSION TRUSTEE COMPANY LIMITED	0	1.100.735	1.100.735
**D	RAINROPS CAPITAL LIMITED	0	27.824	27.824
**D	BLACKROCK LIFE LIMITED	0	413.475	413.475
**D	CITIGROUP PENSION PLAN TRUST	0	30.317	30.317
**D	INVESCO S&P INTERNATIONAL DEVELOPED ESG INDEX ETF	0	1	1
**D	DYNAMIC EQUITY (GLOBAL EQUITY) MANAGERS : PORTFOLIO 5 (SERIES	0	102.571	102.571
**D	TD INTERNATIONAL EQUITY INDEX ETF	0	1.234.788	1.234.788
**D	ROBECO PORTFOLIO TRUST-ROBECO BOSTON PARTNERS INTERNATIONAL EQUITY FUND	0	435.289	435.289
**D	VOYA GLOBAL INSIGHTS PORTFOLIO	0	1.488.397	1.488.397
**D	NON-US EQUITY MANAGERS: PORTFOLIO 1 (SERIES	0	256.730	256.730
**D	KOOKMIN BANK CO., LTD.	0	51.972	51.972
**D	MARGUERITE CASEY FOUNDATION	0	11.296	11.296
**D	VOYA BALANCED INCOME PORTFOLIO	0	20.190	20.190
**D	COMMISSION DE LA CAISSE COMMUNE	0	1	1
**D	ACADIAN INTERNATIONAL EQUITY FUND LLC	0	436.610	436.610
**D	WISDOMTREE INTERNATIONAL EQUITY FUND	0	404.154	404.154
**D	HEALTHCARE EMPLOYEES' PENSION PLAN - MANITOBA	0	1	1
**D	HEALTHCARE EMPLOYEES' PENSION	0	64.845	64.845
**D	IUOE LOCAL 793 MEMBERS PENSION BENEFIT TRUST OF	0	1	1



**LISTA ESITO DELLA VOTAZIONE**

**Oggetto: 1. Bilancio di esercizio al 31 dicembre 2025. Relazioni del Consiglio di Amministrazione, del Collegio Sindacale e della Società di revisione. Deliberazioni relative. Presentazione del bilancio consolidato al 31 dicembre 2025 comprensivo della Rendicontazione consolidata di sostenibilità relativa all'esercizio 2025. FAVOREVOLI**

Badge	Ragione Sociale	Proprio	Delega	Totale
**D	BMO CANADA PENSION PLAN	0	457.214	457.214
**D	BRUCE POWER PENSION PLAN	0	2	2
**D	KAPITALFORENINGEN INVESTIN PRO, VELLIV WORLD EQUITY INDEX	0	2.140.317	2.140.317
**D	RBC INTERNATIONAL EQUITY FUND	0	18.202	18.202
**D	LGT WEALTH MANAGEMENT UK LLP	0	5.951.793	5.951.793
**D	T. ROWE PRICE GLOBAL EX-U.S. EQUITY MACRO POOL	0	14.141	14.141
**D	KAPITALFORENINGEN INVESTIN PRO	0	5.543.173	5.543.173
**D	NSP-MONTICELLO MINNESOTA RETAIL QUALIFIED TRUST	0	85.315	85.315
**D	MARANIC II LLC	0	8.406	8.406
**D	CERVURITE INTERNATIONAL LLC	0	264.317	264.317
**D	NSP-MINNESOTA PRAIRIE I RETAIL QUALIFIED TRUST	0	54.977	54.977
**D	NSP-MINNESOTA RETAIL PRAIRIE II QUALIFIED TRUST	0	46.213	46.213
**D	PITTSBURGH THEOLOGICAL SEMINARY OF THE PRESBYTERIAN CHURCH (USA	0	17.958	17.958
**D	RENAISSANCE CANADIAN BALANCED FUND	0	1	1
**D	BNYM MELLON CF SL INTERNATIONAL STOCK INDEX FUND	0	483.295	483.295
**D	THE BANK OF NEW YORK MELLON EMPLOYEE BENEFIT COLLECTIVE INVESTMENT FUND PLAN	0	3.552.732	3.552.732
**D	BNY MELLON INDEX FUNDS, INC. - BNY MELLON INTERNATIONAL STOCK INDEX FUND	0	122.385	122.385
**D	BNY MELLON INTERNATIONAL EQUITY ETF	0	365.405	365.405
**D	THE SEVENTH SWEDISH NATIONAL PENSION FUND - AP 7 EQUITY FUND	0	646.545	646.545
**D	BMO PRIVATE INTERNATIONAL EQUITY PORTFOLIO	0	1.725.120	1.725.120
**D	TD GREYSTONE INTERNATIONAL INCOME AND GROWTH FUND	0	266.764	266.764
**D	TD GREYSTONE GLOBAL INCOME AND GROWTH FUND	0	630.264	630.264
**D	INVESCO FUND MANAGERS LIMITED	0	5.713.268	5.713.268
**D	INVESCO GLOBAL EQUITY NET ZERO ETF	0	33.486	33.486
**D	KUMPULAN WANG PERSARAAN (DIPERBADANKAN	0	26.965	26.965
**D	CIBC PENSION PLAN	0	31.088	31.088
**D	TEXAS PERMANENT SCHOOL FUND CORP	0	604.958	604.958
**D	BONITAS POOLED INVESTMENT FUND SERIES - DYNAMIC EUROPEAN EQUITY FUND	0	193.168	193.168
**D	ARBEJDSMARKEDETS TILLAEGSPENSION	0	2.271.715	2.271.715
**D	MGTS AFH DA FUND	0	600.906	600.906
**D	CO-OPERATIVE SUPERANNUATION SOCIETY PENSION PLAN	0	4.576	4.576
**D	MGFS FAIRSTONE FUND	0	23.826	23.826
**D	ERIE INSURANCE EXCHANGE	0	112.869	112.869
**D	BANCO BILBAO VIZCAYA ARGENTARIA, S.A.	0	5.533.450	5.533.450
**D	INCO GLOBAL PUBLIC EQUITY LP	0	2.312.352	2.312.352
**D	FEDERATED HERMES INTERNATIONAL STRATEGIC VALUE DIVIDEND FUND	0	2.307.100	2.307.100
**D	FEDERATED HERMES INTERNATIONAL DIVIDEND STRATEGY PORTFOLIO	0	613.050	613.050
**D	FEDERATED HERMES INTERNATIONAL EQUITY FUND	0	121.484	121.484
**D	FEDERATED HERMES INTERNATIONAL LEADERS FUND	0	1.915.282	1.915.282
**D	COLLEGES OF APPLIED ARTS AND TECHNOLOGY PENSION PLAN	0	1.019.604	1.019.604
**D	CCANDL Q GLOBAL EQUITY FUND	0	396.231	396.231
**D	CCANDL Q INTERNATIONAL EQUITY FUND	0	378.823	378.823
**D	CCANDL Q GROUP GLOBAL EQUITY FUND	0	334.403	334.403
**D	TEACHERS RETIREMENT SYSTEM OF LOUISIANA	0	865.034	865.034
**D	AT AND T SAVINGS GROUP INVESTMENT TRUST	0	70.184	70.184
**D	DESERET MUTUAL EMPLOYEE PENSION PLAN TRUST	0	45.453	45.453
**D	PENSION PLANS OF NEXTERA ENERGY, INC. AND ITS AFFILIATES	0	528.053	528.053
**D	NON-US EQUITY MANAGERS: PORTFOLIO 4 OFFSHORE MASTER L.P.	0	221.801	221.801

ENEL S.p.A.

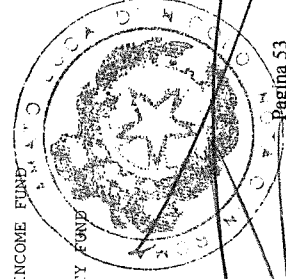
Assemblea Ordinaria del 12 maggio 2026

12 maggio 2026

## LISTA ESITO DELLA VOTAZIONE

Oggetto: 1. Bilancio di esercizio al 31 dicembre 2025. Relazioni del Consiglio di Amministrazione, del Collegio Sindacale e della Società di revisione. Deliberazioni relative. Presentazione del bilancio consolidato al 31 dicembre 2025 comprensivo della Rendicontazione consolidata di sostenibilità relativa all'esercizio 2025. FAVOREVOLI

Badge	Ragione Sociale	Proprio	Delega	Totale
**D	LOCKHEED MARTIN CORPORATION MASTER RETIREMENT TRUST	0	281.436	281.436
**D	R K MELLON INTERNATIONAL FUND	0	129.279	129.279
**D	RICHARD KING MELLON FOUNDATION	0	229.974	229.974
**D	STICHTING BEWAARDER ACHMEA BELEGGINGSPOLS	0	882.013	882.013
**D	STICHTING BEWAARDER SYNTRUS ACHMEA BELEGGINGSPOLS	0	126.582	126.582
**D	STICHTING PENSIOENFONDS HORECA AND CATERING N.V. HAGELUNIE	0	22.657	22.657
**D	STICHTING BEWAARDER ACHMEA BELEGGINGSPOLS	0	8.716	8.716
**D	ACHMEA PENSTOEN- EN LEVENSVZERKERINGEN N.V	0	894.786	894.786
**D	ACHMEA SCHADEVERZEKERINGEN N.V	0	812.974	812.974
**D	ACHMEA REINSURANCE COMPANY N.V	0	75.334	75.334
**D	ACHMEA VARIABLE SECURITIES HEALTH FUND	0	101.868	101.868
**D	STICHTING BEWAARDER ACHMEA BELEGGINGSPOLS	0	273.580	273.580
**D	ALLIANZGI-FONDS FIB	0	979.759	979.759
**D	INVECO FUND	0	150.000	150.000
**D	INVECO EQV EUROPEAN EQUITY FUND	0	9.181.212	9.181.212
**D	INVECO EQV EUROPEAN EQUITY CLASS	0	275.589	275.589
**D	MACKENZIE USD GREENCHIP GLOBAL ENVIRONMENTAL ALL CAP FUND	0	16.066	16.066
**D	MACKENZIE GREENCHIP GLOBAL ENVIRONMENTAL ALL CAP	0	6.300	6.300
**D	BRIDGEWATER BLUE PEAK FUND, LP	0	5.993.227	5.993.227
**D	BRIDGEWATER PURE ALPHA MAJOR MARKETS TRADING COMPANY II, LTD	0	16.609	16.609
**D	BANK OF KOREA	0	28.322	28.322
**D	GOLDMAN SACHS INSTITUTIONAL FUNDS PUBLIC LIMITED COMPANY	0	15.794	15.794
**D	TACS NON-US EQUITY CORE MARKET CONTINUOUS LLC	0	148.710	148.710
**D	THE STANDARD BANK OF SOUTH AFRICA LTD	0	21.314	21.314
**D	EMPLOYEES RETIREMENT FUND OF THE CITY OF FORT WORTH, TEXAS	0	149.462	149.462
**D	LEITH WHEELER INTERNATIONAL POOLED FUND	0	11.673	11.673
**D	ULLICO DIVERSIFIED INTERNATIONAL EQUITY FUND, L.P	0	271.671	271.671
**D	BNY MELLON FUTURELEGACY 7 FUND	0	1.291.272	1.291.272
**D	BNY MELLON SUSTAINABLE GLOBAL EQUITY INCOME FUND	0	567.803	567.803
**D	BNY MELLON FUTURELEGACY 4 FUND	0	48.558	48.558
**D	BNY MELLON FUTURELEGACY 5 FUND	0	494.293	494.293
**D	BNY MELLON FUTURELEGACY 3 FUND	0	21.835	21.835
**D	BNY MELLON INTERNATIONAL EQUITY FUND	0	48.431	48.431
**D	BNY MELLON INVESTMENT FUNDS III - BNY MELLON GLOBAL EQUITY INCOME FUND	0	6.587	6.587
**D	BNY MELLON GLOBAL INCOME FUND	0	566.030	566.030
**D	BONITAS POOLED INVESTMENT FUND SERIES - SMART EUROPEAN EQUITY FUND	0	57.574	57.574
**D	NATWEST TDS DEP BNYM RM GLO EQ FUND	0	279.387	279.387
**D	SUBSIDIZED SCHOOLS PROVIDENT FUND	0	6.290.057	6.290.057
**D	LEGAL AND GENERAL UCITS ETF PUBLIC LIMITED COMPANY	0	937.049	937.049
**D	AIB GROUP IRISH PENSION SCHEME	0	100.063	100.063
**D	LEGAL & GENERAL UCITS ETF PUBLIC LIMITED COMPANY	0	6.191	6.191
**D	SNOWBALL CAPITAL HOLDINGS LIMITED	0	191.739	191.739
**D	GREENFIELDS CAPITAL LIMITED	0	553.125	553.125
**D	AXA MFS FINANCIAL DESIGNATED ACTIVITY CO	0	70.837	70.837
**D		0	23.167	23.167
**D		0	28.628	28.628
**D		0	11.747	11.747
**D		0	570.000	570.000



Pagina 53

Azionisti in delega: 4.448

## LISTA ESITO DELLA VOTAZIONE

Oggetto: 1. Bilancio di esercizio al 31 dicembre 2025. Relazioni del Consiglio di Amministrazione, del Collegio Sindacale e della Società di revisione. Deliberazioni relative. Presentazione del bilancio consolidato al 31 dicembre 2025 comprensivo della Rendicontazione consolidata di sostenibilità relativa all'esercizio 2025. FAVOREVOLI

Badge	Ragione Sociale	Proprio	Delega	Totale
**D	AVIVA INVESTORS GLOBAL	0	57.871	57.871
**D	AVIVA INVESTORS	0	922.221	922.221
**D	PREMIUM SELECTION UCITS ICAV	0	1.616	1.616
**D	INTERNATIONAL BANK FOR RECONSTRUCTION AND DEVELOPMENT	0	588.305	588.305
**D	PENSIONDANMARK PENSJONSFORSIKRINGSAKTIESELSKAB	0	1.543.184	1.543.184
**D	KAPITALFORENINGEN EMD INVEST, VERDEMSINDEKS	0	262.572	262.572
**D	KAPITALFORENINGEN EMD INVEST	0	449.821	449.821
**D	KAPITALFORENINGEN INVESTIN PRO, GLOBAL EQUITIES I	0	557.181	557.181
**D	BLACKROCK SOLUTIONS FUNDS ICAV	0	1.344.778	1.344.778
**D	MINISTER FOR FINANCE AND IRELAND STRATEGIC INVESTMENT FUND (ISIF	0	7.404	7.404
**D	SHELL NEDERLAND PENSIENFONDS STICHTING	0	114.678	114.678
**D	KAPITALFORENINGEN MP INVEST	0	675.671	675.671
**D	KAPITALFORENINGEN INVESTIN PRO, GLOBAL EQUITIES III	0	897.537	897.537
**D	BLACKROCK - IG INTERNATIONAL EQUITY POOL	0	541.068	541.068
**D	BLACKROCK LIFE LTD	0	6.691	6.691
**D	BLACKROCK FUND MANAGERS LTD	0	8.303.645	8.303.645
**D	GLOBAL ATLANTIC BLACKROCK DISCIPLINED INTERNATIONAL CORE PORTFOLIO	0	23.616	23.616
**D	BLACKROCK FUND MANAGERS	0	14.696.376	14.696.376
**D	PRINCIPAL BANK	0	63.448	63.448
**D	BLACKROCK SOLUTIONS FUNDS ICAV	0	2.230.888	2.230.888
**D	BLACKROCK FUND MANAGERS LIMITED	0	73.046	73.046
**D	THE STANDARD BANK OF SOUTH AFRICA LTD	0	891.283	891.283
**D	IPROFILE INTERNATIONAL EQUITY PRIVATE POOL	0	1.259.006	1.259.006
**D	BLACKROCK ADVANTAGE INTERNATIONAL FUND OF BLACKROCK FUNDS	0	5.335.842	5.335.842
**D	ARIZONA STATE RETIREMENT SYSTEM	0	1.952.622	1.952.622
**D	INVESTERINGSFORENINGEN NYKREDIT INVEST ENGR0S, GLOBALE AKTIER BASIS ESG KL	0	147.373	147.373
**D	VAERDIPAPIRFONDEN SPARINVEST, INDEX GLOBALE AKTIER KL	0	116.392	116.392
**D	INVESTERINGSFORENINGEN NYKREDIT INVEST ENGR0S, STABILE GLOBALE FOKUSAKTIER	0	917.782	917.782
**D	INVESTERINGSFORENINGEN NYKREDIT INVEST TAKTISK ALLOKERING	0	99.949	99.949
**D	FRANKLIN TEMPLETON ETF TRUST - FRANKLIN SYSTEMIC STYLE PREMIA ETF	0	20.239	20.239
**D	INVESTERINGSFORENINGEN SPARINVEST INDEX DOW JONES SUSTAINABILITY WORLD KL	0	313.966	313.966
**D	INVESTERINGSFORENINGEN SPARINVEST INDEX EUROPA VALUE KL	0	446.089	446.089
**D	INVESTERINGSFORENINGEN NYKREDIT INVEST ENGR0S, GLOBALE FOKUSAKTIER	0	488.960	488.960
**D	INVESTERINGSFORENINGEN NYKREDIT INVEST, GLOBALE FOKUSAKTIER	0	258.497	258.497
**D	INVESTERINGSFORENINGEN SPARINVEST	0	1.099.917	1.099.917
**D	INVESTERINGSFORENINGEN NYKREDIT INVEST ENGR0S	0	20.126	20.126
**D	INVESTERINGSFORENINGEN NYKREDIT INVEST ENGR0S, BAEREDYGTIGE AKTIER	0	48.171	48.171
**D	INVESTERINGSFORENINGEN SPARINVEST, GLOBALE FOKUSAKTIER KL	0	134.048	134.048
**D	INVESTERINGSFORENINGEN NYKREDIT INVEST GLOBALE AKTIER BASIS	0	249.163	249.163
**D	ROTHSCHILD MARTIN MAUREL	0	96.992	96.992
**D	FRANKLIN TEMPLETON INVESTMENT MANAGEMENT LIMITED	0	802.138	802.138
**D	VAERDIPAPIRFONDEN SPARINVEST, INDEX BAEREDYGTIGE GLOBAL KL	0	2.705.119	2.705.119
**D	VAERDIPAPIRFONDEN SPARINVEST, INDEX BAEREDYGTIGE EUROPA KL	0	4.829	4.829
**D	VAERDIPAPIRFONDEN SPARINVEST, INDEX GLOBALE AKTIER MIN. RISIKO AKK. KL	0	82.850	82.850
**D	INVESTERINGSFORENINGEN SPARINVEST INDEX GLOBALE AKTIER MIN. RISIKO KL	0	321.146	321.146
**D	INVESTERINGSFORENINGEN SPARINVEST, INDEX GLOBALE AKTIER MIN. RISIKO KL	0	79.099	79.099
**D	INVESTERINGSFORENINGEN SPARINVEST, BAEREDYGTIGE AKTIER KL	0	106.282	106.282
**D		0	67.659	67.659

ENEL S.p.A.

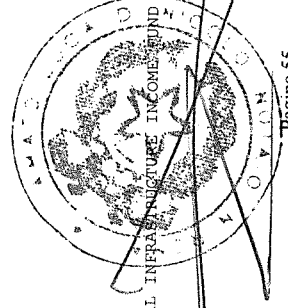
Assemblea Ordinaria del 12 maggio 2026

12 maggio 2026

## LISTA ESITO DELLA VOTAZIONE

Oggetto: 1. Bilancio di esercizio al 31 dicembre 2025. Relazioni del Consiglio di Amministrazione, del Collegio Sindacale e della Società di revisione. Deliberazioni relative. Presentazione del bilancio consolidato al 31 dicembre 2025 comprensivo della Rendicontazione consolidata di sostenibilità relativa all'esercizio 2025. FAVOREVOLI

Badge	Ragione Sociale	Proprio	Delega	Totale
**D	INVESTERINGSFORENINGEN NYKKREDIT INVEST BAEREDYGTIGE AKTIER	0	299.672	299.672
**D	INVESTERINGSFORENINGEN NYKKREDIT INVEST ENGRÓS, GLOBALE FORSAKTIER AKK	0	350.986	350.986
**D	VOYA INTERMEDIATE BOND PORTFOLIO	0	3.052.811	3.052.811
**D	ADVANCED SERIES TRUST - AST MFS GROWTH ALLOCATION PORTFOLIO	0	79.685	79.685
**D	PUBLIC EMPLOYEE RETIREMENT SYSTEM OF IDAHO	0	1.071.584	1.071.584
**D	EVEREN INVESTMENT LTD	0	816.850	816.850
**D	VANGUARD GLOBAL EQUITY FUND	0	3.181.957	3.181.957
**D	R K MELLON INTERNATIONAL FUND CO	0	32.954	32.954
**D	MUNICIPAL EMPLOYEES PENSION PLAN	0	1	1
**D	RICHARD KING MELLON FOUNDATION	0	57.591	57.591
**D	PUBLIC EMPLOYEES PENSION PLAN	0	1	1
**D	ADVANCED SERIES TRUST- AST BALANCED ASSET ALLOCATION PORTFOLIO	0	125.675	125.675
**D	CONGREGATION OF THE SISTERS OF CHARITY OF THE INCARNATE WORD	0	13.769	13.769
**D	ADVANCED SERIES TRUST- AST CAPITAL GROWTH ASSET ALLOCATION PORTFOLIO	0	79.393	79.393
**D	ADVANCED SERIES TRUST - AST ACADEMIC STRATEGIES ASSET ALLOCATION PORTFOLIO	0	23.054	23.054
**D	ADVANCED SERIES TRUST - AST ADVANCED STRATEGIES PORTFOLIO	0	57.691	57.691
**D	ADVANCED SERIES TRUST - AST PRUDENTIAL GROWTH ALLOCATION PORTFOLIO	0	80.916	80.916
**D	CIBC INTERNATIONAL EQUITY POOL	0	19.707	19.707
**D	ISHARES II PUBLIC LIMITED COMPANY	0	19.820.981	19.820.981
**D	MOTABILITY, AS SOLE TRUSTEE OF THE MOTABILITY ENDOWMENT TRUST	0	20.295	20.295
**D	ISHARES VII PUBLIC LIMITED COMPANY	0	17.054.009	17.054.009
**D	LOCKHEED MARTIN CORPORATION MASTER RETIREMENT TRUST	0	170.171	170.171
**D	SHELL CANADA 2007 PENSION PLAN	0	15.604	15.604
**D	AZL INTERNATIONAL INDEX FUND	0	434.613	434.613
**D	INDUSTRIAL ALLIANCE INSURANCE AND FINANCIAL SERVICES INC	0	314.562	314.562
**D	ISHARES PUBLIC LIMITED COMPANY	0	2.131.090	2.131.090
**D	LAWRENCE LIVERMORE NATIONAL SECURITY, LLC AND TRIAD NATIONAL SECURITY, LLC DEFINED BENEFIT PENSION PLAN GROUP TRUST	0	104.257	104.257
**D	AURION GLOBAL EQUITY FUND	0	26.054	26.054
**D	COMMONWEALTH OF PENNSYLVANIA STATE EMPLOYEES' RETIREMENT SYSTEM	0	32.702	32.702
**D	BLACKROCK LIFE LIMITED	0	100	100
**D	AUTORIDADE MONETARIA DE MACAU	0	109.116	109.116
**D	BNY MELLON (INTL) LTD AS TRUSTEE OF ISHARES CONTINENTAL EUROPEAN EQUITY ESG INDE	0	1.297.438	1.297.438
**D	VEBA PARTNERSHIP N L.P	0	45.679	45.679
**D	RAYTHEON TECHNOLOGIES CORPORATION MASTER RETIREMENT TRUST	0	81.893	81.893
**D	PURPOSE INTERNATIONAL DIVIDEND FUND	0	436.833	436.833
**D	PURPOSE FUND CORP	0	4.214	4.214
**D	VERIZON MASTER SAVINGS TRUST	0	31.861	31.861
**D	VANGUARD FTSE ALL-WORLD EX-US INDEX FUND	0	17.914.116	17.914.116
**D	VANGUARD EUROPEAN STOCK INDEX FUND	0	19.073.960	19.073.960
**D	VANGUARD INTERNATIONAL HIGH DIVIDEND YIELD INDEX FUND	0	8.396.760	8.396.760
**D	PRINCIPAL BANK	0	25.311	25.311
**D	LEGG MASON GLOBAL FUNDS PLC / LEGG MASON CLEARBRIDGE GLOBAL INFRASTRUCTURE INCOME FUND	0	1.491.711	1.491.711
**D	FRANKLIN TEMPLETON INVESTMENT MANAGEMENT LTD	0	8.687.062	8.687.062
**D	BARE GLOBAL INFRASTRUCTURE VALUE FUND	0	580.783	580.783
**D	IG MACKENZIE BETTERWORLD SRI FUND	0	92.395	92.395
**D	MACKENZIE BETTERWORLD GLOBAL EQUITY FUND	0	64.029	64.029
**D	FRANKLIN TEMPLETON ETF TRUST FRANKLIN FTSE EUROPE ETF	0	62.265	62.265



Pagina 55

Azionisti in delega: 4.448

LISTA ESITO DELLA VOTAZIONE

Oggetto: 1. Bilancio di esercizio al 31 dicembre 2025. Relazioni del Consiglio di Amministrazione, del Collegio Sindacale e della Società di revisione. Deliberazioni relative. Presentazione del bilancio consolidato al 31 dicembre 2025 comprensivo della Rendicontazione consolidata di sostenibilità relativa all'esercizio 2025.

FAVOREVOLI

Badge	Ragione Sociale	Proprio	Delega	Totale
**D	XTRACKERS MSCI EUROZONE HEDGED EQUITY ETF	0	68.224	68.224
**D	XTRACKERS MSCI ALL WORLD EX US HEDGED EQUITY ETF	0	56.487	56.487
**D	FRANKLIN TEMPLETON ETF TRUST - FRANKLIN INTERNATIONAL CORE DIVIDEND TILT INDEX ETF	0	1.944.740	1.944.740
**D	FRANKLIN INTERNATIONAL EQUITY FUND	0	238.016	238.016
**D	FRANKLIN TEMPLETON ICADV	0	4.438	4.438
**D	XTRACKERS MSCI EAFE ESG LEADERS EQUITY ETF	0	49.146	49.146
**D	FRANKLIN TEMPLETON ETF TRUST FRANKLIN FTSE EUROZONE ETF	0	71.160	71.160
**D	XTRACKERS MSCI EUROPE HEDGED EQUITY ETF	0	432.021	432.021
**D	XTRACKERS MSCI KOKUSAI EQUITY ETF	0	75.125	75.125
**D	XTRACKERS MSCI EAFE HEDGED EQUITY ETF	0	3.229.884	3.229.884
**D	FRANKLIN INTERNATIONAL EQUITY INDEX ETF	0	126.180	126.180
**D	FRANKLIN INTERNATIONAL LOW VOLATILITY HIGH DIVIDEND INDEX ETF	0	7.339.690	7.339.690
**D	XTRACKERS FTSE DEVELOPED EX US MULTIFACTOR ETF	0	3.950	3.950
**D	NEL PLAYER ANNUITY AND INSURANCE COMPANY	0	13.912	13.912
**D	THE COMMONWEALTH FUND	0	14.597	14.597
**D	PRINCIPAL FUNDS, INC. GLOBAL MULTI STRATEGY FUND	0	46.968	46.968
**D	INTERNATIONALE KAPITALANLAGEGESELLSCHAFT MBH ACTING FOR ACCOUNT OF ZFO AKTIEN EUROPA	0	301.000	301.000
**D	UNIVERSAL AEKSAAR MASTERFONDS	0	84.000	84.000
**D	PMPT-INKA-FONDS	0	257.747	257.747
**D	INTERNATIONALE KAPITALANLAGEGESELLSCHAFT MBH ACTING FOR ACCOUNT OF INKA PBEARK	0	87.146	87.146
**D	TOUCHSTONE ETF TRUST - TOUCHSTONE DYNAMIC INTERNATIONAL ETF	0	132.211	132.211
**D	UNIVERSAL-INVESTMENT-GESELLSCHAFT MBH ON BEHALF OF AEKSAAR-MASTERFONDS	0	24.000	24.000
**D	ONTARIO POWER GENERATION INC.	0	133.999	133.999
**D	ONTARIO POWER GENERATION INC. PENSION PLAN	0	97.384	97.384
**D	GLOBAL X SANDP CATHOLIC VALUES DEVELOPED EX-U.S. ETF	0	19.793	19.793
**D	THE NORTH CAROLINA SUPPLEMENTAL RETIREMENT PLANS GROUP TRUST	0	2.701.359	2.701.359
**D	STICHTING PENSIOENFONDS RAIL & OPENBAAR VERVOER	0	89.460	89.460
**D	INTERNATIONALE KAPITALANLAGEGESELLSCHAFT MBH ACTING FOR ACCOUNT OF BPT	0	63.092	63.092
**D	EMPLOYEES' RETIREMENT SYSTEM OF THE STATE OF HAWAII	0	11.883	11.883
**D	COMMONWEALTH OF PENNSYLVANIA TREASURY DEPARTMENT	0	87.318	87.318
**D	COMMONWEALTH OF PENNSYLVANIA PUBLIC SCHOOL EMPLOYEES' RETIREMENT SYSTEM	0	237.100	237.100
**D	STICHTING CZ FUND DEPOSITARY	0	104.984	104.984
**D	GLOBAL MANAGED VOLATILITY FUND	0	99.939	99.939
**D	INTERNATIONAL EQUITY FUND	0	86.750	86.750
**D	ABB PENSION FUND	0	74.922	74.922
**D	STICHTING PENSIOENFONDS RAIL AND OPENBAAR VERVOER	0	20.006	20.006
**D	COMMONWEALTH OF PENNSYLVANIA PUBLIC SCHOOL EMPLOYEES' RETIREMENT SYSTEM	0	123.061	123.061
**D	FIRST TRUST GLOBAL WIND ENERGY ETF	0	1.233.066	1.233.066
**D	FIRST TRUST GLOBAL FUNDS PLC	0	428.444	428.444
**D	FIDELITY CONCORD STREET TRUST: FIDELITY INTERNATIONAL INDEX FUND	0	24.510	24.510
**D	FIRST TRUST EUROZONE ALPHADEX UCITS ETF	0	30.278.468	30.278.468
**D	FIRST TRUST EUROZONE ALPHADEX ETF	0	27.996	27.996
**D	FIRST TRUST SANDP INTERNATIONAL DIVIDEND ARISTOCRATS ETF	0	26.649	26.649
**D	FIRST TRUST NASDAQ CLEAN EDGE SMART GRID INFRASTRUCTURE INDEX FUND	0	212.066	212.066
**D	FIDELITY SAI INTERNATIONAL INDEX FUND	0	3.414.830	3.414.830
**D	NN PARAPLUFONDS I N.V	0	3.292.407	3.292.407
**D	BOARD OF PENSIONS OF THE EVANGELICAL LUTHERAN CHURCH IN AMER	0	627.178	627.178
**D		0	168.260	168.260

ENEL S.p.A.

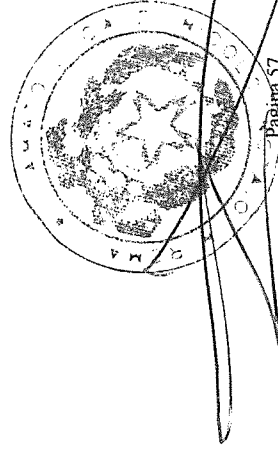
Assemblea Ordinaria del 12 maggio 2026

12 maggio 2026

## LISTA ESITO DELLA VOTAZIONE

**Oggetto: 1. Bilancio di esercizio al 31 dicembre 2025. Relazioni del Consiglio di Amministrazione, del Collegio Sindacale e della Società di revisione. Deliberazioni relative. Presentazione del bilancio consolidato al 31 dicembre 2025 comprensivo della Rendicontazione consolidata di sostenibilità relativa all'esercizio 2025. FAVOREVOLI**

Badge	Ragione Sociale	Proprio	Delega	Totale
**D	PUBLIC EMPLOYEES RETIREMENT ASSOCIATION OF NEW MEXICO	0	555.044	555.044
**D	COUNTY EMPLOYEES ANNUITY AND BENEFIT FUND OF COOK COUNTY	0	302.464	302.464
**D	3M EMPLOYEE RETIREMENT INCOME PLAN TRUST	0	54.553	54.553
**D	WINDWISE MSCI EAFE INDEX NON-LENDING	0	174.786	174.786
**D	CNTRL PNSON FND INTRNTNL UNION	0	536.546	536.546
**D	PENN SERIES DEVELOPED INTERNATIONAL INDEX FUND	0	36.911	36.911
**D	ENERGY INSURANCE MUTUAL LIMITED	0	38.787	38.787
**D	MANVILLE PERSONAL INJURY SETTLEMENT TRUST	0	20.834	20.834
**D	DWS INVESTMENT GMBH ON BEHALF OF DEAM-FONDS ZAT 1	0	42.275	42.275
**D	UDS TOTAL RETURN	0	10.000	10.000
**D	DWS INVESTMENT GMBH ON BEHALF OF DWS-FONDS AVD 2	0	18.256	18.256
**D	DWS INVESTMENT GMBH ON BEHALF OF DWS-FONDS BPT	0	1.662.930	1.662.930
**D	DWS INVESTMENT GMBH ON BEHALF OF DWS-FONDS ZDV EVO	0	11.943	11.943
**D	DWS INVESTMENT GMBH ON BEHALF OF DEAM-FONDS SPEZIAL 20	0	56.587	56.587
**D	DEUTSCHE DCG EQ	0	80.000	80.000
**D	DWS INVESTMENT GMBH ON BEHALF OF DWS-FONDS PKN 2	0	22.906	22.906
**D	DWS INVESTMENT GMBH ON BEHALF OF DWS-FONDS RPK 1	0	810.000	810.000
**D	ODDO BHF ASSET MANAGEMENT GMBH WEGEN FT-GOE-FONDS	0	68.839	68.839
**D	DWS INVESTMENT GMBH ON BEHALF OF DEAM-FONDS SPEZIAL 18	0	7.800	7.800
**D	MACKENZIE GLOBAL WOMEN'S LEADERSHIP ETF	0	268.810	268.810
**D	MACKENZIE GLOBAL WOMEN'S LEADERSHIP FUND	0	1.695	1.695
**D	MACKENZIE GQE GLOBAL EQUITY ETF	0	11.011	11.011
**D	MAN SYSTEMATIC GLOBAL CORE EQUITIES (DELAWARE) LLC	0	306.787	306.787
**D	SHERIFFS PENSION AND RELIEF FUND	0	73.822	73.822
**D	MACKENZIE GLOBAL LOW VOLATILITY EQUITY FUND	0	19.692	19.692
**D	MACK EAFE EQUITY FOOL	0	368.147	368.147
**D	MACKENZIE GLOBAL INFRASTRUCTURE INDEX ETF	0	243.014	243.014
**D	MAN FUNDS PLC	0	90.823	90.823
**D	MACKENZIE GLOBAL EQUITY FUND	0	70.947	70.947
**D	MACKENZIE QUANTITATIVE WORLD LARGE CAP FUND	0	2.905.504	2.905.504
**D	MACKENZIE WORLD LOW VOLATILITY ETF	0	3.294	3.294
**D	MACKENZIE INTERNATIONAL EQUITY INDEX ETF	0	216.622	216.622
**D	MURRAY INTERNATIONAL TRUST	0	392.020	392.020
**D	BOC-PRUDENTIAL EUROPEAN EQUITY FUND	0	5.830.000	5.830.000
**D	BOC-PRUDENTIAL EUROPEAN INDEX FUND	0	61.306	61.306
**D	BOCHK GLOBAL EQUITY FUND	0	508.766	508.766
**D	BELFIUS INSURANCE NV	0	37.543	37.543
**D	BELFIUS PENSION FUND HIGH EQUITIES	0	1.175.507	1.175.507
**D	BELFIUS SUSTAINABLE	0	1.723.878	1.723.878
**D	CANDRIAM BUSINESS EQUITIES	0	1.159.182	1.159.182
**D	BELFIUS PENSION FUND BALANCED PLUS	0	434.576	434.576
**D	BELFIUS EQUITIES	0	826.189	826.189
**D	STAR FUND	0	189.651	189.651
**D	BELFIUS PENSION FUND LOW EQUITIES	0	3.511.055	3.511.055
**D	BOC-PRUDENTIAL GLOBAL EQUITY FUND	0	194.780	194.780
**D	NBI SMARTDATA INTERNATIONAL EQUITY FUND	0	91.717	91.717
**D	NBI INTERNATIONAL EQUITY INDEX FUND	0	536.418	536.418
**D		0	39.859	39.859



Pagina 57

Azionisti in delega: 4.448

## LISTA ESITO DELLA VOTAZIONE

Oggetto: 1. Bilancio di esercizio al 31 dicembre 2025. Relazioni del Consiglio di Amministrazione, del Collegio Sindacale e della Società di revisione. Deliberazioni relative. Presentazione del bilancio consolidato al 31 dicembre 2025 comprensivo della Rendicontazione consolidata di sostenibilità relativa all'esercizio 2025. FAVOREVOLI

Badge	Ragione Sociale	Proprio	Delega	Totale
**D	PZENA INVESTMENT MANAGEMENT LLC	0	5.969	5.969
**D	THE AMA DUNN FOUNDATION	0	1.564	1.564
**D	CHIMERA ASSETS LLC	0	216	216
**D	AMERICAN FRIENDS OF THE HEBREW UNIVERSITY, INC	0	14.982	14.982
**D	BERKELEY TRUST	0	615	615
**D	THE CHERYL D DUFFIELD TRUST	0	4.591	4.591
**D	VALUEQUEST PARTNERS LLC EUROPEAN FOCUSED VALUE	0	12.280	12.280
**D	CHRISTENSEN-PIERRET COMMUNITY PROPERTY TRUST	0	5.239	5.239
**D	VALUEQUEST PARTNERS, LLC -GLOBAL	0	42.828	42.828
**D	THE DAVID A DUFFIELD TRUST	0	36.550	36.550
**D	PNC BANK NA AS TRUSTEE U/A/D 1/18/10 FOR THE SISTERS OF THE THIRD ORDER OF ST. FRANCIS EMPLOYEES PENSION - CAUSEWAY 47.151	0	0	47.151
**D	PNC BANK NA AS CUSTODIAN UNDER AGREEMENT DATED 07/22/02 FOR OSF HEALTHCARE SYST CAUSEWAY	0	152.716	152.716
**D	ROSEDENE LLC	0	20.490	20.490
**D	NPF TECHNOLOGIES APS	0	17.053	17.053
**D	SPRING 625	0	125.012	125.012
**D	SKARDON F. BAKER REVOCABLE TRUST	0	1.973	1.973
**D	FOOLIQ EHF	0	5.973	5.973
**D	CM GRAT LLC	0	5.399	5.399
**D	FRANCIS FAMILY FUND APS	0	44.072	44.072
**D	PNC BANK AS CUSTODIAN FOR PUBLIC SCHOOL RETIREMENT SYSTEM OF THE CITY OF ST LOUIS UNDER CUSTODY AGREEMENT DATED	0	41.724	41.724
**D	BAILEY RONALD	0	1	1
**D	MIROSLAV IONUT	0	1	1
**D	CONRAD FRANK	0	46	46
**D	BALLIE GIFFORD MONTHLY INCOME FUND	0	665.264	665.264
**D	ADVANCED SERIES TRUST- AST PRESERVATION ASSET ALLOCATION PORTFOLIO	0	51.196	51.196
**D	PRUDENTIAL INVESTMENT PORTFOLIOS 9 - PGIM ABSOLUTE RETURN BOND FUND	0	81.021	81.021
**D	PRUDENTIAL GLOBAL TOTAL RETURN FUND, INC. - PGIM GLOBAL TOTAL RETURN FUND	0	246.055	246.055
**D	THE PRUDENTIAL SERIES FUND - PSF PGIM 50/50 BALANCED PORTFOLIO	0	19.388	19.388
**D	PGIM QMA INTERNATIONAL DEVELOPED MARKETS INDEX FUND	0	18.404	18.404
**D	THE PRUDENTIAL SERIES FUND PSF GLOBAL PORTFOLIO	0	30.551	30.551
**D	ADVANCED SERIES TRUST - AST PRUDENTIAL GROWTH ALLOCATION PORTFOLIO	0	1.146.063	1.146.063
**D	PUBLIC EMPLOYEES' RETIREMENT	0	60.100	60.100
**D	ADVANCED SERIES TRUST - AST ACADEMIC STRATEGIES ASSET ALLOCATION PORTFOLIO	0	140.117	140.117
**D	ADVANCED SERIES TRUST- AST CAPITAL GROWTH ASSET ALLOCATION PORTFOLIO	0	538.167	538.167
**D	ADVANCED SERIES TRUST - AST ADVANCED STRATEGIES PORTFOLIO	0	322.473	322.473
**D	ADVANCED SERIES TRUST - AST QUANTITATIVE MODELING PORTFOLIO	0	29.756	29.756
**D	THE PRUDENTIAL SERIES FUND - PSF PGIM FLEXIBLE MANAGED PORTFOLIO	0	33.803	33.803
**D	ADVANCED SERIES TRUST - AST INTERNATIONAL GROWTH PORTFOLIO	0	599.108	599.108
**D	ADVANCED SERIES TRUST- AST BALANCED ASSET ALLOCATION PORTFOLIO	0	809.655	809.655
**D	SOUTH DAKOTA RETIREMENT SYSTEM	0	210.899	210.899
**D	ADVANCED SERIES TRUST - AST PRESERVATION ASSET ALLOCATION PRFFL	0	32.041	32.041
**D	GOLDMAN SACHS ETF TRUST - GOLDMAN SACHS ACTIVEBETA WORLD LOW VOL PLUS EQUITY ETF	0	113.288	113.288
**D	AST BALANCED ASSET ALLOCATION PORTFOLIO	0	479.374	479.374
**D	GREAT-WEST INTERNATIONAL INDEX FUND	0	1.278.194	1.278.194
**D	THE CANADA LIFE ASSURANCE COMPANY	0	142.135	142.135
**D	GOLDMAN SACHS ETF ICAV	0	287.853	287.853
**D	ADVANCED SERIES TRUST - AST INTERNATIONAL EQUITY PORTFOLIO	0	469.939	469.939

ENEL S.p.A.

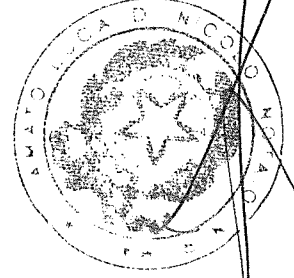
12 maggio 2026

Assemblea Ordinaria del 12 maggio 2026

## LISTA ESITO DELLA VOTAZIONE

Oggetto: **1. Bilancio di esercizio al 31 dicembre 2025. Relazioni del Consiglio di Amministrazione, del Collegio Sindacale e della Società di revisione. Deliberazioni relative. Presentazione del bilancio consolidato al 31 dicembre 2025 comprensivo della Rendicontazione consolidata di sostenibilità relativa all'esercizio 2025.**  
**FAVOREVOLI**

Badge	Ragione Sociale	Proprio	Delega	Totale
**D	ISLE OF MAN GOVERNMENT-TREASURY	0	99.720	99.720
**D	WISDOMTREE ISSUER ICAV	0	651.215	651.215
**D	GOLDMAN SACHS VARIABLE INSURANCE TRUST - GOLDMAN SACHS INTERNATIONAL EQUITY	0	42.745	42.745
**D	STICHTING DEPOSITARY APG DEVELOPED MARKETS EQUITY POOL	0	1.132.638	1.132.638
**D	ADVANCED SERIES TRUST-AST AGGRESSIVE ASSET ALLCTION PORTFOLIO	0	302.779	302.779
**D	AVANTIS CIBC INTERNATIONAL EQUITY ETF	0	12.918	12.918
**D	KODAK RETIREMENT INCOME PLAN 343 ST	0	440.489	440.489
**D	MULTI-ADVISOR FUNDS GLOBAL SUSTAINABLE INFRASTRUCTURE FUND	0	75.795	75.795
**D	STICHTING PENSIOENFONDS VOOR DE WONINGCORPORATIES	0	195.245	195.245
**D	THE UNIVERSITY COURT OF THE UNIVERSITY OF GLASGOW	0	77.452	77.452
**D	STICHTING DEPOSITARY APG DEVELOPED EQUITIES RI INDEX POOL	0	556.489	556.489
**D	GOLDMAN SACHS ETF TRUST - GOLDMAN SACHS ACTIVE BETA EUROPE EQUITY ETF	0	56.316	56.316
**D	THE ESB PENSION FUND	0	60.767	60.767
**D	PUBLIC EMPLOYEES' RETIREMENT SYSTEM OF MISSISSIPPI	0	975.023	975.023
**D	STICHTING PENSIOENFONDS ABP (NETHERLANDS)	0	10.084.758	10.084.758
**D	GOLDMAN SACHS ETF TRUST - GOLDMAN SACHS ACTIVE BETA INTERNATIONAL EQUITY ETF	0	1.361.295	1.361.295
**D	NON-US EQUITY MANAGERS: PORTFOLIO 4 OFFSHORE MASTER L.P.	0	91.768	91.768
**D	ADVANCED SERIES TRUST - AST MULTI-ASSET DIVERSIFIED PLUS PORTFOLIO	0	95.277	95.277
**D	ADVANCED SERIES TRUST - AST MULTI-ASSET DIVERSIFIED PORTFOLIO	0	208.901	208.901
**D	GOLDMAN SACHS ETF TRUST -GOLDMAN SACHS MARKETBETA INTERNATIONAL EQUITY ETF	0	367.901	367.901
**D	EUROPE EX UK EQUITIES	0	290.666	290.666
**D	GREAT-WEST CORE STRATEGIES - INTERNATIONAL EQUITY FUND	0	210.938	210.938
**D	GOLDMAN SACHS TRUST - GOLDMAN SACHS INTERNATIONAL EQUITY INCOME FUND	0	8.167.761	8.167.761
**D	JAMES B HAWKES 2012 REVOCABLE TR	0	18.256	18.256
**D	HAWKES FAMILY LLC	0	5.904	5.904
**D	RGP GLOBAL SECTOR FUND	0	125.680	125.680
**D	RGP GLOBAL INFRASTRUCTURE FUND	0	32.100	32.100
**D	BANK OF AMERICA	0	4.891.340	4.891.340
**D	FLORIDA RETIREMENT SYSTEM	0	8.397.231	8.397.231
**D	CI INTERNATIONAL ALL CAP EQUITY FUND	0	11.447	11.447
**D	CI GLOBAL DIVIDEND FUND	0	1.325.815	1.325.815
**D	CI SELECT GLOBAL EQUITY FUND	0	473.478	473.478
**D	CI INTERNATIONAL EQUITY GROWTH PRIVATE POOL	0	7.743	7.743
**D	CI GLOBAL DIVIDEND OPPORTUNITIES FUND	0	919.650	919.650
**D	INTERNATIONAL EQUITY GROWTH POOL	0	676.833	676.833
**D	CI GLOBAL INCOME AND GROWTH FUND	0	5.207.077	5.207.077
**D	CI CANADIAN ASSET ALLOCATION FUND	0	3.442	3.442
**D	CI GLOBAL SUSTAINABLE INFRASTRUCTURE FUND	0	17.601	17.601
**D	CI SELECT INTERNATIONAL EQUITY MANAGED FUND	0	73.417	73.417
**D	PUBLIC EMPLOYEES RETIREMENT SYSTEM OF OHIO	0	712.837	712.837
**D	PENSION PLANS MASTER TRUST FOR ALCOA USA CORPORATION	0	14.634	14.634
**D	ALCOA FOUNDATION	0	13.542	13.542
**D	IQ CBRE REAL ASSETS ETF	0	6.804	6.804
**D	ROBERT & PAMELA LARSON LIVING TRUST	0	6.054	6.054
**D	AMUNDI AUSTRIA	0	69.392	69.392
**D	EQUI-DEVELOPPEMENT DURABLE	0	105.000	105.000
**D	ALLOCATION PATRIMONIALE BY DNC	0	45.000	45.000
**D	SG ERS AMUNDI ACTIONS EUROPE	0	152.762	152.762



Pagina 59

Azionisti in delega: 4.448

LISTA ESITO DELLA VOTAZIONE

Oggetto: 1. Bilancio di esercizio al 31 dicembre 2025. Relazioni del Consiglio di Amministrazione, del Collegio Sindacale e della Società di revisione. Deliberazioni relative. Presentazione del bilancio consolidato al 31 dicembre 2025 comprensivo della Rendicontazione consolidata di sostenibilità relativa all'esercizio 2025. FAVOREVOLI

Badge	Ragione Sociale	Proprio	Delega	Totale
**D	GENERALI INVEST CEE GLOBAL EXP	0	74.020	74.020
**D	ANDROS	0	28.988	28.988
**D	STAUBLI 80 20 - SZG	0	5.634	5.634
**D	STAUBLI 50 50 - SZG	0	10.268	10.268
**D	SG DIVERSIFIE ISR	0	223.875	223.875
**D	SG ACTIONS INTERNATIONALES ISR	0	400.446	400.446
**D	ES OFI INVEST ESG ACTIONS SOLI	0	207.830	207.830
**D	SOECAP PROTECTED EQUITIES	0	464.426	464.426
**D	FCP FONDATION MEDERIC ALZHEIME	0	15.937	15.937
**D	ICF PLACEMENT	0	6.795	6.795
**D	SILVER AMUNDI EUROPE EQUITY CO	0	76.510	76.510
**D	SILVER INVESCO EURO EQUITY	0	434.393	434.393
**D	AIM EQUITY EUROPE CANTONS	0	242.519	242.519
**D	ALZ AIR FRANCE POCHE ACT EUR	0	35.099	35.099
**D	ALLIANZ IARD MULTI-ASSETS CORE	0	559.539	559.539
**D	MEDERIC ALZHEIMER ACTION	0	25.839	25.839
**D	ALLIANZ HOSPITALIERS VALEURS	0	500.000	500.000
**D	MUTUELLE DE POITIERS	0	2.104	2.104
**D	FASSON	0	407	407
**D	SG BLACKROCK ACTIONS EURO	0	538.208	538.208
**D	OFI INVEST ESG ACTIONS SOLIDAI	0	442.035	442.035
**D	OFI INVEST ESG DYNAMIQUE EURO	0	421.070	421.070
**D	OFI INVEST EUROPE	0	11.128	11.128
**D	AFER ACTIONS EURO	0	2.370.344	2.370.344
**D	OFI INVEST PATRIMOINE	0	62.872	62.872
**D	AFER ACTIONS MONDE	0	300.000	300.000
**D	OFI INVEST DIVERSIFIE	0	9.035	9.035
**D	OFI INVEST MARCHES EMERGENTS	0	4.066	4.066
**D	OFI INVEST DYNAMIQUE MONDE M	0	1.474.394	1.474.394
**D	AFER MARCHES EMERGENTS	0	40.808	40.808
**D	OFI INVEST ACTIONS EURO	0	5.906.211	5.906.211
**D	OFI INVEST PERFORMANCE	0	20.824	20.824
**D	OFI INVEST PATRIMOINE MONDE M	0	94.092	94.092
**D	OFI INVEST ISR CROISSANCE RESP	0	49.221	49.221
**D	OFI INVEST EQUILIBRE MONDE M	0	771.929	771.929
**D	AFER DIVERSIFIE ISR	0	505.569	505.569
**D	AMUNDI LABEL ISR ACTIONS MONDE	0	123.238	123.238
**D	AMUNDI LABEL ISR ACTIONS EUROP	0	168.888	168.888
**D	AMUNDI MSCI WORLD EX USA SCREE	0	1.879	1.879
**D	MULTI UNITS FRANCE AMUNDI FTSE	0	8.045.371	8.045.371
**D	MULTI UNITS FRANCE AMUNDI MSCI	0	392.116	392.116
**D	MULTI UNITS FRANCE AMUNDI MSCI	0	8.028.646	8.028.646
**D	E.T.H.I.C.A.	0	241.338	241.338
**D	LYXOR INDEX FUND EURO	0	16.457	16.457
**D	SG ACTIONS EURO RENDEMENT ISR	0	381.270	381.270
**D	SG ACTIONS INTERNATIONALES	0	228.763	228.763
**D	SG ACTIONS ETATS-UNIS POCHE AC	0	160.326	160.326
**D	OFI INVEST ESG EQUITY CLIMATE	0	375.000	375.000



ENEL S.p.A.

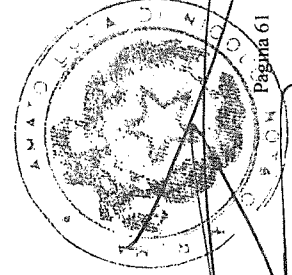
12 maggio 2026

Assemblea Ordinaria del 12 maggio 2026

## LISTA ESITO DELLA VOTAZIONE

**Oggetto: 1. Bilancio di esercizio al 31 dicembre 2025. Relazioni del Consiglio di Amministrazione, del Collegio Sindacale e della Società di revisione. Deliberazioni relative. Presentazione del bilancio consolidato al 31 dicembre 2025 comprensivo della Rendicontazione consolidata di sostenibilità relativa all'esercizio 2025. FAVOREVOLI**

Badge	Ragione Sociale	Proprio	Delega	Totale
**D	GLOBAL SICAV - OFI INVEST ESG	0	166.060	166.060
**D	SG DNCA ACTIONS EURO	0	85.851	85.851
**D	SG DNCA ACTIONS EURO CLIMAT IS	0	39.500	39.500
**D	MAAF ASSURANCES SA	0	844.148	844.148
**D	PROTEC BTP	0	12.760	12.760
**D	LE FINISTERE ASSURANCE	0	923	923
**D	ALLIANZ VIE	0	265.025	265.025
**D	MULTI UNITS LUXEMBOURG	0	1.328.684	1.328.684
**D	AMUNDI SOLUZIONI ITALIA P.S.O.	0	4.787	4.787
**D	ASB AXION SICAV BANCASTATO AZ	0	30.000	30.000
**D	ASB AXION SICAV BANCASTATO RED	0	20.000	20.000
**D	ASB AXION SICAV BANCASTATO BIL	0	40.000	40.000
**D	AMUNDI INVESTMENT FUNDS MULTI	0	54.749	54.749
**D	AMUNDI SOLUZIONI ITALIA - PROG	0	189.931	189.931
**D	AMUNDI SOLUZIONI ITALIA P.A.I.	0	167.885	167.885
**D	MULTI UNITS LUXEMBOURG AMUNDI	0	3.133.127	3.133.127
**D	SLF (LUX) EQUITY GLOBAL PROTEC	0	29.173	29.173
**D	SWISS LIFE FUNDS (LUX) EQUITY	0	229.978	229.978
**D	GLOBAL FUND OFI INVEST ESG S.	0	118.252	118.252
**D	CORE SERIES INVESCO PAN EUROP.	0	724.199	724.199
**D	SWISS LIFE INDEX FUNDS (LUX) E	0	996.931	996.931
**D	GLOBAL FUND-OFI INVEST BIODIVE	0	384.990	384.990
**D	EFFEFILUX SIC-AZIONARIO PICTET	0	82.922	82.922
**D	ASSET MANAGEMENT B.V. -PV10574	0	265.044	265.044
**D	OFI INVEST ACTIONS CROISSANCE	0	5.173	5.173
**D	AMUNDI SGR SPA / AMUNDI RISPARMIO ITALIA	0	227.038	227.038
**D	AMUNDI SGR SPA/AMUNDI SVILUPPO ATTIVO ITALIA	0	2.321.464	2.321.464
**D	AMUNDI SGR SPA/AMUNDI ELITE MULTI ASSET FLEXIBLE	0	29.553	29.553
**D	AMUNDI SGR SPA / AMUNDI BILANCIATO PIU'	0	30.428	30.428
**D	AMUNDI SGR SPA / AMUNDI AZIONARIO OPPORTUNITA' ORIENTE	0	11.980	11.980
**D	AMUNDI SGR SPA / AMUNDI AZIONARIO VALORE EUROPA A DISTRIBUZI	0	620.605	620.605
**D	SEI GLOBAL MASTER FUND PLC	0	86.412	86.412
**D	CHERRY TREE FUND A SERIES TRUS	0	129.571	129.571
**D	MORGAN STANLEY PATHWAY FUNDS	0	521.155	521.155
**D	SEI GLOBAL MASTER FUND PLC THE	0	199.880	199.880
**D	AB SICAV III DYNAMIC ALL MARKE	0	75.912	75.912
**D	KOKUSAI EQUITY INDEX FUND, A S	0	24.046	24.046
**D	MORGAN STANLEY PATHWAY FUNDS	0	133.663	133.663
**D	NORTHERN LIGHTS FUND TRUST IV	0	204.427	204.427
**D	CUSTODY BANK OF JAPAN, LTD. RE	0	31.039	31.039
**D	AB SICAV I EUROPEAN EQUITY POR	0	240.236	240.236
**D	DESTINATIONS EQUITY INCOME FUN	0	592.270	592.270
**D	BRIDGE BUILDER INTERNATIONAL E	0	197.273	197.273
**D	BRIDGE BUILDER INTERNATIONAL E	0	4.044.721	4.044.721
**D	INSPIRE INTERNATIONAL ETF	0	15.874.273	15.874.273
**D	ALLSPRING (LUX) WORLDWIDE FUND	0	214.943	214.943
**D	BLK MAGI FUND, A SERIES TRUST	0	994.270	994.270
**D		0	4.884	4.884



Pagina 61

Azionisti in delega. 4.448

ENEL S.p.A.

Assemblea Ordinaria del 12 maggio 2026

12 maggio 2026

LISTA ESITO DELLA VOTAZIONE

Oggetto: 1. Bilancio di esercizio al 31 dicembre 2025. Relazioni del Consiglio di Amministrazione, del Collegio Sindacale e della Società di revisione. Deliberazioni relative. Presentazione del bilancio consolidato al 31 dicembre 2025 comprensivo della Rendicontazione consolidata di sostenibilità relativa all'esercizio 2025. FAVOREVOLI

Badge	Ragione Sociale	Proprio	Delega	Totale
**D	AB SICAV I - SUSTAINABLE ALL M	0	20.212	20.212
**D	DESTINATIONS INTERNATIONAL EQU	0	797.980	797.980
**D	BRIDGE BUILDER TAX MANAGED	0	1.018.312	1.018.312
**D	SEGALL BRYANT HAMILL INTERNAT.	0	13.354	13.354
**D	THE NOMURA TRUST AND BANKING C	0	414.217	414.217
**D	DESTINATIONS REAL ASSETS FUND	0	84.670	84.670
**D	DESTINATIONS REAL ASSETS FUNDS	0	99.931	99.931
**D	REDWHEEL FUNDS	0	62.226	62.226
**D	BBR ALO FUND LLC	0	757.115	757.115
**D	GLOBA L (EX-U.S.) INCOME VALUE	0	391.750	391.750
**D	ZACKS QUALITY INTERNATIONAL ET	0	26.565	26.565
**D	PICTET AI ENHANCED INTERNATION	0	6.747	6.747
**D	RBC FUNDS (LUX)	0	13.942	13.942
**D	CANTOR FITZGERALD INFRASTRUCTU	0	400.000	400.000
**D	SEI ACADIAN GLOBAL MANAGED VOL	0	126.172	126.172
**D	NUVEEN GLOBAL INVESTORS FUND P	0	161.320	161.320
**D	ONEASCENT INTERNATIONAL EQUITY	0	655.768	655.768
**D	STOK ERIK	0	10	10
**D	E J SUNDERMEIJER BEHEER B V	0	2.000	2.000
**D	ALLAN STEPHEN	0	4.600	4.600
**D	SUNTERA TRUSTEES (JERSEY) LIMITED	0	5.100	5.100
**D	UBS (LUX) INSTITUTIONAL FUND - EQUITIES EUROPE (EX CH) PASSIVE II	0	2.982.744	2.982.744
**D	UBS (LUX) INSTITUTIONAL FUND - EQUITIES EUROPE (EX CH) PASSIVE I	0	1.241.585	1.241.585
**D	BANTLEON SELECT SICAV - BANTLEON SELECT INFRASTRUCTURE	0	309.995	309.995
**D	UBS FUND MANAGEMENT (LUXEMBOURG) SA	0	2.652.915	2.652.915
**D	MIGROS BANK (LUX) FONDS 30	0	11.948	11.948
**D	MIGROS BANK (LUX) FONDS 40 (EUR)	0	9.280	9.280
**D	MIGROS BANK (LUX) FONDS 50	0	20.849	20.849
**D	MIGROS BANK (LUX) FONDS INTERSTOCK	0	16.080	16.080
**D	LPF -TOP INVEST SUB-ACCOUNT JB	0	99.875	99.875
**D	UBS (LUX) SICAV 1	0	5.285	5.285
**D	UBS (LUX) EQUITY SICAV - EUROPEAN - HIGH DIVIDEND (EUR)	0	146.489	146.489
**D	UBS (LUX) EQUITY SICAV - GLOBAL HIGH DIVIDEND	0	942.426	942.426
**D	UBS (LUX) EQUITY SICAV GLOBAL INCOME SUSTAINABLE (USD)	0	975.186	975.186
**D	UBS (LUX) EQUITY SICAV - EURO COUNTRIES INCOME	0	2.848.616	2.848.616
**D	UBS (LUX) STRATEGY SICAV-SYSTEMATIC - ALLOCATION PF DEFENSIVE (USD)	0	4.625	4.625
**D	UBS (LUX) STRATEGY SICAV-SYSTEMATIC - ALLOCATION PF MEDIUM (USD)	0	23.853	23.853
**D	UBS (LUX) STRATEGY SICAV SAP DYNAMIC (USD)	0	9.538	9.538
**D	UBS (LUX) KEY SELECTION SICAV - SYSTEMATIC ALLOCAT PTF EQUITY (USD)	0	20.684	20.684
**D	BOS INTERNATIONAL FUND	0	90.040	90.040
**D	STRATEGY SICAV	0	31.320	31.320
**D	BCC INVESTMENT PARTNERS SICAV - J.P. MORGAN ACTIVE ASSET ALLOCATION	0	8.108	8.108
**D	CSS VERSICHERUNG AG	0	232.575	232.575
**D	BERNISCHE LEHRERVERSICHERUNGSKASSE	0	11.279.443	11.279.443
**D	UBS FUND MANAGEMENT (SWITZERLAND) AG.	0	714.978	714.978
**D	BERNISCHE PENSIONSKASSE (BPK)	0	34.716	34.716
**D	WEALINS SA	0	3.000	3.000
**D	KARRICK LIMITED	0		

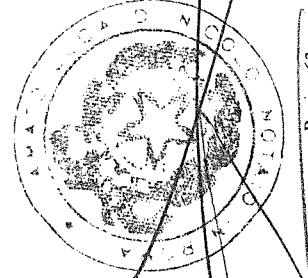
Azionisti in delega: 4.448

Pagina 62

## LISTA ESITO DELLA VOTAZIONE

Oggetto: **1. Bilancio di esercizio al 31 dicembre 2025. Relazioni del Consiglio di Amministrazione, del Collegio Sindacale e della Società di revisione. Deliberazioni relative. Presentazione del bilancio consolidato al 31 dicembre 2025 comprensivo della Rendicontazione consolidata di sostenibilità relativa all'esercizio 2025.**  
**FAVOREVOLI**

Badge	Ragione Sociale	Proprio	Delega	Totale
**D	MOBILIRE SUISSE SOCIÉTÉ D'ASSURANCES SUR LA VIE SA	0	93.000	93.000
**D	SCHWEIZERISCHE MOBILIAR VERSICHERUNGSGESELLSCHAFT AG	0	564.600	564.600
**D	PROTEKTA RECHTSCHUTZ-VERSICHERUNG AG	0	50.200	50.200
**D	SC, SWISSCAUTION SA	0	4.700	4.700
**D	FOUNDATION BOTNAR	0	358.424	358.424
**D	UBS FUND MANAGEMENT (SWITZERLAND) AG.	0	3.709	3.709
**D	UBS FUND MANAGEMENT (SWITZERLAND) AG -	0	127.314	127.314
**D	UBS FUND MANAGEMENT (SWITZERLAND) AG-	0	82.909	82.909
**D	MOBILIRE INVEST FUNDS - GLOBAL EQUITY (EX.CH)	0	673.200	673.200
**D	UBS FUND MANAGEMENT (SWITZERLAND) AG.	0	22.100	22.100
**D	UBS FUND MANAGEMENT (SWITZERLAND) AG.	0	1.018.094	1.018.094
**D	PENSIONSKASSE POST	0	1.109.567	1.109.567
**D	GMAS	0	59.064	59.064
**D	NORGES BANK	0	126.530.770	126.530.770
**D	ASSET MANAGEMENT EXCHANGE UCITS CCF	0	550.531	550.531
**D	STICHTING PENSIOENFONDS ING	0	16.408	16.408
**D	LEGAL & GENERAL CCF.	0	915.970	915.970
**D	BANK OF BOTSWANA.	0	5.713	5.713
**D	THE PUBLIC INSTITUTION FOR SOCIAL SECURITY	0	135.117	135.117
**D	THE PUBLIC INSTITUTION FOR SOCIAL SECURITY	0	72.777	72.777
**D	FUNDO SOBERANO DE ANGOLA.	0	604.095	604.095
**D	GENERAL ORGANISATION FOR SOCIAL INSURANCE.	0	1.895.957	1.895.957
**D	IADB STAFF RETIREMENT FUND	0	991.884	991.884
**D	INTERNATIONAL MONETARY FUND RETIRED STAFF BENEFITS INVESTMENT ACCOUNT	0	71.726	71.726
**D	WHEELS COMMON INVESTMENT FUND	0	75.336	75.336
**D	STICHTING BEDRIJFSPENSIOENFONDS VOOR DE DETAILHANDEL	0	33.425	33.425
**D	PREMIER MITON MULTI-ASSET GROWTH & INCOME FUND.	0	23.921	23.921
**D	WS FULCRUM DIVERSIFIED PRIVATE MARKETS (H) LTAF	0	2.581.125	2.581.125
**D	LEGAL & GENERAL DIVERSIFIED FUND	0	150.000	150.000
**D	PREMIER MITON CAUTIOUS MONTHLY INCOME FUND.	0	21.719	21.719
**D	WS FULCRUM DIVERSIFIED PRIVATE MARKETS LTAF	0	8.147	8.147
**D	PREMIER MITON DIVERSIFIED INCOME FUND	0	200.000	200.000
**D	PREMIER MITON DIVERSIFIED DYNAMIC GROWTH FUND	0	549	549
**D	PREMIER MITON DIVERSIFIED CAUTIOUS GROWTH FUND	0	11.144	11.144
**D	PREMIER MITON DIVERSIFIED BALANCED GROWTH FUND	0	20.052	20.052
**D	PREMIER MITON DIVERSIFIED GROWTH FUND	0	13.566	13.566
**D	TRUE POTENTIAL GOLDMAN SACHS INCOME BUILDER	0	27.791	27.791
**D	LEGAL & GENERAL GLOBAL EQUITY INDEX FUND	0	94.831	94.831
**D	LEGAL & GENERAL FUTURE WORLD GLOBAL MULTI-FACTOR ESG TILTED	0	620.948	620.948
**D	LEGAL & GENERAL FUTURE WORLD ESG TILTED AND OPTIMISED DEVELO	0	206.780	206.780
**D	LEGAL & GENERAL FUTURE WORLD ESG TILTED AND OPTIMISED EUROPE	0	11.265	11.265
**D	JUPITER RESPONSIBLE INCOME FUND..	0	206.464	206.464
**D	LEGAL AND GENERAL INTERNATIONAL INDEX TRUST	0	159.175	159.175
**D	LEGAL AND GENERAL EUROPEAN INDEX TRUST	0	353.063	353.063
**D	PREMIER MITON GLOBAL INFRASTRUCTURE INCOME FUND	0	842.886	842.886
**D	PREMIER MITON CAUTIOUS MULTI ASSET FUND.	0	3.835.344	3.835.344
**D		0	100.000	100.000
**D		0	150.000	150.000



LISTA ESITO DELLA VOTAZIONE

Oggetto: 1. Bilancio di esercizio al 31 dicembre 2025. Relazioni del Consiglio di Amministrazione, del Collegio Sindacale e della Società di revisione. Deliberazioni relative. Presentazione del bilancio consolidato al 31 dicembre 2025 comprensivo della Rendicontazione consolidata di sostenibilità relativa all'esercizio 2025. FAVOREVOLI

Badge	Ragione Sociale	Proprio	Delega	Totale
**D	PREMIER MITON DEFENSIVE MULTI ASSET FUND.	0	50.000	50.000
**D	L&G DEVELOPED WORLD QUALITY FACTOR INDEX FUND	0	1.003	1.003
**D	LEGAL & GENERAL FUTURE WORLD INFRASTRUCTURE INDEX FUND	0	61.448	61.448
**D	L&G DEVELOPED WORLD VALUE FACTOR INDEX FUND	0	6.050	6.050
**D	L&G DEVELOPED WORLD MOMENTUM FACTOR INDEX FUND	0	11.319	11.319
**D	7IM MODERATELY CAUTIOUS FUND	0	25.377	25.377
**D	7IM MODERATELY ADVENTUROUS FUND	0	46.127	46.127
**D	7IM ADVENTUROUS FUND	0	21.448	21.448
**D	7IM BALANCED FUND	0	40.130	40.130
**D	PRESCIENT FUND SERVICES IRELAND LIMITED ACTING IN ITS CAPACI	0	187.608	187.608
**D	PERMANENT FUND INVESTMENTS LLC	0	6.244	6.244
**D	POLAR CAPITAL FUND PLC	0	543.418	543.418
**D	PZENA VALUE FUNDS PLC.	0	1.796.501	1.796.501
**D	MONDRIAN FUNDS PLC	0	91.776	91.776
**D	NORTHERN TRUST INVESTMENT FUNDS PUBLIC LIMITED COMPANY	0	2.709	2.709
**D	GQG GLOBAL UCITS ICAV.	0	5.554.812	5.554.812
**D	OSMOSJS ICAV	0	243.502	243.502
**D	LEGAL & GENERAL ICAV.	0	404.145	404.145
**D	MONTLAK ORIEL UCITS PLATFORM ICAV	0	7.788	7.788
**D	STATE STREET GLOBAL ADVISORS GROSS ROLL UP UNIT TRUST	0	44.536	44.536
**D	TRIUM UCITS PLATFORM PLC	0	213	213
**D	BARCLAYS MULTI-MANAGER FUND PLC	0	212.488	212.488
**D	BARINGS INTERNATIONAL UMBRELLA FUND	0	2.128	2.128
**D	SANLAM UNIVERSAL FUNDS PLC	0	107.715	107.715
**D	SANLAM UNIVERSAL FUNDS PLC	0	653.252	653.252
**D	VERDIPAPIRFONDET KLP AKSJEGLOBAL FLERFAKTOR.	0	1.387.089	1.387.089
**D	SCHLUMBERGER INTERNATIONAL STAFF RETIREMENT FUND FCP-SIF	0	189.866	189.866
**D	VERDIPAPIRFONDET KLP AKSJEUROPA INDEKS.	0	711.682	711.682
**D	VERDIPAPIRFONDET KLP AKSJEUROPA INDEKS X1	0	2.846.887	2.846.887
**D	VERDIPAPIRFONDET KLP AKSJE GLOBAL INDEKS	0	116.906	116.906
**D	PUBLIC SECTOR PENSION INVESTMENT BOARD.	0	6.719.237	6.719.237
**D	SPARTAN GROUP TRUST FOR EMPLOYEE BENEFIT PLANS.	0	13.339.636	13.339.636
**D	NEBRASKA PUBLIC EMPLOYEES RETIREMENT SYSTEMS	0	1.526.336	1.526.336
**D	USAA GENERAL INDENNITY COMPANY	0	34.961	34.961
**D	USAA CASUALTY INSURANCE COMPANY	0	18.119	18.119
**D	CG TPT AUTHORISED CONTRACTUAL SCHEME	0	56.118	56.118
**D	NORTHERN TRUST UCITS FGR FUND	0	15.214	15.214
**D	TRINITY HEALTH CORPORATION	0	2.592.424	2.592.424
**D	SALT RIVER PIMA-MARICOPA INDIAN COMMUNITY	0	698.602	698.602
**D	1199SEIU HEALTH CARE EMPLOYEES PENSION FUND	0	99.848	99.848
**D	NORTHERN TRUST COMMON EAFE INDEX FUND - LENDING	0	1.201.330	1.201.330
**D	NORTHERN TRUST COMMON ALL COUNTRY WORLD INDEX (ACWI) EX-US F	0	391.698	391.698
**D	CSAA INSURANCE EXCHANGE	0	508.724	508.724
**D	DELAWARE PUBLIC EMPLOYEES' RETIREMENT SYSTEM	0	49.529	49.529
**D	EMPLOYEES RETIREMENT FUND OF THE CITY OF DALLAS.	0	1.185.405	1.185.405
**D	GLOBAL DEVELOPED MARKET PASSIVE EQUITY FUND	0	23.160	23.160
**D	NEW IRELAND ASSURANCE COMPANY PLC	0	40.605	40.605
**D		0	1.481.093	1.481.093

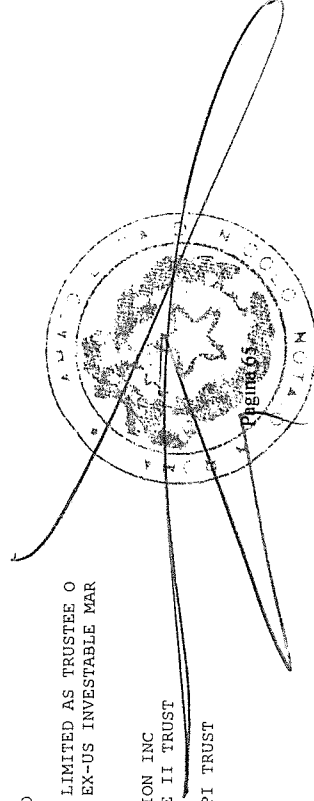


## LISTA ESITO DELLA VOTAZIONE

Oggetto: **1. Bilancio di esercizio al 31 dicembre 2025. Relazioni del Consiglio di Amministrazione, del Collegio Sindacale e della Società di revisione. Deliberazioni relative. Presentazione del bilancio consolidato al 31 dicembre 2025 comprensivo della Rendicontazione consolidata di sostenibilità relativa all'esercizio 2025.**  
**FAVOREVOLI**

Badge	Ragione Sociale	Proprio	Delega	Totale
**D	STICHTING PME PENSIOENFONDS	0	1.112.099	1.112.099
**D	PUBLIC EMPLOYEES RETIREMENT ASSOCIATION OF COLORADO	0	5.771.480	5.771.480
**D	FUTURE FUND BOARD OF GUARDIANS FOR AND ON BEHALF OF THE MEDI.	0	465.779	465.779
**D	MRF INVESTMENT COMPANY NO. 2 PTY LTD.	0	265.780	265.780
**D	FUTURE FUND BOARD OF GUARDIANS FOR AND ON BEHALF OF FUTURE F	0	4.495.094	4.495.094
**D	NORTHERN TRUST UCITS COMMON CONTRACTUAL FUND	0	4.092.860	4.092.860
**D	UNITED NATIONS RELIEF AND WORKS AGENCY FOR PALESTINE REFUGEE	0	133.684	133.684
**D	THE TRUSTEES OF THE HENRY SMITH CHARITY.	0	25.182	25.182
**D	THOMAS L. WALTON FAMILY TRUST UAD 03/1 9/13	0	144.504	144.504
**D	WORKERS' COMPENSATION REINSURANCE ASSOCIATION	0	119.313	119.313
**D	FIDELITY INVESTMENTS CHARITABLE GIFT FUND DTD 8/18/2009	0	128.002	128.002
**D	STOLLER FOUNDATION	0	18.296	18.296
**D	SRW 2009 FRIENDS AND FAMILY CONTINUATION TRUST	0	16.105	16.105
**D	SNOWFINCH FOUNDATION	0	61.277	61.277
**D	EXELON CORPORATION EMPLOYEES' BENEFIT TRUST FOR UNION EMPLOYEES	0	19.562	19.562
**D	PEPCO HOLDINGS INC. VEBBA TRUST	0	14.943	14.943
**D	PEPCO HOLDINGS INC. VEBBA TRUST	0	41.036	41.036
**D	EXELON CORPORATION EMPLOYEES BENEFIT TRUST FOR MANAGEMENT EM	0	4.020	4.020
**D	ALIGHT SOLUTIONS LLC 401(K) PLAN TRUST	0	592.312	592.312
**D	MUSEUM OF CONTEMPORARY ART	0	1.112.400	1.112.400
**D	MORGAN STANLEY 401K PLAN.	0	1.176.946	1.176.946
**D	IALUMBERA HOLDING TRUST	0	31.302	31.302
**D	NTGI-QM COMMON DAILY EAFE	0	19.523	19.523
**D	JTW TRUST NO. 3 UAD 9/19/02.	0	785	785
**D	THE KING'S COLLEGE OF OUR LADY AND SAINT NICHOLAS IN CAMBRID	0	16.445	16.445
**D	GUY'S AND ST THOMAS' FOUNDATION	0	1.975	1.975
**D	CONSUMERS ENERGY COMPANY NON-UNION WELFARE BENEFIT TRUST TO PROVIDE FOR RETIREE HEALTH CARE AND	0	17.635	17.635
**D	DORIS DUKE CHARITABLE FOUNDATION INC	0	64.581	64.581
**D	RETIREMENT PLAN FOR CHICAGO TRANSIT AUTHORITY EMPLOYEES.	0	12.082	12.082
**D	GANNETT RETIREMENT PLAN MASTER TRUST GANNETT RETIREMENT PLAN MASTER TRUST	0	61.277	61.277
**D	JOSHUA GREEN CORPORATION	0	4.955	4.955
**D	GREENFINCH FOUNDATION	0	7.013	7.013
**D	THE DYSON FOUNDATION.	0	73.479	73.479
**D	DUKE ENERGY CORPORATION MASTER RETIREMENT TRUST	0	3.559	3.559
**D	ACORN 1998 TRUST.	0	14.612	14.612
**D	ENVIRONMENT FUND	0	39.356	39.356
**D	ESSENTIA HEALTH	0	6.778	6.778
**D	CONSTELLATION FITZPATRICK QUALIFIED FUND	0	18.795	18.795
**D	NATIONAL CATHOLIC INVESTMENT TRUST	0	54.503	54.503
**D	NATWEST TRUSTEE AND DEPOSITARY SERVICES LIMITED AS TRUSTEE O	0	286.431	286.431
**D	NORTHERN TRUST COMMON ALL COUNTRY WORLD EX-US INVESTABLE MAR	0	104.376	104.376
**D	PIVOTAL PHILANTHROPIES FOUNDATION	0	61.277	61.277
**D	ROSEFINCH FOUNDATION	0	18.607	18.607
**D	THE PETER AND CARMEN LUCHA BUCK FOUNDATION INC	0	27.451	27.451
**D	S. ROBSON WALTON 2009 GRAT NO. 4 ARTICLE II TRUST	0	11.602	11.602
**D	CHARLES C. GATES TRUST OF 6/30/1941	0	7.651	7.651
**D	COMBUSTION ENGINEERING 524(G) ASBESTOS PI TRUST	0		

Azionisti in delega: 4.448



ENEL S.p.A.

Assemblea Ordinaria del 12 maggio 2026

12 maggio 2026

## LISTA ESITO DELLA VOTAZIONE

Oggetto: 1. Bilancio di esercizio al 31 dicembre 2025. Relazioni del Consiglio di Amministrazione, del Collegio Sindacale e della Società di revisione. Deliberazioni relative. Presentazione del bilancio consolidato al 31 dicembre 2025 comprensivo della Rendicontazione consolidata di sostenibilità relativa all'esercizio 2025. FAVOREVOLI

Badge	Ragione Sociale	Proprio	Delega	Totale
**D	BELLSOUTH TELECOMMUNICATIONS INC. TRUST UNDER EXECUTIVE BENE	0	3.617	3.617
**D	CASEY FAMILY PROGRAMS	0	6.190	6.190
**D	BARROW HANLEY INTERNATIONAL VALUE FUND	0	16.808	16.808
**D	THE ANNENBERG FOUNDATION.	0	21.197	21.197
**D	ARVEST FOUNDATION	0	3.071	3.071
**D	THE HARTFORD ROMAN CATHOLIC DIOCESAN CORPORATION RETIREMENT	0	277	277
**D	THE AVI CHAI FOUNDATION.	0	19.030	19.030
**D	THE ARCHDIOCESE OF HARTFORD INVESTMENT TRUST	0	7.903	7.903
**D	ALW 2010 FAMILY TRUST.	0	507.717	507.717
**D	WATERSEdge ADVISORS	0	1.014	1.014
**D	UNITED SERVICES AUTOMOBILE ASSOCIATION	0	63.374	63.374
**D	HONG KONG SPECIAL ADMINISTRATIVE REGION GOVERNMENT EXCHANGE	0	3.864.780	3.864.780
**D	HONG KONG BAPTIST UNIVERSITY	0	169.047	169.047
**D	HOSPITAL AUTHORITY PROVIDENT FUND SCHEME	0	440.596	440.596
**D	GQG PARTNERS INTERNATIONAL EQUITY FUND-GQG PARTNERS SERIES L..	0	11.969.458	11.969.458
**D	GQG PARTNERS INTERNATIONAL SELECT QUALITY EQUITY FUND - GQG	0	20.233	20.233
**D	GQG PARTNERS GLOBAL EQUITY FUND - GQG PARTNERS SERIES LLC.	0	5.144.318	5.144.318
**D	FOURTH AVENUE INVESTMENT COMPANY LIMITED PARTNERSHIP	0	44.768	44.768
**D	FIDDLER PARTNERS LLC	0	3.119	3.119
**D	EVA VALLEY MAJ LLC	0	14.599	14.599
**D	BRUSH STREET GLOBAL EQUITY FUND LLC	0	100.064	100.064
**D	FUNDO DE PENSORS	0	88.112	88.112
**D	DYNASTY INVEST LTD	0	30.909	30.909
**D	DEI LP EQUITY (PASSIVE	0	11.494	11.494
**D	DELFINCO LP	0	47.720	47.720
**D	DILLON MARKETABLE SECURITIES COMMON TRUST FUND.	0	36.646	36.646
**D	INTERNATIONAL EXPATRIATE BENEFIT MASTER TRUST	0	36.960	36.960
**D	CS PORTFOLIO LLC	0	189.920	189.920
**D	RDM LIQUID LLC..	0	146.024	146.024
**D	OMEGA FFIP LIMITED PARTNERSHIP	0	33.136	33.136
**D	PINK CALI LLC	0	9.426	9.426
**D	PRO-GEN INVESTMENTS LLC	0	26.269	26.269
**D	OVERSTORY CAPITAL LLC	0	48.205	48.205
**D	MONDRIAN INTERNATIONAL EQUITY VALUE FUND L.P	0	312.682	312.682
**D	MONDRIAN GLOBAL EQUITY ESG FUND L.P.	0	54.970	54.970
**D	RTFIP LP.	0	107.468	107.468
**D	FCM INTERNATIONAL LLC	0	45.226	45.226
**D	PECO ENERGY COMPANY RETIREE LIFE INSURANCE TRUST	0	2.097	2.097
**D	AVALON PORTFOLIO II LLC	0	10.223	10.223
**D	801 INVESTMENTS LLC	0	28.095	28.095
**D	INTERNATIONAL EQUITY FUND LLC	0	89.232	89.232
**D	METIS EQUITY TRUST	0	710.170	710.170
**D	MONDRIAN INTERNATIONAL EQUITY ESG FUND L.P	0	227.597	227.597
**D	MONDRIAN GLOBAL ALL COUNTRIES WORLD EQUITY FUND LP.	0	587.348	587.348
**D	MACKENZIE GLOBAL ENVIRONMENTAL EQUITY MASTER FUND (CATMAN) L	0	696.750	696.750
**D	MF INTERNATIONAL FUND LLC	0	27.944	27.944
**D	LAKE AVENUE INVESTMENTS LLC	0	292.740	292.740
**D	LEGAL & GENERAL MSCI EAFE FUND LLC	0	802.365	802.365

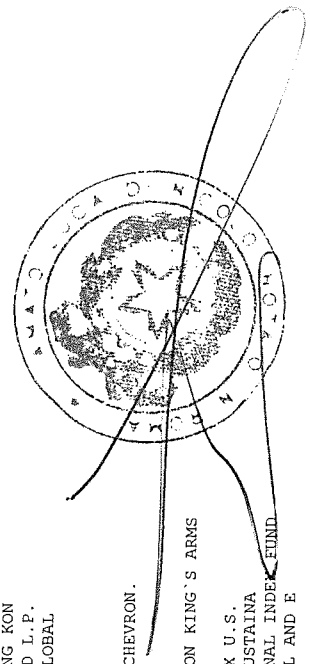
Azionisti in delega: 4.448

Pagina 66

LISTA ESITO DELLA VOTAZIONE

**Oggetto: 1. Bilancio di esercizio al 31 dicembre 2025. Relazioni del Consiglio di Amministrazione, del Collegio Sindacale e della Società di revisione. Deliberazioni relative. Presentazione del bilancio consolidato al 31 dicembre 2025 comprensivo della Rendicontazione consolidata di sostenibilità relativa all'esercizio 2025. FAVOREVOLI**

Badge	Ragione Sociale	Proprio	Delega	Totale
**D	THYSSEN GLOBAL INVESTMENTS LLC	0	34.596	34.596
**D	RUM CAY LP	0	14.494	14.494
**D	SALIX LLC	0	265.352	265.352
**D	SENTINEL INTERNATIONAL TRUST	0	79.545	79.545
**D	SENTINEL INTERNATIONAL FUND	0	12.074	12.074
**D	STRATEGIC INVESTMENT MANAGEMENT LLC	0	19.835	19.835
**D	SLW PORTFOLIO LLC	0	29.252	29.252
**D	GLOBAL EQUITY SERIES OF SALT CREEK INVESTMENTS LLC	0	34.279	34.279
**D	MFC INTERNATIONAL FUND LLC	0	17.284	17.284
**D	CAUSEWAY MULTI-FUND LLC-INTERNATIONAL VALUE INSTITUTIONAL SE	0	1.010.360	1.010.360
**D	GLOBAL BOND FUND LLC WAYCROSSE INC	0	168.321	168.321
**D	LONGVIEW INTERNATIONAL VALUE EQUITY VEBA FUND	0	30.930	30.930
**D	AMMINISTRAZIONE DEL PATRIMONIO DELLA SEDE APOSTOLICA	0	49.400	49.400
**D	BUILDERS ASSET MANAGEMENT WATER LLC	0	849.732	849.732
**D	CC&L Q WORLD EX-USA EQUITY EXTENSION MASTER FUND LTD.	0	1.248.842	1.248.842
**D	CC&L Q INTERNATIONAL EQUITY FUND LP	0	59.638	59.638
**D	THE BUNTING FAMILY VI SOCIALLY RESPONSIBLE LIMITED LIABILITY	0	84.457	84.457
**D	BEAR CREEK INVESTMENT LLC	0	35.638	35.638
**D	CAUSEWAY MULTI-FUND LLC - INTERNATIONAL OPPORTUNITIES EQUITY	0	36.450	36.450
**D	ASCENSION ALPHA FUND LLC	0	106.831	106.831
**D	LEGAL & GENERAL DEVELOPED MULTI-FACTOR SL FUND LLC	0	509.656	509.656
**D	MBB PUBLIC MARKETS I LLC	0	16.749	16.749
**D	PZENA INTERNATIONAL EX-US FOCUSED VALUE FUND DST A SERIES O	0	443.598	443.598
**D	LEGAL & GENERAL MSCI EAFE SL FUND LLC	0	12.664	12.664
**D	HAWTHORN DM LLC	0	378.940	378.940
**D	PROVIDENCE ST. JOSEPH HEALTH LONG TERM PORTFOLIO	0	170.400	170.400
**D	HAWTHORN EQ LLC	0	25.239	25.239
**D	GOVERNMENT OF GUAM RETIREMENT FUND	0	345.857	345.857
**D	FOOD AND AGRICULTURE ORGANIZATION OF THE UNITED NATIONS	0	144.612	144.612
**D	INTERNATIONAL MONETARY FUND STAFF RETIREMENT PLAN	0	31.154	31.154
**D	INTERNATIONAL GLOBAL EQUITY FUND L.P	0	4.030.637	4.030.637
**D	MONDRIAN ALL COUNTRIES WORLD EX-US EX-CHINA AND EX-HONG KON	0	332.442	332.442
**D	MONDRIAN INTERNATIONAL EQUITY VALUE OPPORTUNITIES FUND L.P.	0	708.864	708.864
**D	MONDRIAN ALL COUNTRIES WORLD EX-US EQUITY FUND L.P. GLOBAL	0	4.472.179	4.472.179
**D	Ngee ANN POLYTECHNIC	0	539.279	539.279
**D	NATIONAL COUNCIL FOR SOCIAL SECURITY FUND PRC	0	6.569	6.569
**D	NATIONAL COUNCIL FOR SOCIAL SECURITY FUND PRC	0	2.964.894	2.964.894
**D	CHEVRON UK PENSION TRUSTEE LIMITED AS TRUSTEE OF THE CHEVRON.	0	812.908	812.908
**D	TESCO PLC PENSION SCHEME	0	17.280	17.280
**D	MINWORKERS' PENSION SCHEME	0	5.456	5.456
**D	SUPERANNUATION ARRANGEMENTS OF THE UNIVERSITY OF LONDON KING'S ARMS	0	680.033	680.033
**D	MINWORKERS' PENSION SCHEME	0	164.044	164.044
**D	FIDELITY SALEM STREET TRUST: FIDELITY SERIES GLOBAL EX U.S.	0	371.350	371.350
**D	FIDELITY SALEM STREET TRUST: FIDELITY INTERNATIONAL SUSTAINA	0	15.442.043	15.442.043
**D	FIDELITY SALEM STREET TRUST: FIDELITY FLEX INTERNATIONAL INDE	0	339.450	339.450
**D	THE TRUSTEES OF THE LABOURERS' PENSION FUND OF CENTRAL AND E	0	795.644	795.644
**D		0	31.244	31.244



## LISTA ESITO DELLA VOTAZIONE


Oggetto: **1. Bilancio di esercizio al 31 dicembre 2025. Relazioni del Consiglio di Amministrazione, del Collegio Sindacale e della Società di revisione. Deliberazioni relative. Presentazione del bilancio consolidato al 31 dicembre 2025 comprensivo della Rendicontazione consolidata di sostenibilità relativa all'esercizio 2025.**  
**FAVOREVOLI**

Badge	Ragione Sociale	Proprio	Delega	Totale
**D	EVOVEST GLOBAL EQUITY FUND II L.P.	0	12.295	12.295
**D	NUNAVUT TRUST	0	39.930	39.930
**D	RED LIFE REINSURANCE LIMITED	0	6.405	6.405
**D	POLICEMEN'S ANNUITY AND BENEFIT FUND OF CHICAGO	0	207.175	207.175
**D	GUARDIANS OF NEW ZEALAND SUPERANNUATION	0	1.587.331	1.587.331
**D	STATE UNIVERSITIES RETIREMENT SYSTEM	0	1.131.662	1.131.662
**D	QIC INTERNATIONAL EQUITIES FUND.	0	416.848	416.848
**D	GOVERNMENT EMPLOYEES SUPERANNUATION BOARD.	0	281.660	281.660
**D	GOVERNMENT EMPLOYEES SUPERANNUATION BOARD.	0	480.024	480.024
**D	MERCER OSS TRUST	0	359.416	359.416
**D	QIC LISTED EQUITIES FUND	0	1.980.119	1.980.119
**D	MERCER PASSIVE INTERNATIONAL SHARES FUND	0	619.226	619.226
**D	MINDEROO FOUNDATION LIMITED ATO THE MINDEROO FOUNDATION TRUS	0	70.918	70.918
**D	COMMONWEALTH SUPERANNUATION CORPORATION AS TRUSTEE FOR ARIA	0	1.463.002	1.463.002
**D	WSSP INTERNATIONAL EQUITIES TRUST	0	2.855.370	2.855.370
**D	AUSTRALIAN CAPITAL TERRITORY	0	191.682	191.682
**D	LEGALSUPER.	0	79.607	79.607
**D	MERCER PASSIVE SUSTAINABLE INTERNATIONAL SHARES FUND	0	4.847	4.847
**D	NT WORLD GREEN TRANSITION INDEX FUND	0	13.046	13.046
**D	GENERATION LIFE LIMITED	0	3.725	3.725
**D	IAGAM GLOBAL EQUITY TRUST.	0	71.553	71.553
**D	QGG PARTNERS GLOBAL EQUITY FUND	0	3.378.429	3.378.429
**D	RQI GLOBAL DIVERSIFIED ALPHA FUND	0	20.328	20.328
**D	INTERNATIONAL EQUITIES PASSIVE B UNIT TRUST	0	13.112	13.112
**D	INTERNATIONAL EQUITIES B UNIT TRUST	0	46.400	46.400
**D	SUPERANNUATION FUNDS MANAGEMENT CORPORATION OF SOUTH AUSTRAL	0	289.951	289.951
**D	PZENA GLOBAL FOCUSED VALUE FUND	0	706.597	706.597
**D	EQUIPSUPER	0	133.386	133.386
**D	EQUIPSUPER	0	8.371	8.371
**D	BUILDERS VISION FOUNDATION	0	778.033	778.033
**D	CHRISTINA E SUDIN 2016 TRUST UAD FEB 8 1991.	0	23.092	23.092
**D	THE UNITE PENSION SCHEME	0	36.318	36.318
**D	UTAH STATE RETIREMENT SYSTEMS	0	1.098.309	1.098.309
**D	HRW TESTAMENTARY TRUST NO. 1	0	36.872	36.872
**D	HRW TESTAMENTARY TRUST NO. 3	0	19.837	19.837
**D	HRW TRUST NO. 2 UAD 01/17/03	0	69.675	69.675
**D	MOBIUS LIFE LIMITED.	0	167.558	167.558
**D	HRW TESTAMENTARY TRUST NO. 10.	0	1	1
**D	HRW TRUST NO. 1 UAD 01/17/03	0	71.701	71.701
**D	QGG PARTNERS INTERNATIONAL EQUITY CIT	0	14.131.285	14.131.285
**D	GQG PARTNERS GLOBAL EQUITY CIT	0	3.230.787	3.230.787
**D	HRW TESTAMENTARY TRUST NO. 11.	0	40.943	40.943
**D	LACM ACWI EX-US EQUITY CIT	0	20.753	20.753
**D	HRW TRUST NO. 3 UAD 01/17/03	0	39.490	39.490
**D	HRW TESTAMENTARY TRUST NO. 12.	0	57.343	57.343
**D	HRW TESTAMENTARY TRUST NO. 5	0	32.649	32.649
**D	HRW TRUST NO. 4 UAD 01/17/03	0	33.778	33.778
**D	HRW TESTAMENTARY TRUST NO. 7.	0	49.028	49.028

## LISTA ESITO DELLA VOTAZIONE

**Oggetto: 1. Bilancio di esercizio al 31 dicembre 2025. Relazioni del Consiglio di Amministrazione, del Collegio Sindacale e della Società di revisione. Deliberazioni relative. Presentazione del bilancio consolidato al 31 dicembre 2025 comprensivo della Rendicontazione consolidata di sostenibilità relativa all'esercizio 2025. FAVOREVOLI**

Badge	Ragione Sociale	Proprio	Delega	Totale
**D	HRW TESTAMENTARY TRUST NO. 2	0	32.139	32.139
**D	HRW TESTAMENTARY TRUST NO. 8.	0	26.066	26.066
**D	HRW TESTAMENTARY TRUST NO. 9.	0	24.298	24.298
**D	HRW TESTAMENTARY TRUST NO. 6	0	10.029	10.029
**D	LAZARD ACW EX-US DIVERSIFIED ADVANTAGE CIT.	0	27.739	27.739
**D	HRW TESTAMENTARY TRUST NO. 4.	0	32.492	32.492
**D	STEUART L. WALTON FAMILY TRUST UAD 03/19/13	0	132.963	132.963
**D	RUTGERS THE STATE UNIVERSITY	0	81.688	81.688
**D	NATIONAL RAILROAD RETIREMENT INVESTMENT TRUST	0	1.164.858	1.164.858
**D	NATIONAL RAILROAD RETIREMENT INVESTMENT TRUST	0	332.957	332.957
**D	1693 PARTNERS FUND	0	117.819	117.819
**D	THE MOTOROLA PENSION SCHEME.	0	35.166	35.166
**D	THE HEALTH FOUNDATION.	0	29.956	29.956
**D	HERTFORDSHIRE COUNTY COUNCIL AS ADMINISTERING AUTHORITY OF T	0	13.089	13.089
**D	STATE OF IDAHO ENDOWMENT FUND INVESTMENT BOARD	0	116.689	116.689
**D	IBM PERSONAL PENSION PLAN TRUST	0	280.767	280.767
**D	THE MEDICAL AND DENTAL DEFENCE UNION OF SCOTLAND.	0	25.741	25.741
**D	MICHIGAN CATHOLIC CONFERENCE MASTER PENSION TRUST	0	132.877	132.877
**D	JTW TRUST NO. 5 UAD 9/19/02.	0	17.853	17.853
**D	JTW TRUST NO. 2 UAD 9/19/02.	0	51.517	51.517
**D	JTW TRUST NO. 4 UAD 9/19/02.	0	17.775	17.775
**D	JTW TRUST NO. 1 UAD 9/19/02.	0	25.713	25.713
**D	JOHN T. WALTON FAMILY TRUST	0	871.272	871.272
**D	ZURICH FINANCIAL SERVICES UK PENSION TRUSTEE LIMITED	0	194.338	194.338
**D	ZURICH INSURANCE COMPANY UK BRANCH.	0	105.088	105.088
**D	IMPACTASSETS INC.	0	20.946	20.946
**D	PFIZER INC. MASTER TRUST	0	141.631	141.631
**D	PRESBYTERIAN CHURCH (USA) FOUNDATION	0	93.568	93.568
**D	PLEIADES TRUST	0	23.250	23.250
**D	NTCC COLLECTIVE FUNDS FOR EMPLOYEE BENEFIT TRUSTS	0	381.058	381.058
**D	PROVIDENCE HEALTH & SERVICES AND SWEDISH HEALTH SERVICES MAS	0	37.824	37.824
**D	NORTHERN TRUST INVESTMENTS COLLECTIVE FUNDS TRUST	0	13.488.769	13.488.769
**D	NATIONAL PHILANTHROPIC TRUST	0	443.523	443.523
**D	MONDRIAN INVESTMENT GROUP (US) INC.	0	533	533
**D	NORTHAMPTONSHIRE PENSION FUND	0	26.830	26.830
**D	NOVANT HEALTH INC.	0	34.424	34.424
**D	FORD MOTOR COMPANY DEFINED BENEFIT MASTER TRUST..	0	94.446	94.446
**D	FIREFIGHTERS RETIREMENT SYSTEM	0	55.061	55.061
**D	CONSTELLATION PEACH BOTTOM UNIT 1 QUALIFIED FUND.	0	1.974	1.974
**D	EAST SUSSEX PENSION FUND	0	187.165	187.165
**D	CONSTELLATION DEFINED CONTRIBUTION RETIREMENT PLAN TRUST	0	37.652	37.652
**D	CONSTELLATION PENSION MASTER TRUST	0	50.473	50.473
**D	DREW M ANDRADE 2016 TR UAD FEB 8 1991.	0	7.375	7.375
**D	HALLIBURTON COMPANY EMPLOYEE BENEFIT MASTER TRUST	0	176.343	176.343
**D	CHRISTIE M. NAIFY 2016 TRUST UAD FEB 8 1991	0	12.329	12.329
**D	CLINTON NUCLEAR POWER PLANT QUALIFIED FUND.	0	16.691	16.691
**D	CATERPILLAR INC. GROUP INSURANCE PLAN TRUST..	0	22.261	22.261
**D	CYSTIC FIBROSIS FOUNDATION	0	60.269	60.269



LISTA ESITO DELLA VOTAZIONE

Oggetto: 1. Bilancio di esercizio al 31 dicembre 2025. Relazioni del Consiglio di Amministrazione, del Collegio Sindacale e della Società di revisione. Deliberazioni relative. Presentazione del bilancio consolidato al 31 dicembre 2025 comprensivo della Rendicontazione consolidata di sostenibilità relativa all'esercizio 2025. FAVOREVOLI

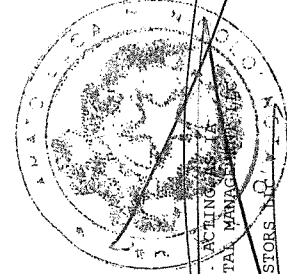
Badge	Ragione Sociale	Proprio	Delega	Totale
**D	EMPLOYEES' RETIREMENT PLAN OF THE DIOCESE OF ARLINGTON MASTE	0	52.320	52.320
**D	THE BOEING COMPANY EMPLOYEE SAVINGS PLANS MASTER TRUST	0	241.537	241.537
**D	BT PENSION SCHEME.	0	1.958.429	1.958.429
**D	CONNOR CLARK & IURN COLLECTIVE INVESTMENT TRUST	0	468.705	468.705
**D	CATERPILLAR INC. MASTER RETIREMENT TRUST	0	280.178	280.178
**D	CATERPILLAR INC. MASTER RETIREMENT TRUST	0	383.249	383.249
**D	CAMBRIDGESHIRE COUNTY COUNCIL PENSION FUND	0	129.067	129.067
**D	CATERPILLAR INVESTMENT TRUST.	0	473.392	473.392
**D	CATERPILLAR INVESTMENT TRUST.	0	638.411	638.411
**D	THE BOEING COMPANY EMPLOYEE SAVINGS PLANS MASTER TRUST	0	66.636	66.636
**D	GUIDESTONE FUNDS INTERNATIONAL EQUITY FUND	0	250.473	250.473
**D	ALUMBRA INNOVATIONS FOUNDATION	0	32.755	32.755
**D	ADVOCATE HEALTH AND HOSPITALS CORPORATION ..	0	169.479	169.479
**D	COAL STAFF SUPERANNUATION SCHEME TRUSTEES LIMITED	0	646.291	646.291
**D	CHEVRON MASTER PENSION TRUST	0	240.067	240.067
**D	THE NORTHERN TRUST COMPANY SUB-ADVISED COLLECTIVE FUNDS TRUS	0	410.840	410.840
**D	NORTHERN FUNDS INTERNATIONAL GROWTH EQUITY FUND.	0	83.933	83.933
**D	CITY OF PHILADELPHIA PUBLIC EMPLOYEES RETIREMENT SYSTEM.	0	587.478	587.478
**D	THE COCA-COLA COMPANY MASTER RETIREMENT TRUST.	0	171.333	171.333
**D	MUNICIPAL EMPLOYEES ANNUITY AND BENEFIT FUND OF CHICAGO	0	47.948	47.948
**D	FRESNO COUNTY EMPLOYEES' RETIREMENT ASSOCIATION.	0	613.163	613.163
**D	FIREMEN'S ANNUITY AND BENEFIT FUND OF CHICAGO	0	54.161	54.161
**D	THE GENERAL PENSION AND SOCIAL SECURITY AUTHORITY	0	973.813	973.813
**D	THE GENERAL PENSION AND SOCIAL SECURITY AUTHORITY	0	160.823	160.823
**D	GUIDESTONE FUNDS INTERNATIONAL EQUITY INDEX FUND.	0	710.480	710.480
**D	1199 SEIU GREATER NEW YORK PENSION FUND	0	171.902	171.902
**D	NORTHERN FUNDS - INTERNATIONAL EQUITY INDEX FUND	0	2.353.443	2.353.443
**D	OHIO POLICE AND FIRE PENSION FUND	0	396.009	396.009
**D	NORTHERN WORLD SELECTION INDEX FUND	0	378.856	378.856
**D	THE REPRESENTATIVE CHURCH BODY	0	228.475	228.475
**D	ACTIVE M INTERNATIONAL EQUITY FUND	0	197.778	197.778
**D	THE PEOPLE'S PENSION SCHEME	0	8.035.068	8.035.068
**D	THE BOARD OF THE PENSION PROTECTION FUND RENAISSANCE	0	141.813	141.813
**D	PROVIDENCE HEALTH & SERVICES CASH BALANCE RETIREMENT PLAN TR.	0	35.129	35.129
**D	OKLAHOMA PUBLIC EMPLOYEES RETIREMENT SYSTEM..	0	1.280.639	1.280.639
**D	THE PENSION BOARDS-UNITED CHURCH OF CHRIST INC.	0	58.413	58.413
**D	ILLINOIS MUNICIPAL RETIREMENT FUND	0	2.390.689	2.390.689
**D	ILLINOIS MUNICIPAL RETIREMENT FUND	0	49.202	49.202
**D	CITY OF LOS ANGELES FIRE AND POLICE PENSION PLAN	0	970.422	970.422
**D	LOS ANGELES CITY EMPLOYEES' RETIREMENT SYSTEM.	0	1.536.462	1.536.462
**D	1199SEIU HOME CARE EMPLOYEES PENSION FUND	0	74.798	74.798
**D	NORTHERN MULTI MANAGER GLOBAL LISTED INFRASTRUCTURE FUND	0	285.294	285.294
**D	ASCENSION HEALTHCARE MASTER PENSION TRUST	0	203.650	203.650
**D	SAN MATEO COUNTY EMPLOYEES' RETIREMENT ASSOCIATION	0	499.985	499.985
**D	STATE OF UTAH SCHOOL AND INSTITUTIONAL TRUST FUNDS TRUST FUNDS	0	54.654	54.654
**D	SCHLUMBERGER GROUP TRUST AGREEMENT	0	21.593	21.593
**D	WYOMING RETIREMENT SYSTEM	0	16.838	16.838
**D	CITY OF TALLAHASSEE	0	187.309	187.309



## LISTA ESITO DELLA VOTAZIONE

Oggetto: 1. Bilancio di esercizio al 31 dicembre 2025. Relazioni del Consiglio di Amministrazione, del Collegio Sindacale e della Società di revisione. Deliberazioni relative. Presentazione del bilancio consolidato al 31 dicembre 2025 comprensivo della Rendicontazione consolidata di sostenibilità relativa all'esercizio 2025. FAVOREVOLI

Badge	Ragione Sociale	Proprio	Delega	Totale
**D	CITY OF TALLAHASSEE	0	181.777	181.777
**D	SUTTER HEALTH	0	85.952	85.952
**D	COAL STAFF SUPPERANNUATION SCHEME TRUSTEES LIMITED	0	129.918	129.918
**D	LORO INVESTMENTS INC.	0	71.308	71.308
**D	WITTINGTON ASSET MANAGEMENT LIMITED	0	129.131	129.131
**D	RUSSELL WGGW INVESTMENTS LIMITED	0	2.944	2.944
**D	ORCA NATIONAL INVESTMENTS INC.	0	71.356	71.356
**D	FORD MOTOR COMPANY OF CANADA LIMITED PENSION TRUST	0	12.033	12.033
**D	NAV CANADA PENSION PLAN.	0	18.992	18.992
**D	HEALTHCARE OF ONTARIO PENSION PLAN TRUST FUND	0	95.325	95.325
**D	MICHELIN NORTH AMERICA (CANADA) INC. MASTER TRUST	0	2.959	2.959
**D	FIRST SENTIER INVESTORS GLOBAL UMBRELLA FUND PLC	0	99.038	99.038
**D	BLACKROCK AUTHORISED CONTRACTUAL SCHEME I	0	23.111.122	23.111.122
**D	BRITISH COLUMBIA INVESTMENT MANAGEMENT CORPORATION.	0	11.691	11.691
**D	LONDON LGPS CIV AUTHORIZED CONTRACTUAL SCHEME.	0	468.198	468.198
**D	STATE TEACHERS RETIREMENT SYSTEM OF OHIO	0	67.404	67.404
**D	BANCO NACIONAL DE PANAMA ACTING AS TRUSTEE OF THE FIDEICOMISO DE FOND O DE AHORRO DE PANAMA	0	4.388.746	4.388.746
**D	ASSET MANAGEMENT EXCHANGE CCF	0	1.422.116	1.422.116
**D	LGPS CENTRAL AUTHORIZED CONTRACTUAL SCHEME..	0	1.893.600	1.893.600
**D	UBS COMMON CONTRACTUAL FUND	0	104.254	104.254
**D	THE GREATER MANCHESTER PENSION FUND	0	3.562.024	3.562.024
**D	THE WS ACCESS POOL AUTHORIZED CONTRACTUAL SCHEME	0	47.922	47.922
**D	THE WS ACCESS POOL AUTHORIZED CONTRACTUAL SCHEME	0	215.581	215.581
**D	THE WS ACCESS POOL AUTHORIZED CONTRACTUAL SCHEME	0	719.828	719.828
**D	THE WS ACCESS POOL AUTHORIZED CONTRACTUAL SCHEME	0	583.410	583.410
**D	BLACKROCK UCITS CCF	0	749.110	749.110
**D	BLACKROCK COMMON CONTRACTUAL FUNDS	0	2.250.000	2.250.000
**D	WEST YORKSHIRE PENSION FUND	0	330.088	330.088
**D	MERSEYSIDE PENSION FUND	0	1.712.990	1.712.990
**D	KOMMUNAL LANDSPENSJONSKASSE GJENSIDIG FORSIKRINGSSELSKAP	0	54.464	54.464
**D	STICHTING INSTITUUT GAK	0	1.203.229	1.203.229
**D	ELO MUTUAL PENSION INSURANCE COMPANY ELO MUTUAL PENSION INSURANCE COMPANY	0	613.307	613.307
**D	DELA NATURA- EN LEVENSVZERKERINGEN N.V.	0	145.796	145.796
**D	UNIVEST.	0	232.985	232.985
**D	STICHTING HEINEKEN PENSIOENFONDS.	0	250.342	250.342
**D	STICHTING BEDRIJFSTAKPENSIOENFONDS VOOR VLEESWAREN G	0	909.039	909.039
**D	STICHTING BEDRIJFSTAKPENSIOENFONDS VOOR HET SCHOONMAAK EN GL.	0	165.855	165.855
**D	STICHTING PENSIOENFONDS SAGITTARIUS	0	4.464	4.464
**D	STICHTING PENSIOENFONDS VERVOER	0	1.850.546	1.850.546
**D	FJARDE AP-FONDEN.	0	161.975	161.975
**D	STICHTING PENSIOENFONDS OPENBARE BIBLIOTHEKEN	0	2.976.072	2.976.072
**D	TREDJE AP-FONDEN	0	27.323	27.323
**D	BOSTON PARTNERS GLOBAL INVESTORS INC.	0	150.138	150.138
**D	GRAHAM MACRO STRATEGIC LTD. C/O GRAHAM CAPITAL MANAGEMENT L.P.	0	1	1
**D	ATLAS MACRO MASTER FUND LTD C/O BALYASNY ASSET MANAGEMENT L.P.	0	414.462	414.462
**D	AOR GLOBAL STOCK SELECTION OFFSHORE FUND II L.P. C/O AOR CAPITAL MANAGEMENT	0	19.203	19.203
**D	RPAQ 2015 FUND LP	0	717.223	717.223
**D	MAN NUMERIC ALTERNATIVE RISK PREMIA EQUITIES C/O NUMERIC INVESTORS L.P.	0	385	385
**D	ALMEA 2 SEGREGATED PORT CO ALMEA 2 SFC - SEGREGATED PORTFOLIO	0		



LISTA ESITO DELLA VOTAZIONE

Oggetto: 1. Bilancio di esercizio al 31 dicembre 2025. Relazioni del Consiglio di Amministrazione, del Collegio Sindacale e della Società di revisione. Deliberazioni relative. Presentazione del bilancio consolidato al 31 dicembre 2025 comprensivo della Rendicontazione consolidata di sostenibilità relativa all'esercizio 2025. FAVOREVOLI

Badge	Ragione Sociale	Proprio	Delega	Totale
**D	D. E. SHAW ALL COUNTRY GLOBAL VALUE ACTIVE PORTFOLIOS L.L.C	0	869	869
**D	HBK MASTER FUND LPBK MASTER FUND LP PORTFOLIO MARGIN ACCOUNT C/O HBK SERVICES LLC	0	3.137	3.137
**D	AQR TAX ADVANTAGED GLOBAL EQUITY MARKET NEUTRAL FUND L.P. PM ACCOUNT C/O AQR MANAGEMENT LLC	0	3.192	3.192
**D	ACADIAN GLOBAL DEVELOPED EQUITY DYNAMIC EXTENSION MASTER FUND	0	884	884
**D	ACADIAN GLOBAL ALL-COUNTRY EX-CHINA EQUITY DYNAMIC EXTENSION MASTER FUND	0	152	152
**D	BRIDGEWATER PURE ALPHA STERLING FUND LTD..	0	11.198	11.198
**D	AQR EQUITY MARKET NEUTRAL GLOBAL VALUE FUND L.P.	0	2.368	2.368
**D	AQR DELPHI LONG-SHORT EQUITY MASTER ACCOUNT L.P. PORTFOLIO MARGIN ACCT	0	15.385	15.385
**D	AQR TAX-AWARE DELPHI LONG SHORT EQUITY FUND LLC	0	42.476	42.476
**D	ACADIAN ALL-COUNTRY WORLD EX-U.S. EQUITY DYNAMIC EXTENSION MASTER FUND	0	46.495	46.495
**D	MAN NUMERIC INTERNATIONAL ALPHA (US) LP	0	1.312.600	1.312.600
**D	AQR TAX AWARE TOTAL RETURN FUND LLC	0	575.615	575.615
**D	NUSVAR SA	0	1.200	1.200
**D	MAN NUMERIC ALTERNATIVE RISK PREMIA QUALITY	0	941	941
**D	JOHN HANCOCK DISCIPLINED VALUE INTERNATIONAL FUND	0	8.992.231	8.992.231
**D	PRIME SUPER PTY LTD	0	595.835	595.835
**D	AZIMUT LIFE DAC	0	618.756	618.756
**D	4D GLOBAL INFRA FUND	0	434.065	434.065
**D	FIDELITY IECFUTL	0	2.049.666	2.049.666
**D	COLONIAL FIRST STATE FUND 96	0	44.283	44.283
**D	JOHN HANCOCK VARIABLE INSURANCE TRUST DISCIPLINE VALUE INTER	0	511.666	511.666
**D	JOHN HANCOCK VARIABLE INSURANCE TRUST INTERNATIONAL EQUITY INDEX TRUST.	0	290.019	290.019
**D	ITALY STOCK FUND	0	99.700	99.700
**D	MUTUAL FUND LOCALTAPIOLA EUROPE CLIMATE INDEX	0	484.016	484.016
**D	THE MASTER TRUST BANK OF JAPAN LTD. AS TRUSTEE OF GREEN TEC.	0	81.454	81.454
**D	PRUDENTIAL ASSURANCE COMPANY SINGAPORE (PTE) LTD	0	1.009.669	1.009.669
**D	DIMENSIONAL INTERNATIONAL HIGH PROFITABILITY ETF OF DIMENSI	0	4.748.725	4.748.725
**D	DIMENSIONAL INTERNATIONAL CORE EQUITY 2 ETF OF DIMENSIONAL E	0	2.140.174	2.140.174
**D	COLONIAL FIRST STATE INVESTMENT FUND 121	0	764.657	764.657
**D	SCHWAB INTERNATIONAL INDEX FUND	0	5.239.964	5.239.964
**D	SUN LIFE ASSET MANAGEMENT INTERNATIONAL EQUITY INDEX FUND	0	1.737.561	1.737.561
**D	SCHWAB FUNDAMENTAL INTERNATIONAL EQUITY INDEX FUND	0	355.040	355.040
**D	4D GLOBAL INFRASTRUCTURE FUNDS - SUN LIFE AM GLOBAL LOW CAR	0	476.060	476.060
**D	COLONIAL FIRST STATE INVESTMENT FUND 130	0	661.781	661.781
**D	COLONIAL FIRST STATE INVESTMENT FUND 50..	0	149.209	149.209
**D	COLONIAL FIRST STATE WHOLESALE INDEXED GLOBAL SHARE FUND..	0	408.988	408.988
**D	BETASHARES GLOBAL SHARES ETF	0	253.836	253.836
**D	ABRDN SICAV I - WORLD EQUITY ENHANCED INDEX FUND	0	31.881	31.881
**D	ABRDN SICAV I - EUROPEAN EQUITY ENHANCED INDEX FUND	0	155.900	155.900
**D	ABRDN SICAV I	0	51.300	51.300
**D	WM POOL - EQUITIES TRUST NO. 2 - VINVA	0	38.080	38.080
**D	STRATEGIC INVESTMENT SPC	0	62.883	62.883
**D	ONEMARKETS ITALY ICADV	0	535.000	535.000
**D	BANK OF EAST ASIA (TRUSTEES) LIMITED AS TRUSTEE TO BEA UNION	0	309.409	309.409
**D	AEGON CUSTODY B.V..	0	993.955	993.955
**D	RLA GLOBAL SHARE FUND	0	81.777	81.777
**D	ABRDN OEIC IV-ABRDN GLOBAL INFRASTRUCTURE -EQUITY TRACKER	0	625.092	625.092
**D	KEB HANA-KOREA POST-MIRAE TRIUMPH MU FA 1 CPR	0	69.490	69.490

ENEL S.p.A.

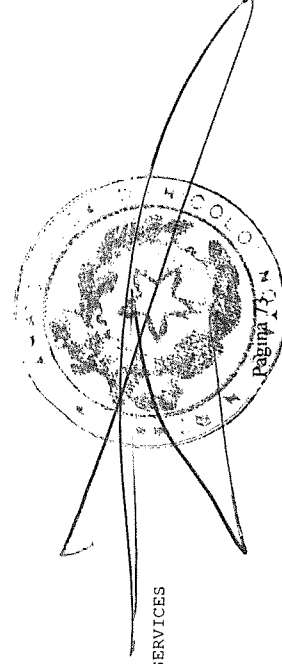
12 maggio 2026

Assemblea Ordinaria del 12 maggio 2026

## LISTA ESITO DELLA VOTAZIONE

**Oggetto: 1. Bilancio di esercizio al 31 dicembre 2025. Relazioni del Consiglio di Amministrazione, del Collegio Sindacale e della Società di revisione. Deliberazioni relative. Presentazione del bilancio consolidato al 31 dicembre 2025 comprensivo della Rendicontazione consolidata di sostenibilità relativa all'esercizio 2025. FAVOREVOLI**

Badge	Ragione Sociale	Proprio	Delega	Totale
**D	DNB BANK ASA	0	862.166	862.166
**D	DIMENSIONAL INTERNATIONAL VECTOR EQUITY ETF OF DIMENSIONAL E	0	27.028	27.028
**D	DFA ALL COUNTRY EX US EQUITY MARKET SUBTRUST OF DFA GROUP TRUST	0	912.894	912.894
**D	ABRDN OEIC IV-ABRDN EVOLVE EUROPEAN EQUITY INDEX FUND	0	114.038	114.038
**D	CHUNGHWA POST CO. LTD	0	14.193	14.193
**D	HOSTPLUS POOLED SUPERANNUATION TRUST	0	1.138.057	1.138.057
**D	ISHARES MSCI WORLD ETF	0	778.545	778.545
**D	ISHARES MSCI EUROZONE ETF	0	10.221.596	10.221.596
**D	ISHARES MSCI ITALY ETF	0	7.347.428	7.347.428
**D	ISHARES ESG AWARE MSCI EAFE ETF	0	4.859.585	4.859.585
**D	ISHARES GLOBAL EQUITY FACTOR ETF	0	21.959	21.959
**D	ISHARES MSCI EAFE VALUE ETF	0	21.388.126	21.388.126
**D	ISHARES MSCI EAFE MIN VOL FACTOR ETF	0	1.695.642	1.695.642
**D	ISHARES MSCI EAFE ETF	0	28.330.224	28.330.224
**D	ISHARES MSCI ACWI EX U.S. ETF	0	2.417.082	2.417.082
**D	ISHARES MSCI ACWI ETF	0	2.566.196	2.566.196
**D	ISHARES EXPONENTIAL TECHNOLOGIES ETF	0	3.259.267	3.259.267
**D	ISHARES MSCI KOKUSAI ETF	0	24.325	24.325
**D	ISHARES GLOBAL UTILITIES ETF	0	1.103.767	1.103.767
**D	ISHARES CORE MSCI TOTAL INTERNATIONAL STOCK ETF	0	10.688.769	10.688.769
**D	ISHARES CORE MSCI INTERNATIONAL DEVELOPED MARKETS ETF	0	8.179.415	8.179.415
**D	ISHARES INTERNATIONAL SELECT DIVIDEND ETF	0	22.467.162	22.467.162
**D	ISHARES CORE MSCI EAFE ETF	0	57.464.785	57.464.785
**D	ISHARES CORE MSCI EUROPE ETF	0	4.477.677	4.477.677
**D	ISHARES GLOBAL INFRASTRUCTURE ETF	0	21.578.560	21.578.560
**D	ISHARES INTERNATIONAL DIVIDEND GROWTH ETF	0	2.096.543	2.096.543
**D	ISHARES MSCI INTL VALUE FACTOR ETF	0	1.890.971	1.890.971
**D	ISHARES MSCI INTL QUALITY FACTOR ETF	0	6.308.386	6.308.386
**D	ISHARES INTERNATIONAL EQUITY FACTOR ETF	0	1.114.244	1.114.244
**D	ISHARES MSCI INTL MOMENTUM FACTOR ETF	0	2.436.711	2.436.711
**D	COLONIAL FIRST STATE INVESTMENT FUND 291	0	9.000	9.000
**D	LEGAL AND GENERAL ASSURANCE (PENSIONS MANAGEMENT) LIMITED	0	23.160.882	23.160.882
**D	IRISH LIFE ASSURANCE.	0	879.813	879.813
**D	ILA - RAFIMF	0	44.264	44.264
**D	ILA-LA WORLD ESG SCREENED FUND	0	28.614	28.614
**D	IRISH LIFE ASSURANCE PLC	0	2.374.436	2.374.436
**D	ILA-ILSEAFE - SUSTAINABLE EAFE EQUITY	0	966.083	966.083
**D	ILA - A-ILGLOEQN	0	13.479	13.479
**D	ILA-A-ILSDMH	0	2.835.788	2.835.788
**D	ILA - A-ILDSOG	0	31.823	31.823
**D	ILA - A-ILGLOEQG	0	54.204	54.204
**D	ILA - A-ILEZEQG	0	165.012	165.012
**D	ILA - A-ILEZEQN	0	21.256	21.256
**D	AEGON CUSTODY B.V.	0	1.339.825	1.339.825
**D	STICHTING PENSIOENFONDS METAAL EN TECHNIEK MN SERVICES	0	741.095	741.095
**D	STICHTING MN SERVICES	0	2.502.136	2.502.136
**D	LARGE CAP INTL PORTFOLIO OF DFA INV	0	2.618.188	2.618.188
**D	ZURICH LIFE ASSURANCE PLC	0	2.972.910	2.972.910



Azionisti in delega: 4.448

LISTA ESITO DELLA VOTAZIONE

Oggetto: 1. Bilancio di esercizio al 31 dicembre 2025. Relazioni del Consiglio di Amministrazione, del Collegio Sindacale e della Società di revisione. Deliberazioni relative. Presentazione del bilancio consolidato al 31 dicembre 2025 comprensivo della Rendicontazione consolidata di sostenibilità relativa all'esercizio 2025.

FAVOREVOLI

Badge	Ragione Sociale	Proprio	Delega	Totale
**D	COLONIAL FIRST STATE SPECIALIST FUND 4	0	21.445	21.445
**D	CITITRUST LTD	0	134.330	134.330
**D	STICHTING MN SERVICES ANDELENO ND	0	453.963	453.963
**D	LEGAL AND GENERAL ASSURANCE ( PENSIONS MANAGEMENT) LIMITEDONS MANAGEMENT) LIMITED	0	939.065	939.065
**D	LEGAL AND GENERAL ASSURANCE SOCIETY LIMITED	0	1.997.853	1.997.853
**D	FUTURE WORLD DEVELOPED EQUITY INDEX FUND (3500)	0	5.041	5.041
**D	TSGX SOLACT ESG TRACO EX UNHG(3387)	0	271	271
**D	PMC FUTURE WORLD MULTI ASSET FUND OVERLAY(6558)	0	3.676.928	3.676.928
**D	PMC MULTI ASSET FUND OVERLAY	0	489.673	489.673
**D	ABRDN OEIC II-ABRDN GLOBAL BALANCED GROWTH FUND	0	29.312	29.312
**D	ABRDN OEIC II-ABRDN GLOBAL INCOME EQUITY FUND	0	362.300	362.300
**D	CFSIL RE CNEALTH GS FD 16	0	210.547	210.547
**D	INTERNATIONAL CORE EQUITY PORTFOLIO OF DFA INVESTMENT DIMENSTONS GROUP INC	0	7.879.568	7.879.568
**D	MANULIFE GLOBAL FUND	0	8.403	8.403
**D	INVESCO POOLED INVESTMENT FUND - EUROPE FUND	0	151.836	151.836
**D	STICHTING PENSIOENFONDS ZORG EN WELZIJN	0	7.126.882	7.126.882
**D	BERESFORD FUNDS ICAY	0	396.340	396.340
**D	COLONIAL FIRST STATE INVESTMENTS LIMITED...	0	735.994	735.994
**D	KAMES CAPITAL INVESTMENT COMPANY IRELAND PLC	0	174.918	174.918
**D	NATIONAL COUNCIL FOR SOCIAL SEC FUND	0	281.986	281.986
**D	VERDIPAPIFONDET DNB GLOBAL (IV : INGVILD ANGVIK BJONNES DRONNING EUFEMIAS GT	0	4.096.368	4.096.368
**D	VERDIPAPIFONDET DNB GLOBAL INDEXES	0	1.415.241	1.415.241
**D	TWO SIGMA INTERNATIONAL CORE	0	14	14
**D	CITIBANK UK LIMITED AS TRUSTEE OF ABERDEEN STANDARD CAPITAL	0	2.880.811	2.880.811
**D	CITIBANK UK LIMITED AS TRUSTEE OF ABRDN BRIDGE FUND	0	1.476.121	1.476.121
**D	KAMES DIVERSIFIED INCOME FUND	0	1.108.709	1.108.709
**D	CANADA LIFE ASSURANCE EUROPE PLC	0	38.814	38.814
**D	TWO SIGMA WORLD CORE FUND LP	0	99	99
**D	LEGAL AND GENERAL COLLECTIVE INVESTMENT TRUST.	0	767.469	767.469
**D	VICTORY MARKET NEUTRAL INCOME FUNDFUND	0	793.598	793.598
**D	VERDIPAPIFONDET DNB EUROPA	0	513.292	513.292
**D	DIMENSIONAL GLOBAL SUSTAINABILITY TRUST	0	150.119	150.119
**D	MONETARY AUTHORITY OF SINGAPORE	0	713.154	713.154
**D	GOVERNMENT OF SINGAPORE	0	15.913.339	15.913.339
**D	LATVIJAS BANKA	0	274.142	274.142
**D	VICTORY RS GLOBAL FUND	0	1.066.365	1.066.365
**D	VICTORY RS INTERNATIONAL FUND	0	855.179	855.179
**D	JOHN HANCOCK FUNDS II INTERNATIONAL STRATEGIC EQUITY ALLOCATION FUND	0	1.132.862	1.132.862
**D	EVERETT D FELBER TTEE EVERETT DEAN FELBER REV TR U/A DTD 05/	0	879	879
**D	CITITRUST LIMITED	0	235.212	235.212
**D	CITITRUST LIMITED AS TRUSTEE OF BLACKROCK PREMIER FUNDS-BLACKROCK WORLD EQUITY INDEX FUND	0	81.315	81.315
**D	INVESCO POOLED INVESTMENT FUND - GLOBAL STRATEGIC EQUITY FUN INSTITUTIONAL CLIENTS GROUP SECURITIES AND FUND SERVICES	0	168.647	168.647
**D	CYNTHIA HULBERT GAIL PETERS TTEES U/A DTD 11/25/2003	0	100	100
**D	JOHN HANCOCK DIVERSIFIED REAL ASSETS FUND	0	207.864	207.864
**D	SELIGSON AND CO EUROPE INDEX FUND	0	354.354	354.354
**D	ABRDN OEIC IV-ABRDN WORLD EQUITY ENHANCED INDEX FUND	0	219.476	219.476
**D	ABRDN OEIC IV-ABRDN EUROPEAN EQUITY ENHANCED INDEX FUND	0	566.380	566.380

ENEL S.p.A.

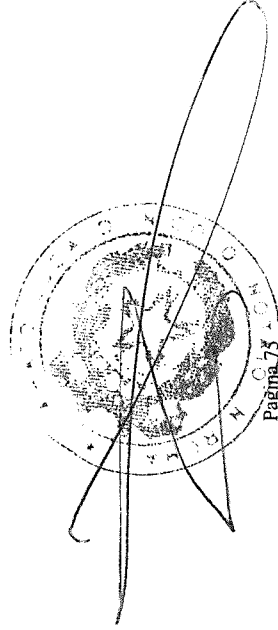
Assemblea Ordinaria del 12 maggio 2026

12 maggio 2026

## LISTA ESITO DELLA VOTAZIONE

**Objetto: 1. Bilancio di esercizio al 31 dicembre 2025. Relazioni del Consiglio di Amministrazione, del Collegio Sindacale e della Società di revisione. Deliberazioni relative. Presentazione del bilancio consolidato al 31 dicembre 2025 comprensivo della Rendicontazione consolidata di sostenibilità relativa all'esercizio 2025. FAVOREVOLI**

Badge	Ragione Sociale	Proprio	Delega	Totale
**D	CDIL - DVAM DIVERSIFIED LIQUID ALTERNATIVES PCP	0	3.527	3.527
**D	ABRDN OEIC IV-ABRDN EUROPEAN EQUITY TRACKER FUND	0	809.594	809.594
**D	VICTORY GLOBAL MANAGED VOLATILITY FUND	0	107.355	107.355
**D	VICTORY CAPITAL GROWTH FUND	0	405.948	405.948
**D	VICTORY GLOBAL EQUITY INCOME FUND	0	71.857	71.857
**D	VICTORY INTERNATIONAL FUND	0	1.604.180	1.604.180
**D	UAPF - INVESCO ACTIVE	0	630.753	630.753
**D	THE NATIONAL BANK OF THE REPUBLIC OF KAZAKHSTAN	0	209.282	209.282
**D	UAPF - BLACK ROCK PASSIVE EQUITY	0	47.513	47.513
**D	UNIFIED ACCUMULATIVE PENSION FUND JOINT STOCK COMPANY	0	52.746	52.746
**D	UNIFIED ACCUMULATIVE PENSION FUND JOINT STOCK COMPANY	0	64.858	64.858
**D	MAN FUNDS XII SP-C/NAN 1783 I SP C/O MAPLES SECRETARIES (CAYMAN) LIMITED	0	45.999	45.999
**D	FIDANTE PARTNERS LIMITED AS RESPONSIBLE ENTITY FOR SYSTEM CA	0	17.635	17.635
**D	RBC QUANT EUROPEAN DIVIDEND LEADERS ETF	0	40.567	40.567
**D	RBC QUANT EAFE DIVIDEND LEADERS ETF	0	268.176	268.176
**D	RBC QUBE LOW VOLATILITY GLOBAL EQUITY FUND	0	192.792	192.792
**D	SUN LIFE STATE STREET INTERNATIONALEQUITY INDEX FUND	0	704.048	704.048
**D	SUN LIFE REAL ASSETS PRIVATE POOL.	0	114.673	114.673
**D	CWB MCLEAN & PARTNR WLTH MGMT	0	237.366	237.366
**D	NT MSCI EAFE INDEX FUND	0	107.233	107.233
**D	DIVERSIFIED FUND OF CANADA - DFC GLOBAL EQUITY FUND	0	6.818	6.818
**D	HILLSDALE GLOBAL EQUITY FUND	0	25.246	25.246
**D	CC&L ALTERNATIVE GLOBAL EQUITY FUND	0	8.625	8.625
**D	CC&L Q MARKET NEUTRAL FUND II.	0	14.687	14.687
**D	NBIMC EAFE EQUITY INDEX FUND.	0	262	262
**D	CC&L Q 140/40 FUND.	0	1	1
**D	CC&L Q MARKET NEUTRAL FUND	0	749	749
**D	RBC QUBE CUSTOM GLOBAL EQUITY FUND	0	1.336	1.336
**D	RBC QUBE STABLE DIVIDEND GLOBAL EQUITY FUND (CAD HEDGED)	0	403.410	403.410
**D	NBIMC PUBLIC INFRASTRUCTURE (2017) FUND.	0	1	1
**D	MERCER PRIVATE WEALTH INTERNATIONAL FOCUSED EQUITY POOL	0	2.262	2.262
**D	CAISSE DE RETRAITE D'HYDRO-QUEBEC	0	55.502	55.502
**D	HEXAVEST WORLD FUND HEXAVEST INC.	0	1	1
**D	RBC EUROPEAN EQUITY FUND ROYAL TRUST	0	1	1
**D	VPI SUSTAINABILITY LEADERS POOL	0	2.318.606	2.318.606
**D	VPI GLOBAL EQUITY POOL	0	67.304	67.304
**D	VPI INCOME POOL	0	1.000.000	1.000.000
**D	UNITED CORPORATIONS LIMITED	0	365.000	365.000
**D	E-L FINANCIAL CORPORATION LIMITED	0	1	1
**D	BIMCOR OVERSEAS POOLED FUND	0	295.245	295.245
**D	BIMCOR GLOBAL EQUITY POOLED FUND	0	18.298	18.298
**D	THE WINNIPEG CIVIC EMPLOYEES' PENSION PLAN	0	516	516
**D	BOMBARDIER TRUST (CANADA) REAL RETURN ASSETS FUND	0	158.097	158.097
**D	LETKO BROSSEAU INFRASTRUCTURE EQUITY FUND	0	56.050	56.050
**D	RBC INDIGO INTERNATIONAL EQUITYINDEX FUND	0	64.175	64.175
**D	RBC QUBE LOW VOLATILITY ALL COUNTRY WORLD EQUITY FUND	0	25.511	25.511
**D	RBC O'SHAUGHNESSY INTERNATIONAL EQUITY FUND	0	294.038	294.038



Pagina 75

Azionisti in delega: 4.448

## LISTA ESITO DELLA VOTAZIONE

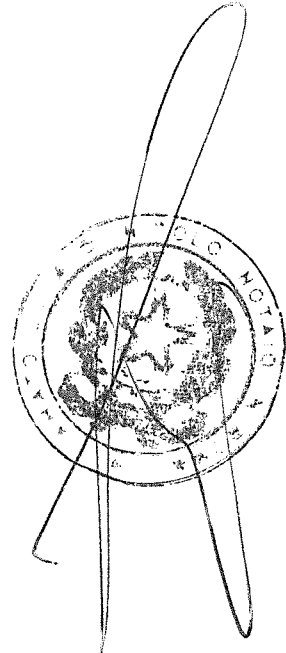
Oggetto: 1. Bilancio di esercizio al 31 dicembre 2025. Relazioni del Consiglio di Amministrazione, del Collegio Sindacale e della Società di revisione. Deliberazioni relative. Presentazione del bilancio consolidato al 31 dicembre 2025 comprensivo della Rendiconto consolidata di sostenibilità relativa all'esercizio 2025. FAVOREVOLI

Badge	Ragione Sociale	Proprio	Delega	Totale
**D	RBC QUBE GLOBAL EQUITY FUND	0	32.319	32.319
**D	RBC INTERNATIONAL DIVIDEND GROWTH FUND	0	155.606	155.606
**D	RBC INTERNATIONAL EQUITY FUND LARRY ZHANG RBC GLOB ASSET MGT INC	0	1.980.986	1.980.986
**D	ECOFIN GLOBAL UTILITIES & INFRASTRUCTURE TRUST PLC.	0	1.151.105	1.151.105
**D	WELLINGTON MANAGEMENT COMPANY LLP WELLINGTON TRUST COMPANY N	0	71.937	71.937
**D	TWO SIGMA EQUITY RISK PREMIA PORTFOLIO LLC C/O CORPORATION SERVICE COMPANY	0	21.500	21.500
**D	CC&L Q GLOBAL EQUITY EXTENSION FUND.	0	24	24
**D	ATLAS DIVERSIFIED MASTER FUND LTD. C/O MAPLES CORPORATE SERVICES LIMITED	0	72	72
**D	NB BRETON HILL MULTI-STYLE PREMIA MASTER FUND LP C/O WALKERS CORPORATE LIMITED	0	51.810	51.810
**D	AHL EVOLUTION LTD. SHARMAINE BERKELEY ARGONAUT LIMITED	0	1.069.412	1.069.412
**D	MAN SYSTEMATIC GLOBAL EX US ALPHA 130/30 (CAYMAN)	0	335.700	335.700
**D	MAN NUMERIC ACWI 130/30 (CAYMAN)	0	27.100	27.100
**D	DYNAMIC ACWI EX US INC.	0	2.235	2.235
**D	DYNAMIC ACWI INC.	0	1.668	1.668
**D	GLOBAL RESEARCH EQUITY EXTENDED MASTER FUND (CAYMAN) L.P. C/O OGIER GLOBAL (CAYMAN) LIMITED	0	2.634.627	2.634.627
**D	DYNAMIC GLOBAL ESG INC.	0	1.457	1.457
**D	CINCTIVE GLOBAL MASTER FUND LTD. C/O MAPLES CORPORATE SERVICES LIMITED	0	283	283
**D	STOCK SELECTOR GLOBAL EQUITY INCUBATOR	0	681	681
**D	THE NEMOURS FOUNDATION PENSION PLAN	0	5.438	5.438
**D	ALFRED I. DUPONT CHARITABLE TRUST	0	94.491	94.491
**D	WOODLINE SPIRE MASTER FUND LP C/O MAPLES CORPORATE SERVICES LIMITED	0	288.073	288.073
**D	BWTA TRADING FUND II (ALPHA), LP C/O MAPLES CORPORATE SERVICES LTD	0	7.557	7.557
**D	EXEMPT FEDERAL QTIP RESIDUARY TRUST U/A/D 06/28/2021 JOHN S. WHALEY III AND MRS. GAIL J WHALEY, TRUSTEES	0	300	300
**D	MEDIOLANUM VITA S.P.A.	0	3.205.000	3.205.000
**D	ABN AMRO FUNDS	0	1.082.075	1.082.075
**D	CANADA PENSION PLAN INVESTMENT BOARD (CPPIB)	0	35.130.330	35.130.330
**D	ALLIANZ VALEURS DURABLES	0	3.000.000	3.000.000
**D	INTERNATIONAL MONETARY FUND	0	211.854	211.854
**D	INTERNATIONAL MONETARY FUND	0	250.834	250.834
**D	AQR FLEX 1 SERIES LLC SERIES A10	0	87.824	87.824
**D	THE MONETARY AUTHORITY OF SINGAPORE	0	440.858	440.858
**D	NEW AIRWAYS PENSION SCHEME	0	27.898	27.898
**D	AQR FUNDS AQR LONGSHORT EQUITY FUND	0	4.855.877	4.855.877
**D	PACE INTERNATIONAL EQUITY INVESTMENTS	0	812.876	812.876
**D	ABN AMRO FGR	0	23.221	23.221
**D	AQR FLEX 1 SERIES LLC- SERIES A16	0	215.251	215.251
**D	TEACHER RETIREMENT SYSTEM OF TEXAS	0	5.825.398	5.825.398
**D	MEDIOLANUM FLESSIBILE SVILUPPO ITALIA	0	3.600.000	3.600.000
**D	MEDIOLANUM FLESSIBILE FUTURO ITALIA	0	21.245.000	21.245.000
**D	TOTAL INTERNATIONAL EX U.S. INDEX MASTER PORTFOLIO OF MASTER INV	0	536.535	536.535
**D	INTERNATIONAL TILTS MASTER PORTFOLIO OF MASTER INVESTMENT PORTFO	0	783.038	783.038
**D	INTERFUND SICAV - BOND GLOBAL HIGH YIELD	0	219.402	219.402
**D	INTERFUND SICAV	0	247.662	247.662
**D	THE TUOMO O. VOULTEENAHO 2025 CHARI TABLE REMAINDER UNITRUST	0	43.909	43.909
**D	OMERS ADMINISTRATION CORPORATION	0	913.303	913.303
**D	AQR FUNDS - AQR MANAGED FUTURESSTRATEGY FUND	0	1.249.106	1.249.106
**D	ALLIANZ ACTIONS EURO CONVICTIONS	0	606.542	606.542
**D	THE MONETARY AUTHORITY OF SINGAPORE MAS	0	116.746	116.746

**LISTA ESITO DELLA VOTAZIONE**

**Oggetto: 1. Bilancio di esercizio al 31 dicembre 2025. Relazioni del Consiglio di Amministrazione, del Collegio Sindacale e della Società di revisione. Deliberazioni relative. Presentazione del bilancio consolidato al 31 dicembre 2025 comprensivo della Rendicontazione consolidata di sostenibilità relativa all'esercizio 2025. FAVOREVOLI**

Badge	Ragione Sociale	Proprio	Delega	Totale
**D	STATE STREET INTERNATIONAL EQUITIES INDEX TRUST LEVEL 15	0	66.208	66.208
**D	STATE STREET GLOBAL INDEX PLUS TRUST	0	5.958	5.958
**D	AQR FLEX 1 SERIES LLC-SERIES C14	0	3.784	3.784
**D	AQR FLEX 1 SERIES LLC - SERIES J8	0	1.732	1.732
**D	AQR FLEX 1 SERIES LLC - SERIES K5	0	1	1
**D	AQR FLEX 1 SERIES LLC - SERIES K3	0	30.508	30.508
**D	FONDITALIA	0	10.894.795	10.894.795
**D	AQR FLEX 1 SERIES LLC(DASH)SERIES A24	0	32.913	32.913
**D	AQR FUNDS- AQR MS FUSION HV FUND	0	12.115	12.115
**D	THE MONETARY AUTHORITY OF SINGAPORE	0	23.507	23.507
**D	AQR FUNDS - AQR TREND TOTAL RETURN FUND	0	27.874	27.874
**D	AQR FLEX 1 SERIES LLC - SERIES J11	0	17.838	17.838
**D	AQR FLEX 1 SERIES LLC-SERIES K1	0	13.829	13.829
**D	AQR FLEX 1 SERIES LLC - SERIES A11	0	5.818	5.818
**D	AQR FUNDS- AQR CVX FUSION FUND	0	3.334	3.334
**D	FUNDO DE SEGURANCA SOCIAL DO GOVERNO DA REGIAO ADMINISTRATIVA ESPECIAL DE MACAU	0	202.723	202.723
**D	AQR FUNDS AQR EQUITY MARKET NEUTRAL FUND	0	1.693.718	1.693.718
**D	BLACKROCK ASSET MANAGEMENT SCHWEIZ AG FOR ISHARES WORLD EX SWITZERLAND ESG SCREENED EQUITY INDEX	0	263.860	263.860
**D	ISHARES WORLD EX SWITZERLAND EQUITY INDEX FUND II (CH)	0	48.624	48.624
**D	AQR FLEX 1 SERIES LLC - SERIES J1	0	6.478	6.478
**D	AQR FLEX 1 SERIES LLC - SERIES A40	0	1.671	1.671
**D	BAP PENSIONE 2007 FONDO PENSIONE APERTO	0	7.104	7.104
**D	INTESA SANPAOLO ASSICURAZIONI SPA	0	7.949.800	7.949.800
**D	FONDO PENSIONE APERTO IL MIO DOMANILAN	0	1.275.818	1.275.818
**D	EPSILON STEP 30 MEGATREND ESG DICEMBRE 2027	0	18.857	18.857
**D	EPSILON STEP 30 MEGATREND ESG DICEMBRE 2027 - EDIZIONE 2	0	4.872	4.872
**D	EPSILON STEP 30 MEGATREND MARZO2028	0	9.456	9.456
**D	FIDEURAM PIANO BILANCIATO ITALIA 30	0	85.000	85.000
**D	EPSILON STEP 30 MEGATREND ESG GIUGNO 2027	0	58.363	58.363
**D	EPSILON STEP 30 MEGATREND ESG SETTEMBRE 2027	0	18.600	18.600
**D	FIDEURAM PIANO AZIONI ITALIA	0	6.105.566	6.105.566
**D	FIDEURAM PIANO BILANCIATO ITALIA 50	0	1.237.345	1.237.345
**D	EPSILON ASSOCIATI SGR - EPSILONGR QRETURN	0	52.296	52.296
**D	EPSILON ASSOCIATI SGR - EPSILONGR DLONGRUN	0	2.420	2.420
**D	EPSILON FUND - EURO Q-EQUITY	0	4.610	4.610
**D	FIDEURAM BILANCIATO	0	39.441	39.441
**D	EPSILON ASSOCIATI SGR - EPSILONGR QVALUE	0	8.107	8.107
**D	AXA MPS PREVIDENZA PER TE - CRESCITA	0	2.364.257	2.364.257
**D	FONDO PENSIONE APERTO UBI PREVIDENZA	0	100.000	100.000
**D	ALLIANZ AZIONI ITALIA ALL STARS LL STARS	0	3.430.000	3.430.000
**D	ALLIANZ ITALIA 50 SPECIAL	0	100.000	100.000
**D	EURIZON PROGETTO ITALIA 70	0	2.418.042	2.418.042
**D	EURIZON CAPITAL SGR-PIR ITALIA 30	0	8.778	8.778
**D	EURIZON PROGETTO ITALIA 40	0	1.307.590	1.307.590
**D	EURIZON AZIONARIO INTERNAZIONALE ETICOFCO	0	530.000	530.000
**D	EURIZON AZIONI AREA EURO	0	824.060	824.060
**D	EURIZON AZIONI ITALIA	0	6.391.433	6.391.433
**D	EURIZON PIR ITALIA AZIONI	0	287.731	287.731



## LISTA ESITO DELLA VOTAZIONE

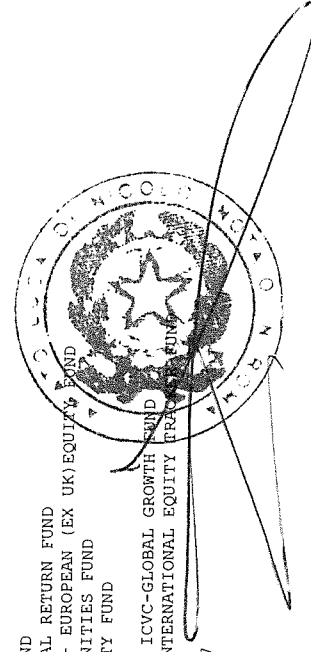
Oggetto: 1. Bilancio di esercizio al 31 dicembre 2025. Relazioni del Consiglio di Amministrazione, del Collegio Sindacale e della Società di revisione. Deliberazioni relative. Presentazione del bilancio consolidato al 31 dicembre 2025 comprensivo della Rendicontazione consolidata di sostenibilità relativa all'esercizio 2025. FAVOREVOLI

Badge	Ragione Sociale	Proprio	Delega	Totale
**D	EURIZON CAP SGR-RENDITA	0	23.201	23.201
**D	EURIZON STEP 50 ORIENTIVO NET ZERO GIUGNO 2028	0	20.050	20.050
**D	EURIZON DYNAMIC STEP TO GLOBAL TRENDS	0	36.185	36.185
**D	EURIZON STEP TO GLOBAL TRENDS	0	10.480	10.480
**D	EURIZON STEP 70 FIR ITALIA GIUGNO 2027	0	79.637	79.637
**D	EURIZON AM RILANCIO ITALIA TR	0	20.000	20.000
**D	EURIZON STEP 50 OBIETTIVO NET ZERO MARZO 2028	0	15.887	15.887
**D	PREVIDSYSTEM-FONDO PENSIONE APERTO	0	71.860	71.860
**D	FONDO PENSIONE APERTO GIUSTINIANO	0	10.014	10.014
**D	YOURINDEX SICAV	0	1.932.696	1.932.696
**D	EURIZON FUND	0	300.449	300.449
**D	EURIZON INVESTMENT SICAV	0	5.644.376	5.644.376
**D	ISHARES INTERNATIONAL EQUITY FACTOR ROTATION ACTIVE ETF	0	760.553	760.553
**D	ISHARES ENHANCED INTERNATIONAL ACTIVE ETF	0	157.163	157.163
**D	ISHARES GLOBAL MONTHLY DIVIDENDINDEX ETF (CAD-HEDGED)	0	4.690	4.690
**D	ISHARES EXPONENTIAL TECHNOLOGIES INDEX ETF	0	107.600	107.600
**D	ISHARES MSCI EUROPE IMI INDEX ETF	0	22.746	22.746
**D	ISHARES ESG AWARE MSCI EAFE INDEX ETF	0	242.683	242.683
**D	ISHARES INTERNATIONAL FUNDAMENTAL INDEX ETF	0	107.181	107.181
**D	ISHARES MSCI EAFE INTERNATIONALINDEX FUND	0	81.402	81.402
**D	BLACKROCK UTILITIES INFRASTRUCTURE AND POWER OPPORTUNITIES TRUST	0	5.074.464	5.074.464
**D	ISHARES CORE MSCI EAFE IMI INDEX ETF	0	811.013	811.013
**D	DWS INVESTMENT GMBH FOR FOS STRATEGIEFONDS NR 1	0	4.705.469	4.705.469
**D	DWS INVESTMENT GMBH FOR BASLERAKTIENFONDS DWS	0	450.000	450.000
**D	DWS INVESTMENT GMBH FOR DWS DYNAMIC OPPORTUNITIES	0	1.300.000	1.300.000
**D	DWS INVESTMENT GMBH FOR DWS QI EUROPEAN EQUITY	0	5.400.000	5.400.000
**D	DWS INVESTMENT GMBH FOR DWS EUROVESTA	0	456.315	456.315
**D	DWS INVESTMENT GMBH FOR DWS QI EUROZONE EQUITY	0	655.000	655.000
**D	DWS INVESTMENT GMBH FOR DWS VORSORGE AS (FLEX)	0	515.673	515.673
**D	DWS INVESTMENT GMBH FOR LEA FONDS DWS	0	30.591	30.591
**D	DWS INVESTMENT GMBH FOR DWS TOPEUROPE	0	50.000	50.000
**D	DWS INVESTMENT GMBH FOR LOEWEN AKTIENFONDS	0	2.500.000	2.500.000
**D	DWS INVESTMENT GMBH FOR GÖTTLIEB DAHLER AKTIENFONDS DWS	0	55.000	55.000
**D	DWS INVESTMENT GMBH FOR DWS TOPDIVIDENDE	0	792.000	792.000
**D	DWS INVESTMENT GMBH FOR E ON AKTIENFONDS DWS	0	34.291.775	34.291.775
**D	DWS INVESTMENT GMBH FOR DWS VORSORGE AS (DYNAMIK)	0	75.000	75.000
**D	DWS INVESTMENT GMBH FOR DWS ESGQI LOWVOL EUROPE	0	78.200	78.200
**D	DWS INVESTMENT GMBH FOR DWS ESGINVESTA	0	707.887	707.887
**D	DWS INVESTMENT GMBH FOR DWS EUROPEAN NET ZERO TRANSITION	0	3.682.505	3.682.505
**D	DWS INVESTMENT GMBH FOR DWSMERKURFONDS 1	0	104.038	104.038
**D	DWS INVESTMENT GMBH FOR DWS CIOVIEW BALANCE	0	101.496	101.496
**D	DWS INVESTMENT GMBH FOR DWS SACHWERTE	0	18.788	18.788
**D	DWS INVESTMENT GMBH FOR DWS CIOVIEW DEFENSIVE	0	172.171	172.171
**D	DWS INVESTMENT GMBH FOR ALBATROS FONDS	0	20.024	20.024
**D	ISHARES III PUBLIC LIMITED COMPANY	0	48.278	48.278
**D	ISHARES V PUBLIC LIMITED COMPANY	0	5.312.888	5.312.888
**D	ISHARES IV PUBLIC LIMITED COMPANY	0	476.169	476.169
**D		0	8.713.829	8.713.829

## LISTA ESITO DELLA VOTAZIONE

Oggetto: 1. Bilancio di esercizio al 31 dicembre 2025. Relazioni del Consiglio di Amministrazione, del Collegio Sindacale e della Società di revisione. Deliberazioni relative. Presentazione del bilancio consolidato al 31 dicembre 2025 comprensivo della Rendicontazione consolidata di sostenibilità relativa all'esercizio 2025. FAVOREVOLI

Badge	Ragione Sociale	Proprio	Delega	Totale
**D	ISHARES VI PUBLIC LIMITED COMPANY	0	875.078	875.078
**D	ISHARES STOXX EUROPE 600 UCITS ETF (DE)	0	5.981.400	5.981.400
**D	ISHARES STOXX EUROPE 600 UTILITIES UCITS ETF DE	0	11.352.873	11.352.873
**D	ISHARES EURO STOXX 50 UCITS ETF (DE)	0	16.957.094	16.957.094
**D	ISHARES STOXX EUROPE LARGE 200 UCITS ETF (DE)	0	3.162.970	3.162.970
**D	STATE STREET SPDR S AND P GLOBAL DIVIDEND ETF	0	93.450	93.450
**D	VFMC LOW VOLATILITY EQUITY TRUST 1	0	255.150	255.150
**D	VFMC LOW VOLATILITY EQUITY TRUST 2	0	72.305	72.305
**D	GMO CLIMATE CHANGE TRUST	0	150.487	150.487
**D	NGS SUPER	0	12.811	12.811
**D	VANECK MSCI INTERNATIONAL VALUEETF	0	83.926	83.926
**D	AUSTRALIAN RETIREMENT TRUST	0	129.702	129.702
**D	PERPETUAL PRIVATE RI INTERNATIONAL SHARE FUND	0	9.002.957	9.002.957
**D	INTERNATIONAL EQUITIES SECTOR TRUST	0	3.802	3.802
**D	AXA IM SUSTAINABLE EQUITY FUND	0	14.668	14.668
**D	RETAIL EMPLOYEES SUPERANNUATIONTRUST	0	121.328	121.328
**D	PERPETUAL GLOBAL ALLOCATION ALPHA FUND	0	162.950	162.950
**D	PERPETUAL LIMITED	0	49.873	49.873
**D	STATE STREET GLOBAL EQUITY FUND	0	4.634	4.634
**D	PINEBRIDGE GLOBAL DYNAMIC ASSETALLOCATION FUND	0	33.798	33.798
**D	PERPETUAL ECONOMIC DIVERSIFICATION GLOBAL EQUITY FUND	0	3.553	3.553
**D	AWARE SUPER	0	12.272	12.272
**D	RUSSELL INVESTMENTS GLOBAL LISTED INFRASTRUCTURE FUND HEDGED	0	3.762.948	3.762.948
**D	EMERGENCY SERVICES SUPERANNUATION SCHEME	0	72.370	72.370
**D	TEAM SUPERANNUATION FUND	0	65.337	65.337
**D	TEAM SUPERANNUATION FUND	0	358.674	358.674
**D	BRIGHTER SUPER	0	16.531	16.531
**D	BRIGHTER SUPER	0	58.394	58.394
**D	RUSSELL INVESTMENTS GLOBAL SHARES INDEX FUND	0	42.931	42.931
**D	AAI LIMITED	0	97.393	97.393
**D	RUSSELL INVESTMENTS LOW CARBON GLOBAL SHARES EX FOSSIL FUELS FUND	0	39.829	39.829
**D	RUSSELL INVESTMENTS LOW CARBON GLOBAL SHARES FUND	0	11.300	11.300
**D	PEOPLE'S BANK OF CHINA	0	58.561	58.561
**D	NINETY ONE FUNDS SERIES I DIVERSIFIED INCOME FUND	0	862.686	862.686
**D	NINETY ONE FUNDS SERIES I GLOBAL MULTIASSET TOTAL RETURN FUND	0	246.415	246.415
**D	SCOTTISH WIDOWS INVESTMENT SOLUTIONS FUNDS ICVC- EUROPEAN (EX UK) EQUITY FUND	0	43.226	43.226
**D	NINETY ONE FUNDS SERIES I GLOBAL INCOME OPPORTUNITIES FUND	0	382.715	382.715
**D	NINETY ONE FUNDS SERIES I GLOBAL STRATEGIC EQUITY FUND	0	565.349	565.349
**D	MANAGED PENSION FUNDS LIMITED	0	910.458	910.458
**D	SCOTTISH WIDOWS OVERSEAS GROWTHINVESTMENT FUNDS ICVC-GLOBAL GROWTH FUND	0	602.079	602.079
**D	SCOTTISH WIDOWS MANAGED INVESTMENT FUNDS ICVC-INTERNATIONAL EQUITY FUND	0	3.820.570	3.820.570
**D	MEDIOBANCA DWS CONCEPT K	0	235.705	235.705
**D	EURIZON STEP 50 OBIETTIVO NET ZERO DICEMBRE 2027	0	84.633	84.633
**D	FIDURAM ITALIA	0	4.890	4.890
**D	DWS INVESTMENT GMBH FOR CAPITALGROWTH FUND	0	361.861	361.861
**D	DWS INVESTMENT GMBH FOR MULTI-INDEX EQUITY FUND	0	650.000	650.000
**D	DWS INVESTMENT GMBH FOR DWS CIOVIEW DYNAMIC	0	62.711	62.711
**D		0	2.181	2.181



## LISTA ESITO DELLA VOTAZIONE

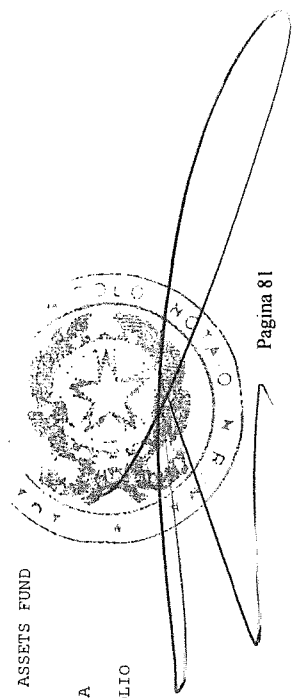
Oggetto: **1. Bilancio di esercizio al 31 dicembre 2025. Relazioni del Consiglio di Amministrazione, del Collegio Sindacale e della Società di revisione. Deliberazioni relative. Presentazione del bilancio consolidato al 31 dicembre 2025 comprensivo della Rendicontazione consolidata di sostenibilità relativa all'esercizio 2025.**  
**FAVOREVOLI**

Badge	Ragione Sociale	Proprio	Delega	Totale
**D	CALIFORNIA STATE TEACHERS' RETIREMENT SYSTEM	0	9.758.836	9.758.836
**D	ALLIANZ EPARGNE ACTIONS SOLIDAIRE	0	129.027	129.027
**D	AOR FLEX 1 SERIES LLC- SERIES A6	0	36.497	36.497
**D	EURIZON NEXT 2.0	0	332.849	332.849
**D	EURIZON FUND II	0	1.603.662	1.603.662
**D	DWS INVEST	0	11.918.107	11.918.107
**D	WILLERFUNDS	0	113.398	113.398
**D	GOLDMAN SACHS LUX INVESTMENT FUNDS	0	33.884	33.884
**D	ALLIANZ FINANZPLAN 2035	0	71.422	71.422
**D	ALLIANZ FINANZPLAN 2040	0	107.011	107.011
**D	MONEY MATE MODERAT	0	149.952	149.952
**D	MONEY MATE ENTSCLOSSEN	0	66.852	66.852
**D	MONEY MATE MUTIG	0	111.118	111.118
**D	BLACKROCK STRATEGIC FUNDS	0	137.000	137.000
**D	DB PWM	0	413.609	413.609
**D	DWS MULTI ASSET PIR FUND	0	145.379	145.379
**D	FIDEURAM FUND	0	8.630.000	8.630.000
**D	DWS CONCEPT	0	101.659	101.659
**D	ALLIANZ FINANZPLAN 2045	0	119.973	119.973
**D	ALLIANZ FINANZPLAN 2050	0	90.095	90.095
**D	PREMIUMMANDAT BALANCE	0	822.881	822.881
**D	BLACKROCK GLOBAL INDEX FUNDS	0	1.522.039	1.522.039
**D	AXA WORLD FUNDS SICAV	0	7.518.982	7.518.982
**D	CREDIT SUISSE INDEX FUND (LUX)	0	258.274	258.274
**D	ARERO - DER WELTFONDS - ESG	0	550.835	550.835
**D	VARIOPARTNER SICAV	0	12.369	12.369
**D	DB PRIVATMANDAT COMFORT	0	68.107	68.107
**D	MULTI OPPORTUNITIES	0	1.507.707	1.507.707
**D	STATE STREET GLOBAL ADVISORS LUXEMBOURG SICAV	0	1.387.229	1.387.229
**D	NINETY ONE GLOBAL STRATEGY FUND	0	8.930.163	8.930.163
**D	UBS LUX FUND SOLUTIONS	0	21.387.386	21.387.386
**D	GOLDMAN SACHS FUNDS	0	2.358.902	2.358.902
**D	DWS MULTI OPPORTUNITIES	0	235.940	235.940
**D	OSSIAM LUX	0	236.047	236.047
**D	EURIZON AM SICAV	0	316.772	316.772
**D	VONTOBEL FUND	0	149.198	149.198
**D	COLUMBIA THREADNEEDLE (LUX) III	0	518.109	518.109
**D	COLUMBIA THREADNEEDLE (LUX) I	0	166.798	166.798
**D	RUSSELL INVESTMENT FUNDS INTERNATIONAL DEVELOPED MARKETS FUND	0	12.978	12.978
**D	RUSSELL INVESTMENT COMPANY TAXMANAGED INTERNATIONAL EQUITY FUND	0	99.191	99.191
**D	RUSSELL INVESTMENT COMPANY GLOBAL INFRASTRUCTURE FUND	0	1.841.460	1.841.460
**D	ROCHE U.S. RETIREMENT PLANS MASTER TRUST	0	482.452	482.452
**D	THE COLORADO HEALTH FOUNDATION	0	1.460.173	1.460.173
**D	GOVERNMENT PENSION INVESTMENT FUND	0	49.677	49.677
**D	GOVERNMENT PENSION INVESTMENT FUND	0	1.295.947	1.295.947
**D	RUSSELL INVESTMENT COMPANY MULTISTRATEGY INCOME FUND	0	857.120	857.120
**D		0	4.045	4.045

**LISTA ESITO DELLA VOTAZIONE**

**Oggetto: I. Bilancio di esercizio al 31 dicembre 2025. Relazioni del Consiglio di Amministrazione, del Collegio Sindacale e della Società di revisione. Deliberazioni relative. Presentazione del bilancio consolidato al 31 dicembre 2025 comprensivo della Rendicontazione consolidata di sostenibilità relativa all'esercizio 2025. FAVOREVOLI**

Badge	Ragione Sociale	Proprio	Delega	Totale
**D	RUSSELL INVESTMENT COMPANY MULTIFACTOR INTERNATIONAL EQUITY FUND	0	35.038	35.038
**D	GOVERNMENT PENSION INVESTMENT FUND	0	5.615.228	5.615.228
**D	REG SELECT, LLC	0	25.541	25.541
**D	FIDELITY MANAGEMENT AND RESEARCH COMPANY LLC	0	3.900	3.900
**D	XTRACKERS (IE) PUBLIC LIMITED COMPANY	0	10.744.589	10.744.589
**D	DEKA INVESTMENT GRBH FOR WEVFNDS	0	84.149	84.149
**D	ALLIANZ GLOBAL INVESTORS GMBH FOR ELKCOFONDS	0	50.000	50.000
**D	DETROIT EDISON QUALIFIED NUCLEAR DECOMMISSIONING TRUST	0	64.746	64.746
**D	UNIVERSAL-INVESTMENT-GESELLSCHAFT MBH FOR FINREON SGKB CARBON FOCUS	0	13.863	13.863
**D	T. ROME PRICE ACTIVE CORE INTERNATIONAL EQUITY ETF	0	14.441	14.441
**D	CAISSE DE DEPOT ET PLACEMENT DQUEBEC	0	12.685.400	12.685.400
**D	AMERICAN BEACON INTERNATIONAL EQUITY FUND	0	142.431	142.431
**D	AMERICAN CENTURY ICAV	0	29.588	29.588
**D	AXA IM WORLD ACCESS VEHICLE ICAV	0	48.147	48.147
**D	COLUMBIA THREADNEEDLE (IRL) ICAV	0	43.312	43.312
**D	CITY UNIVERSITY OF NEW YORK	0	7.833	7.833
**D	AMERICAN CENTURY ETF TRUST-AVANTIS INTERNATIONAL EQUITY FUND	0	198.710	198.710
**D	T. ROME PRICE INTERNATIONAL EQUITY ETF	0	1.353.961	1.353.961
**D	T. ROME PRICE INTERNATIONAL EQUITY RESEARCH ETF	0	11.482	11.482
**D	THE MASTER TRUST BANK OF JAPAN,LTD. AS TRUSTEE FOR DWS CONCEPTKALDEMORGEN MOTHER FUND	0	170.549	170.549
**D	TRUST I AB GLOBAL DYNAMIC ALLOCATION PORTFOLIO	0	120.721	120.721
**D	BRIGHTHOUSE FUNDS TRUST I SCHROEDERS GLOBAL MULTIASSET PORTFOLIO	0	5.820	5.820
**D	ANIMA FUNDS PUBLIC LIMITED COMPANY	0	1.393.826	1.393.826
**D	MERCER DIOCESE OF BROOKLYN LAY PENSION INVESTMENT TRUST	0	31.893	31.893
**D	UNIVERSAL-INVESTMENT-GESELLSCHAFT MBH FOR SCULPTOR FONDS	0	130.200	130.200
**D	BMO MSCI EAFE ESG LEADERS INDEXETF	0	65.208	65.208
**D	CERTAS HOME AND AUTO INSURANCE COMPANY	0	21.824	21.824
**D	DESJARDINS GLOBAL OPPORTUNITIESFUND 1	0	359.621	359.621
**D	DGAM HEXAVEST INTERNATIONAL EQUITY FUND	0	150.507	150.507
**D	GULF HEALTH COUNCIL	0	2.006	2.006
**D	GENERAL ELECTRIC PENSION TRUST	0	579.875	579.875
**D	GUARDIAN GLOBAL UTILITIES VIP FUND	0	175.955	175.955
**D	AMERICAN BUREAU OF SHIPPING	0	6.035	6.035
**D	MTBJ LTD AS TRUSTEE GLOBAL MANAGED VOLATILITY ALPHA MOTHER FUND	0	31.147	31.147
**D	DWS INVESTMENT GMBH FOR DEAM FONDS GDP 1	0	65.000	65.000
**D	DWS INVESTMENT GMBH FOR DEAM FONDS RHEIN	0	8.156	8.156
**D	DWS INVESTMENT GMBH FOR DEAM FONDS PMF 1	0	78.574	78.574
**D	RUSSELL INVESTMENT COMPANY TAXMANAGED REAL ASSETS FUND	0	220.044	220.044
**D	DYNAMIC GLOBAL INFRASTRUCTURE FUND	0	2.343.300	2.343.300
**D	DYNAMIC ACTIVE GLOBAL INFRASTRUCTURE ETF	0	35.598	35.598
**D	THE REGENTS OF THE UNIVERSITY OF CALIFORNIA	0	8.735.916	8.735.916
**D	PARAMETRIC INTERNATIONAL EQUITYFUND	0	59.765	59.765
**D	FDP GLOBAL SMALL CAP EQUITY PRIVATE PORTFOLIO	0	303.394	303.394
**D	EATON VANCE EQUITY HARVEST FUNDLIC	0	11.294	11.294
**D	GOVERNMENT PENSION INVESTMENT FUND	0	2.678.856	2.678.856
**D	GOVERNMENT PENSION INVESTMENT FUND	0	4.070.042	4.070.042
**D	GOVERNMENT PENSION INVESTMENT FUND	0	3.017.813	3.017.813
**D	GE HEALTHCARE PENSION MASTER TRUST	0	545.649	545.649



## LISTA ESITO DELLA VOTAZIONE

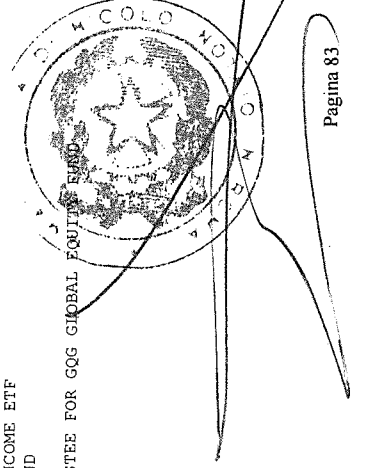
Oggetto: 1. Bilancio di esercizio al 31 dicembre 2025. Relazioni del Consiglio di Amministrazione, del Collegio Sindacale e della Società di revisione. Deliberazioni relative. Presentazione del bilancio consolidato al 31 dicembre 2025 comprensivo della Rendicontazione consolidata di sostenibilità relativa all'esercizio 2025. FAVOREVOLI

Badge	Ragione Sociale	Proprio	Delega	Totale
**D	HAND COMPOSITE EMPLOYEE BENEFITTRUST	0	8.851	8.851
**D	CALVERT INTERNATIONAL RESPONSIBLE INDEX FUND	0	431.037	431.037
**D	CALVERT IMPACT FUND INC CALVERT GLOBAL ENERGY SOLUTIONS FUND	0	82.956	82.956
**D	CALVERT VP EAFE INTERNATIONAL INDEX PORTFOLIO	0	83.927	83.927
**D	METZLER ASSET MANAGEMENT GMBH FOR MIFONDS F96	0	510.775	510.775
**D	METZLER ASSET MANAGEMENT GMBH FOR MIFONDS F11	0	119.000	119.000
**D	MICROSOFT CORPORATION SAVINGS PLUS 401(K) PLAN	0	758.487	758.487
**D	MTBJ FRANK RUSSELL INVS JAPAN LIMITED INT EQUITY FUND	0	243.376	243.376
**D	DWS INVESTMENT GMBH FOR DWS-FONDS ALM	0	9.740	9.740
**D	STATE OF ALASKA RETIREMENT AND BENEFITS PLANS	0	397.615	397.615
**D	AXA IM WORLD ACCESS VEHICLE ICAV	0	24.417	24.417
**D	MATB MSCI KOKUSAI INDEX MOTHER FUND	0	177.826	177.826
**D	AMERICAN CENTURY ETF TRUST-AVANTIS RESPONSIBLE INTERNATIONAL EQUITY ETF	0	113.057	113.057
**D	RUSSELL INVESTMENT COMPANY INTERNATIONAL DEVELOPED MARKETS FUND	0	326.222	326.222
**D	RUSSELL INVESTMENT COMPANY SUSTAINABLE AWARE EQUITY FUND	0	85.484	85.484
**D	SST GLOB ADV TAX EXEMPT RETIREMENT PLANS	0	15.962.839	15.962.839
**D	VARIABLE PORTFOLIO - PARTNERS INTERNATIONAL GROWTH FUND	0	2.154.453	2.154.453
**D	VARIABLE PORTFOLIO - PARTNERS INTERNATIONAL VALUE FUND	0	742.518	742.518
**D	COLUMBIA RESEARCH ENHANCED INTERNAT IONAL EQUITY ETF	0	3.221	3.221
**D	MTBJ PINEBRIDGE GLOBAL TECHNOLOGY INFRASTRUCTURE MOTHER FND	0	35.500	35.500
**D	OBLATE INTERNATIONAL PASTORAL INVESTMENT TRUST	0	81.864	81.864
**D	RTX SAVINGS PLAN MASTER TRUST	0	2.481.827	2.481.827
**D	BMO MSCI EAFE INDEX ETF	0	3.223.356	3.223.356
**D	DESJARDINS HOLDING FINANCIER INC.	0	5.639	5.639
**D	FONDS DGA HEXAVEST ACTIONS OPPORTUNITIES MONDIALES	0	3.806	3.806
**D	XTRACKERS	0	27.709.167	27.709.167
**D	RUSSELL INVESTMENTS GLOBAL INFRASTRUCTURE POOL	0	814.579	814.579
**D	RUSSELL INVESTMENTS INTERNATIONAL EQUITY POOL	0	45.108	45.108
**D	RUSSELL INVESTMENTS MULTIFACTORINTERNATIONAL EQUITY POOL	0	12.148	12.148
**D	THRIVENT GLOBAL STOCK PORTFOLIO	0	670.336	670.336
**D	THRIVENT CORE INTERNATIONAL EQUITY FUND	0	945.784	945.784
**D	THRIVENT INTERNATIONAL INDEX PORTFOLIO	0	120.416	120.416
**D	PIMCO EQUITY SERIES: PIMCO RAE INTERNATIONAL FUND	0	144.179	144.179
**D	DWS INVESTMENT GMBH FOR DWS-FONDS SFT MASTER	0	14.969	14.969
**D	DWS INVESTMENT GMBH FOR DEAMFONDS PAD	0	550.000	550.000
**D	DWS INVESTMENT GMBH FOR DEUTSCHE BERGBURG 15	0	50.000	50.000
**D	RETIR.AND SEC. PROGRAM AND SAVINGS PLAN NTCA AND ITSMEMBERS MT	0	77.200	77.200
**D	DWS INVESTMENTTAKTIENGESSELLSCHAFT MIT TEILGESELLSCHAFTSVORMORGENFOR DWS-FONDS FAN	0	70.691	70.691
**D	PES:PIMCO RAFI DYNAMIC MULTI-FACTOR INTERNATIONAL EQUITY ETF	0	154.274	154.274
**D	DWS INVESTMENT GMBH FOR DWS-FONDS FIA EQUITIES	0	38.753	38.753
**D	DWS INVESTMENT GMBH FOR DEAM-FONDS DEUK	0	34.157	34.157
**D	DWS INVESTMENT GMBH FOR DEAM FONDS CA IV	0	23.366	23.366
**D	PACIFIC SELECT FUND -PD INTERNATIONAL LARGE-CAP INDEX PORTFOLIO	0	281.074	281.074
**D	PRINCIPAL DIVERSIFIED REAL ASSET CIT	0	1.073.400	1.073.400
**D	ALLIS SICAV	0	882.228	882.228
**D	DWS INVEST II	0	915.000	915.000
**D	DESJARDINS SECURITE FINANCIERE COMPAGNIE D'ASSURANCE VIE	0	39.296	39.296
**D	FIDUCIE GLOBALE DES REGIMES DERETRAITE DE LA SOCIETE DE TRANSPORT DE MONTREAL	0	145.923	145.923

## LISTA ESITO DELLA VOTAZIONE

Oggetto: **1. Bilancio di esercizio al 31 dicembre 2025. Relazioni del Consiglio di Amministrazione, del Collegio Sindacale e della Società di revisione. Deliberazioni relative. Presentazione del bilancio consolidato al 31 dicembre 2025 comprensivo della Rendicontazione consolidata di sostenibilità relativa all'esercizio 2025. FAVOREVOLI**

Badge	Ragione Sociale	Proprio	Delega	Totale
**D	DWS INVESTMENT GMBH FOR DEAM FONDS OKA	0	29.289	29.289
**D	DWS INVESTMENT GMBH FOR DEAM FONDS RTU 1	0	6.390	6.390
**D	DWS ESG EUROPEAN EQUITIES	0	402.478	402.478
**D	DWS FUNDS	0	449.409	449.409
**D	ZURICH	0	159.800	159.800
**D	DB VERMOEGENFONDSMANDAT	0	148.000	148.000
**D	M&G (LUX) INVESTMENT FUNDS 1 SICAV	0	3.571.862	3.571.862
**D	AMERICAN CENTURY WORLD MUTUAL FUNDS INC INTERNATIONAL VALUE FUND	0	1.623.441	1.623.441
**D	AMERICAN CENTURY ETF TR-AMERICAN CENT QUALITY DIVERSIFIED INTL ETF	0	313.655	313.655
**D	AMERICAN CENTURY ETF TRUST-AVANTIS INTERNATIONAL EQUITY ETF	0	2.384.750	2.384.750
**D	SCHRODER DIVERSIFIED GROWTH FUND (CANADA)	0	1.262	1.262
**D	GAM STAR FUND PLC	0	11.865	11.865
**D	HARTFORD MULTI-ASSET INCOME FUND	0	15.613	15.613
**D	ALAMEDA COUNTY EMPLOYEES' RETIREMENT ASSOCIATION	0	154.794	154.794
**D	GOVERNMENT PENSION INVESTMENT FUND	0	389.392	389.392
**D	GOVERNMENT PENSION INVESTMENT FUND	0	2.290.347	2.290.347
**D	GOVERNMENT PENSION INVESTMENT FUND	0	1.753.651	1.753.651
**D	FII HOLDINGS, INC.	0	1.182	1.182
**D	FIDELITY GLOBAL EX-U.S. EQUITY INDEX INSTITUTIONAL TRUST	0	54.449	54.449
**D	PRESBYTERIAN CHURCH IN AMERICA 403 (B) (9) RETIREMENT PLAN	0	49.070	49.070
**D	UNIVERSAL INVESTMENT GESELLSCHAFT MBH FOR EMPUREON EUROPE EQUITY FUND	0	28.030	28.030
**D	LORD ABBETT SECURITIES TRUST-LORD ABBETT INTERNATIONAL VALUE FUN	0	939.368	939.368
**D	BON SECOURS MERCY HEALTH	0	148.529	148.529
**D	DWS INVESTMENT GMBH FOR DWS-FONDS CAESAR 1	0	48.471	48.471
**D	ARCHITAS MULTIMANAGER GLOBAL FUNDS UNIT TRUST	0	150.684	150.684
**D	DIMENSIONAL FUNDS PLC	0	1.236.332	1.236.332
**D	ALPS INTERNATIONAL SECTOR DIVIDEND DOGS ETF	0	903.463	903.463
**D	ABERDEEN GLOBAL INFRASTRUCTURE FUND	0	52.880	52.880
**D	THE NOMURA TRUST AND BANKING CO., LTD. AS THE TRUSTEE OF DEUTSCHE EUROSTAR OPEN	0	11.000	11.000
**D	MTBJ HIGH QUALITYLOW VOLATILITYWORLD EQ INDEX MOTHER FND	0	31.966	31.966
**D	ROYAL LONDON ASSET MANAGEMENT FUNDS PLC	0	1.096.091	1.096.091
**D	DWS INVEST (IE) ICAV	0	49.692	49.692
**D	DWS INVESTMENT GMBH FOR DEAMFONDS WOP 1	0	142.992	142.992
**D	TRUESHARES EAGLE GLOBAL RENEWABLE ENERGY INCOME ETF	0	25.502	25.502
**D	SMTB GLOBA I QUANTITATIVE EQUITY MOTHER FUND	0	3.108	3.108
**D	CENTRAL PROVIDENT FUND BOARD	0	21.335	21.335
**D	THE MASTER TRUST BANK OF JAPAN, LTD. AS TRUSTEE FOR GOG GLOBAL EQUITY FUND	0	2.168	2.168
**D	THE CAPTIVE INVESTORS FUND	0	414.528	414.528
**D	CARDANO COMMON CONTRACTUAL FUND	0	72.180	72.180
**D	REGIME DE RENTES DU MOUVEMENT DESJARDINS	0	31.252	31.252
**D	NEI CLEAN INFRASTRUCTURE FUND	0	118.903	118.903
**D	NICOLA INTERNATIONAL LEADERS FUND	0	1.489.000	1.489.000
**D	BMO INTERNATIONAL DIVIDEND ETF	0	1.176.645	1.176.645
**D	BMO EUROPE HIGH DIVIDEND COVERED CALL ETF	0	2.955.213	2.955.213
**D	MERCER DIOCESE OF BROOKLYN GROWTH STRATEGY	0	152.089	152.089
**D	CAPULA TAIL RISK MASTER FUND LIMITED	0	52.120	52.120
**D	DWS INVESTMENT GMBH FOR DEAM FONDS PMC 1	0	100.000	100.000
**D	DWS INVESTMENT GMBH FOR DEAM FONDS SLM 1	0	81.176	81.176



LISTA ESITO DELLA VOTAZIONE

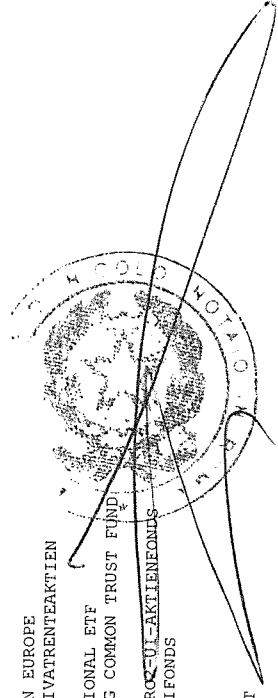
Oggetto: 1. Bilancio di esercizio al 31 dicembre 2025. Relazioni del Consiglio di Amministrazione, del Collegio Sindacale e della Società di revisione. Deliberazioni relative. Presentazione del bilancio consolidato al 31 dicembre 2025 comprensivo della Rendicontazione consolidata di sostenibilità relativa all'esercizio 2025. FAVOREVOLI

Badge	Ragione Sociale	Proprio	Delega	Totale
**D	DWS INVESTMENT GMBH FOR DEAM FONDS LHG 1	0	112.273	112.273
**D	DWS INVESTMENT GMBH FOR DEAM FONDS PSF 1	0	11.702	11.702
**D	DWS INVESTMENT GMBH FOR DEAM FONDS STK	0	6.720	6.720
**D	THRIVENT INTERNATIONAL ALLOCATION FUND	0	15.444	15.444
**D	RUSSELL INVESTMENTS TAX-MANAGEDGLOBAL EQUITY POOL	0	599.537	599.537
**D	DWS INVESTMENT GMBH FOR DEAMFONDS FES	0	10.758	10.758
**D	DWS INVESTMENT GMBH FOR DEAM-FONDS CPT	0	82.000	82.000
**D	SMTB FOREI GN EQUITY INDEX OPENMOTHER FUND	0	63.948	63.948
**D	DWS INVESTMENT GMBH FOR DEAM-FONDS RKBS	0	5.700	5.700
**D	DWS INVESTMENT GMBH FOR DEAM-FONDS DVERG	0	4.101	4.101
**D	DWS INVESTMENT GMBH FOR DEAMFONDS EXEMPLUM	0	15.297	15.297
**D	DWS INVESTMENT GMBH FOR DEAM-FONDS BG 2	0	9.098	9.098
**D	DWS INVESTMENT GMBH FOR DEAM-FONDS PAJ 1	0	10.000	10.000
**D	PIMCO RAE INTERNATIONAL FUND LLC	0	80.000	80.000
**D	PIMCO EQUITY SERIES: PIMCO DIVIDEND AND INCOME FUND	0	36.276	36.276
**D	A1B INTERNATIONAL DISCIPLINED EQUITY FUND	0	9.319	9.319
**D	EUROPE INVESTMENT FUND	0	208.876	208.876
**D	MACKENZIE QUANTITATIVE WORLD LARGE CAP EX JAPAN FUND	0	299.738	299.738
**D	BRIGHTHOUSE FUNDS TRUST I - BRIGHTHOUSE/ARTISAN INTERNATIONAL PORTFOLIO	0	924.788	924.788
**D	RUSSELL INVESTMENT COMPANY PLC	0	139.058	139.058
**D	NUVEEN GLOBAL EQUITY INCOME FUND	0	1.044.130	1.044.130
**D	TALCOTT RESOLUTION LIFE INSURANCE COMPANY	0	876.408	876.408
**D	RUSSELL INVESTMENTS MULTIASSET FACTOR EXPOSURE FUND	0	206.476	206.476
**D	UNIVERSAL-INVESTMENT-GESELLSCHAFT MBH FOR FINREON S&KB TAIL RISK CONTROL (WORLD)	0	86.035	86.035
**D	MARYLAND STATE RETIREMENT PENSION SYSTEM	0	20.403	20.403
**D	GOVERNMENT PENSION INVESTMENT FUND	0	60.000	60.000
**D	GOVERNMENT PENSION INVESTMENT FUND	0	1.358.234	1.358.234
**D	GOVERNMENT PENSION INVESTMENT FUND	0	1.350.794	1.350.794
**D	GOVERNMENT PENSION INVESTMENT FUND	0	902.283	902.283
**D	GOVERNMENT PENSION INVESTMENT FUND	0	413.848	413.848
**D	GOVERNMENT PENSION INVESTMENT FUND	0	338.790	338.790
**D	GOVERNMENT PENSION INVESTMENT FUND	0	138.327	138.327
**D	GOVERNMENT PENSION INVESTMENT FUND	0	1.788.289	1.788.289
**D	GOVERNMENT PENSION INVESTMENT FUND	0	2.364.705	2.364.705
**D	ALLIANTZ GLOBAL INVESTORS GMBH FOR CAPITAL PLUS	0	1.344.342	1.344.342
**D	MDPIM INTERNATIONAL EQUITY INDEX POOL	0	663.274	663.274
**D	MERCER QIF COMMON CONTRACTUAL FUND	0	1.911.053	1.911.053
**D	LOCKHEED MARTIN CORPORATION DEFINED CONTRIBUTION PLANS MASTER TR	0	405.920	405.920
**D	LOCKHEED MARTIN CORPORATION DEFINED CONTRIBUTION PLANS MASTER TR	0	1.320.339	1.320.339
**D	TANGERINE EQUITY GROWTH PORTFOLIO	0	442.894	442.894
**D	THE FIRST CHURCH OF CHRIST SCIENTIST	0	258.844	258.844
**D	TRANSAMERICA MORGAN STANLEY GLOBAL ALLOCATION VP	0	157.450	157.450
**D	PRUDENTIAL TRUST COMPANY COLLECTIVE TRUST	0	4.809	4.809
**D	MERCER QIF COMMON CONTRACTUAL FUND	0	44.005	44.005
**D	MERCER GLOBAL LOW VOLATILITY EQUITY FUND	0	90.766	90.766
**D		0	2.454.248	2.454.248
**D		0	6.635	6.635

LISTA ESITO DELLA VOTAZIONE

Oggetto: 1. Bilancio di esercizio al 31 dicembre 2025. Relazioni del Consiglio di Amministrazione, del Collegio Sindacale e della Società di revisione. Deliberazioni relative. Presentazione del bilancio consolidato al 31 dicembre 2025 comprensivo della Rendicontazione consolidata di sostenibilità relativa all'esercizio 2025. FAVOREVOLI

Badge	Ragione Sociale	Proprio	Delega	Totale
**D	LOS ANGELES COUNTY EMPLOYEES RETIREMENT ASSOCIATI	0	1.628.942	1.628.942
**D	STATE STREET GLOBAL ALL CAP EQUITY EXUS INDEX PORTFOLIO	0	2.233.534	2.233.534
**D	STATE STREET INTERNATIONAL DEVELOPED EQUITY INDEX PORTFOLIO	0	1.557.601	1.557.601
**D	JUNIVERSITAS GB UMBRELLA FUND -JUNIVERSITAS MA M 1 FUND UNIT TRUST	0	80.721	80.721
**D	MULTI STYLE MULTI MANAGER FUNDSPLC	0	240.639	240.639
**D	ALLIANZ GLOBAL INVESTORS GMBH FOR PREMIUMMANDAT KONSERVATIV	0	6.223	6.223
**D	ALLIANZ GLOBAL INVESTORS GMBH FOR ALLIANZ FLEXI RENTENFONDS	0	25.154	25.154
**D	RHUMBLINE INTERNATIONAL POOLED INDEX TRUST	0	310.085	310.085
**D	RHUMBLINE CV ALL GLOBAL EX-US EQUITY INDEX FUND LLC	0	369.765	369.765
**D	WILLIAM BLAIR INSTITUTIONAL INTERNATIONAL GROWTH FUND	0	16.422	16.422
**D	WILLIAM BLAIR COLLECTIVE INVESTMENT TRUST	0	348.880	348.880
**D	LVIP SSGA DEVELOPED INTERNATIONAL 150 FU	0	2.510.535	2.510.535
**D	LVIP DIMENSIONAL INTERNATIONAL CORE EQUITY FUND	0	490.009	490.009
**D	SPDR PORTFOLIO MSCI GLOBAL STOCK MARKET ETF	0	188.229	188.229
**D	SCOTIA INTERNATIONAL EQUITY INDEX TRACKER ETF	0	122.107	122.107
**D	NINETY ONE GLOBAL SELECT LLC-NINETY ONE GLOBAL ENVIRONMENT FUND	0	261.947	261.947
**D	MERCER UCITS COMMON CONTRACTUALFUND	0	76.586	76.586
**D	THORNBERG INTERNATIONAL EQUITY FUND	0	190.178	190.178
**D	THORNBERG INVESTMENT INCOME BUILDER FUND	0	10.362.263	10.362.263
**D	MOUNT HATTON INVESTMENTS LIMITED	0	54.735.431	54.735.431
**D	RUSSELL INVESTMENTS TRUST COMPANY COMMINGLED EMPLOYEE BENEFIT FUNDS TRUST	0	128.721	128.721
**D	MEAG WENICH ERGO KAPITALANLAGEGESELLSCHAFT MBH FOR MEAG ERGO PENSION I	0	800.943	800.943
**D	MEAG PENSION INVEST	0	168.872	168.872
**D	JNL/DFA INTERNATIONAL CORE EQUITY FUND	0	117.613	117.613
**D	SUNAMERICA SERIES TRUST-SA LEGMASON TACTICAL OPPORTUNITIES PO	0	115.115	115.115
**D	SEASONS SERIES TRUST SA MULTI-MANAGED INTERNATIONAL EQUITY PORTF	0	9.076	9.076
**D	ALLIANCEBERNSTEIN L.P.	0	107.504	107.504
**D	AB BOND FUND INC AB ALL MARKETREAL RETURN PORTFOLIO	0	2.881	2.881
**D	AB COLLECTIVE INVESTMENT TRUST SERIES	0	55.945	55.945
**D	THE GOLDMAN SACHS TRUST COMPANYNA COLLECTIVE TRUST	0	258.898	258.898
**D	GOLDMAN SACHS TRUST GOLDMAN SACHS GLOBAL MANAGED BETA FUND	0	84.808	84.808
**D	LAZARD ASSET MANAGEMENT LLC	0	44.020	44.020
**D	MFS VARIABLE INSURANCE TRUST MFS UTILITIES SERIES	0	763	763
**D	UNIVERSAL-INVESTMENT-GESELLSCHAFT MBH FOR ARBOR I UI	0	832.697	832.697
**D	PENNSYLVANIA BENEFIT GUARANTY CORPORATION	0	386.651	386.651
**D	UNIVERSAL INVESTMENT GMBH FOR UIFONDS AKTIEN EUROPE	0	582.756	582.756
**D	INTE KAPITALANLAGEGESELLSCHAFT MBH FOR LHPRIVATRENTAKTIEN	0	220.000	220.000
**D	JOHN HANCOCK HEDGED EQUITY AND INCOME FUND	0	650.000	650.000
**D	JOHN HANCOCK MULTIFACTOR DEVELOPED INTERNATIONAL ETF	0	11.465	11.465
**D	SSB MSCI ACWI EX USA IMI SCREENED NONLENDING COMMON TRUST FUND	0	235.103	235.103
**D	FEDERATED HERMES GLOBAL ALLOCATION FUND	0	320.439	320.439
**D	UNIVERSAL-INVESTMENT-GESELLSCHAFT MBH FOR PROCTER-AND-GAMBLE	0	2.508	2.508
**D	UNIVERSALINVESTMENTGESELLSCHAFTMBH FOR BISUIFONDS	0	593.607	593.607
**D	JOHN HANCOCK INTERNATIONAL HIGHDIVIDEND ETF	0	23.094	23.094
**D	ALLSPRING GLOBAL DIVIDEND OPPORTUNITY FUND	0	4.415	4.415
**D	SCHWAB INTERNATIONAL CORE EQUITY FUND	0	335.252	335.252
**D	US PROVINCE MISSIONARY OBLATES-SERVICE TRUST	0	938.682	938.682
**D		0	12.304	12.304



## LISTA ESITO DELLA VOTAZIONE

Oggetto: 1. Bilancio di esercizio al 31 dicembre 2025. Relazioni del Consiglio di Amministrazione, del Collegio Sindacale e della Società di revisione. Deliberazioni relative. Presentazione del bilancio consolidato al 31 dicembre 2025 comprensivo della Rendicontazione consolidata di sostenibilità relativa all'esercizio 2025. FAVOREVOLI

Badge	Ragione Sociale	Proprio	Delega	Totale
**D	CATHOLIC INVESTMENT TRUST OF ARLINGTON	0	83.170	83.170
**D	TEACHERS' RETIREMENT SYSTEM OF THE STATE OF ILLINOIS	0	1.706.003	1.706.003
**D	TEACHERS' RETIREMENT SYSTEM OF THE STATE OF ILLINOIS	0	499.905	499.905
**D	VANGUARD DEVELOPED MARKETS EX-US VALUE INDEX ETF	0	8.037	8.037
**D	VANGUARD DEVELOPED MARKETS EX-US GROWTH INDEX ETF	0	4.604	4.604
**D	NEW YORK STATE TEACHERS RETIREMENT SYSTEM	0	3.442.891	3.442.891
**D	EMPOWER TRUST COMPANY LLC	0	314.461	314.461
**D	MANULIFE INVESTMENT MANAGEMENT SYSTEMATIC INFRASTRUCTURE EQUITYPOOLED FUND	0	476.667	476.667
**D	UBS FUND MANAGEMENT (SWITZERLAND) AG ON BEHALF OF ZURICH INVESTINSTIUTIONAL FUNDS - ZIF GREEN	0	311.150	311.150
**D	UBS FUND MANAGEMENT (SWITZERLAND) AG ON BEHALF OF ZURICH INVESTINSTIUTIONAL FUNDS	0	12.595	12.595
**D	INTERNATIONAL ACTIVE EQUITIES	0	308.443	308.443
**D	WASHINGTON STATE INVESTMENT BOARD	0	2.891.384	2.891.384
**D	BMO GLOBAL INFRASTRUCTURE FUND	0	369.677	369.677
**D	BMO EUROPEAN FUND	0	230.466	230.466
**D	VENERABLE INTERNATIONAL INDEX FUND	0	361.809	361.809
**D	VENERABLE INTERNATIONAL EQUITY FUND	0	155.650	155.650
**D	GREAT GRAY COLLECTIVE INVESTMENT TRUST	0	175.337	175.337
**D	MERCY HEALTH RETIREMENT TRUST	0	492	492
**D	VANGUARD FTSE DEVELOPED EUROPE ALL CAP INDEX ETF	0	232.278	232.278
**D	SSGA SPDR ETF'S EUROPE I PUBLIC LIMITED COMPANY	0	2.002.301	2.002.301
**D	SSGA SPDR ETF'S EUROPE II PUBLIC LIMITED COMPANY	0	713.047	713.047
**D	SSGA SPDR ETF'S EUROPE II PUBLICLIMITED COMPANY	0	1.374.209	1.374.209
**D	THE STATE OF CONNECTICUT, ACTING THROUGH ITS TREASURER	0	3.411.593	3.411.593
**D	DWS INVESTMENT GMBH FOR DEAM-FONDS MASP	0	100.000	100.000
**D	DWS INVESTMENT GMBH FOR DB GENERATIONEN INVEST	0	320.000	320.000
**D	PINEBRIDGE GLOBAL FUNDS	0	34.900	34.900
**D	MASON TENDERS DISTRICT COUNCIL PENSION FUND	0	366.384	366.384
**D	DWS INVESTMENT GMBH FOR DWS SYSTEMATIC EUROPEAN EQUITY	0	114.789	114.789
**D	DWS INVESTMENT GMBH FOR DWS SYSTEMATIC GLOBAL EQUITY	0	94.933	94.933
**D	UBS (IRL) ETF PLC	0	2.888.911	2.888.911
**D	SSB SF GLOBAL INFRASTRUCTURE INDEX NONLENDING COMMON TRUST FUND	0	2.828.564	2.828.564
**D	TJ-NONQUALIFIED LLC	0	4.492.224	4.492.224
**D	TENNESSEE CONSOLIDATED RETIREMENT SYSTEM	0	13.399.506	13.399.506
**D	CALIFORNIA PUBLIC EMPLOYEES RETIREMENT SYSTEM	0	133.747	133.747
**D	STATE STREET CCF	0	5.531	5.531
**D	UNIVERSALINVESTMENTSELLSCHAFMBH FOR SRV100	0	26.602	26.602
**D	STATE STREET IRELAND UNIT TRUST	0	74.401	74.401
**D	SERVICES GROUP OF AMERICA INC	0	69.775	69.775
**D	GAM INVESTMENT MANAGEMENT (SWITZERLAND) AG	0	2.707.509	2.707.509
**D	NATWEST ST JAMES'S PLACE GLOBALEQUITY UNIT TRUST	0	110.823	110.823
**D	NATWEST ST JAMES'S PLACE BALANCED MANAGED UNIT TRUST	0	77.005	77.005
**D	GOVERNMENT PENSION INVESTMENT FUND	0	1.617.572	1.617.572
**D	GOVERNMENT PENSION INVESTMENT FUND	0	757	757
**D	DESJARDINS RI GLOBAL MULTIFACTOR FOSSIL FUEL RESERVES FREEEFF	0	14.275	14.275
**D	DESJARDINS RI DEVELOPED EXUSA EXCANADA LOW CO2 INDEX ETF	0	277.443	277.443
**D	NATWEST ST JAMES'S PLACE MANAGED GROWTH UNIT TRUST	0	28.389	28.389
**D	RUSSELL INVESTMENTS INSTITUTIONAL FUNDS, LLC GLOBAL EQUITY PLUS	0	60.427	60.427
**D	INTERNATIONAL DEVELOPED EQUITY ACTIVE ETF	0		

ENEL S.p.A.

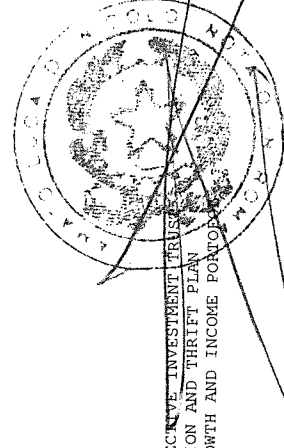
12 maggio 2026

Assemblea Ordinaria del 12 maggio 2026

## LISTA ESITO DELLA VOTAZIONE

Oggetto: **1. Bilancio di esercizio al 31 dicembre 2025. Relazioni del Consiglio di Amministrazione, del Collegio Sindacale e della Società di revisione. Deliberazioni relative. Presentazione del bilancio consolidato al 31 dicembre 2025 comprensivo della Rendicontazione consolidata di sostenibilità relativa all'esercizio 2025.**  
**FAVOREVOLI**

Badge	Ragione Sociale	Proprio	Delega	Totale
**D	GOVERNMENT PENSION INVESTMENT FUND	0	50.145	50.145
**D	HSC BANK PLC AS TRUSTEE OF STATE STREET AUT GLOBAL INDEX EQUITY FUND	0	41.313	41.313
**D	HSC BANK PLC AS TRUSTEE OF STATE STREET AUT EUROPE EX UK INDEX EQUITY FUND	0	2.923.455	2.923.455
**D	NINETY ONE PROFESSIONAL INVESTMENT FUNDS FCC LIMITED - GLOBAL EQUITY (SA) FUND	0	982.497	982.497
**D	NINETY ONE PROFESSIONAL INVESTMENT FUNDS FCC LIMITED - GLOBAL BALANCED (SA) FUND	0	4.152.155	4.152.155
**D	SCOTTISH WIDOWS LIMITED	0	14.219.442	14.219.442
**D	SPW MANAGED ICVC - SPW TACTICALFUND 1	0	129.038	129.038
**D	SPW MANAGED ICVC - SPW TACTICALFUND 2	0	51.232	51.232
**D	PAGE ALTERNATIVE STRATEGIES INVESTMENTS	0	419	419
**D	COMMONFUND SCREENED GLOBAL EQUITY LLC	0	18.748	18.748
**D	RUSSELL INVESTMENTS INSTITUTIONAL FUNDS, LLC INTERNATIONAL EQUIT	0	297.156	297.156
**D	RUSSELL INVESTMENTS INSTITUTIONAL FUNDS, LLC GLOBAL LISTED INFRA	0	162.029	162.029
**D	DWS INVESTMENT GMBH FOR DEAM FONDS ETF	0	54.848	54.848
**D	DWS INVESTMENT GMBH FOR DEAM FONDS LW1	0	14.835	14.835
**D	THRIVENT INTERNATIONAL ALLOCATION PORTFOLIO	0	1.028.834	1.028.834
**D	THRIVENT GLOBAL STOCK FUND	0	858.851	858.851
**D	DWS INVESTMENT GMBH FOR DEAM FONDS WOP 2	0	102.920	102.920
**D	DWS INVESTMENT GMBH FOR DEAMFONDS KGPENSIONEN	0	39.378	39.378
**D	DWS INVESTMENT GMBH FOR DEAM FONDS DKS 1	0	40.000	40.000
**D	STITCHING PENSIONFONDS WERK EN(RE) INTEGRATIE	0	211.161	211.161
**D	DWS INVESTMENT GMBH FOR DEAM FONDS PMB 1	0	8.800	8.800
**D	DWS INVESTMENT GMBH FOR DEAM FONDS ABF1	0	20.000	20.000
**D	DWS INVESTMENT GMBH FOR DEAMFONDSBCA 1	0	52.061	52.061
**D	PIMCO FUNDS GLOBAL INVESTORS SERIES PLC	0	7.219.610	7.219.610
**D	COSMOPOLITAN INVESTMENT FUND	0	139.248	139.248
**D	FIDELITY COVINGTON TRUST: FIDELITY ENHANCED INTERNATIONAL ETF	0	1.707.583	1.707.583
**D	ATB INTERNATIONAL EQUITY INCOME FUND	0	705.123	705.123
**D	DEUTSCHE BANK TRUST COMPANY AMERICAS	0	448.000	448.000
**D	GOG PARTNERS INTERNATIONAL QUALITY EQUITY FUND	0	2.268.652	2.268.652
**D	NORTHROP GRUMMAN PENSION MASTERTRUST	0	21.362	21.362
**D	NORTHROP GRUMMAN CORPORATION VEBA MASTER TRUST I	0	20.151	20.151
**D	GOVERNMENT PENSION INVESTMENT FUND	0	709.908	709.908
**D	MCIC VERMONT (A RECIPROCAL RISKRETENTION GROUP)	0	38.929	38.929
**D	GOVERNMENT PENSION INVESTMENT FUND	0	3.881.921	3.881.921
**D	GOVERNMENT PENSION INVESTMENT FUND	0	405.388	405.388
**D	MGI FUNDS PLC	0	75.689	75.689
**D	LM FUND LP	0	1.980.883	1.980.883
**D	MD INTERNATIONAL GROWTH FUND	0	32.340	32.340
**D	MD INTERNATIONAL VALUE FUND	0	25.250	25.250
**D	MGI FUNDS PLC	0	150.393	150.393
**D	NEUBERGER BERMAN TRUST COMPANY N.A. COLLECTIVE INVESTMENT TRUST	0	124.367	124.367
**D	COUNTY OF LOS ANGELES DEFERRED COMPENSATION AND THRIFT PLAN	0	156.189	156.189
**D	SUNAMERICA SERIES TRUST SA PUTNAM INT GROWTH AND INCOME PORTFOLIO	0	648.297	648.297
**D	OPENWORLD PUBLIC LIMITED COMPANY	0	566.924	566.924
**D	RUSSELL INVESTMENT COMPANY V PLC	0	373.949	373.949
**D	SPDR SP GLOBAL DIVIDEND ETF	0	45.495	45.495
**D	INVESCO ADVANTAGE INTERNATIONAL FUND	0	263.399	263.399
**D		0	20.392	20.392



Pagina 87

Azionisti in delega: 4.448

## LISTA ESITO DELLA VOTAZIONE

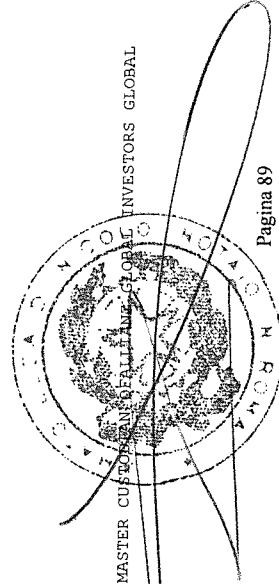
Oggetto: **1. Bilancio di esercizio al 31 dicembre 2025. Relazioni del Consiglio di Amministrazione, del Collegio Sindacale e della Società di revisione. Deliberazioni relative. Presentazione del bilancio consolidato al 31 dicembre 2025 comprensivo della Rendicontazione consolidata di sostenibilità relativa all'esercizio 2025.**  
**FAVOREVOLI**

Badge	Ragione Sociale	Proprio	Delega	Totale
**D	INSTITUTIONAL RETIREMENT TRUST	0	80.879	80.879
**D	RHUMBLINE ALL COUNTRY INTERNATIONAL INDEX FUND	0	16.543	16.543
**D	RHUMBLINE LOW CARBON INDEX FUNDLIC	0	237.743	237.743
**D	WWF FOUNDATION	0	12.039	12.039
**D	LVIP MONDRIAN INTERNATIONAL VALUE FUND	0	2.269.598	2.269.598
**D	LVIP SSGA INTERNATIONAL INDEX FUND	0	1.094.453	1.094.453
**D	MEAG MUNICH ERGO KAPITALANLAGEGES MBH FOR MEAG EUROSTAR	0	26.625	26.625
**D	MEAG MULTI LIFE	0	1.161.804	1.161.804
**D	SEDR MSCI EAFE FOSSIL FUEL RESERVES FREE ETF	0	240.261	240.261
**D	SEDR MSCI EAFE STRATEGICFACTORSETF	0	203.702	203.702
**D	WILLIAM BLAIR INTERNATIONAL LEADERS FUND	0	260.745	260.745
**D	WILLIAM BLAIR INTERNATIONAL GROWTH FUND	0	2.554.985	2.554.985
**D	THORNBERG BETTER WORLD INTERNATIONAL FUND	0	503.645	503.645
**D	THORNBERG INCOME BUILDER OPPORTUNITIES TRUST	0	1.334.116	1.334.116
**D	NEUBERGER BERMAN ETF TRUST - NEUBERGER INTERNATIONAL CORE EQUITY ETF	0	1.897.635	1.897.635
**D	GMO INVESTMENTS ICADV	0	286.920	286.920
**D	GMO CLIMATE CHANGE FUND	0	189.015	189.015
**D	SEASONS SERIES TRUST SA PUTNAM ASSET ALLOCATION DIVERSIFIED GROW	0	205.173	205.173
**D	SUNAMERICA SERIES TRUST SA JPM DIVERSIFIED BALANCED PORTFOLIO	0	3.408	3.408
**D	SUNAMERICA SERIES TRUST-SA GOLDMAN SACHS MULTI-ASSET INSIGHT PRT	0	13.515	13.515
**D	TRANSAMERICA INTERNATIONAL STOCK	0	1.712	1.712
**D	IBM 401(K) PLUS PLAN TRUST	0	560.823	560.823
**D	GOLDMAN SACHS GQG PARTNERS INT OPPORTUNITIES FND	0	50.663	50.663
**D	OREGON PUBLIC EMPLOYEES RETIREMENT SYSTEM	0	1.465.908	1.465.908
**D	FIDELITY RUTLAND SQUARE TRUST II STRATEGIC ADVISERS INT FUND	0	124.698.001	124.698.001
**D	FMR CAPITAL INC	0	51.088	51.088
**D	INTERNATIONAL PAPER COMPANY COMINGLED INVESTMENT GROUP TRUST	0	1.231.523	1.231.523
**D	UNIVERSAL INVESTMENT GESELLSCHAFT MBH FOR KFFT UNIVERSAL FONDS	0	3.838	3.838
**D	SUNAMERICA SERIES TRUST-SA TR PRIC-ASSET ALLOCATION GROWTHPORTF	0	392.190	392.190
**D	SUNAMERICA SERIES TRUST SA TEMPLETON FOREIGN VALUE PORTFOLIO	0	110.410	110.410
**D	STATE STREET TOTAL RETURN VIS FUND	0	106.403	106.403
**D	VANGUARD FIDUCIARY TRUST COMPANY DEVELOPED MARKETS INDEX TRUST	0	127.141	127.141
**D	VANGUARD ENERGY FUND	0	41.569	41.569
**D	JOHN HANCOCK VARIABLE INSURANCE TRUST STRAT EQ ALLOCATION TRUST	0	1.769.808	1.769.808
**D	JOHN HANCOCK INFRASTRUCTURE FUND	0	15.644.663	15.644.663
**D	JOHN HANCOCK TRUST COMPANY COLLECTIVE INVESTMENT TRUST	0	426.872	426.872
**D	SCHWAB INTERNATIONAL DIVIDEND EQUIT Y ETF	0	2.579.479	2.579.479
**D	SCHWAB INTERNATIONAL EQUITY ETF	0	609.074	609.074
**D	HC CAPITAL TRUST- THE INSTITUTIONAL INTERNATIONAL EQUITY PORTFOL	0	7.999.501	7.999.501
**D	HC CAPITAL TRUST- THE INTERNATIONAL EQUITY PORTFOLIO	0	17.068.889	17.068.889
**D	THE METHODIST HOSPITAL	0	335.926	335.926
**D	HC CAPITAL TRUST - THE ESG GROWTH PORTFOLIO	0	81.309	81.309
**D	HC CAPITAL TRUST- THE CATHOLIC SRI GROWTH PORTFOLIO	0	490.676	490.676
**D	HC CAPITAL TRUST- THE CATHOLIC SRI GROWTH PORTFOLIO	0	11.364	11.364
**D	ASKWRIGHT, LLC	0	8.301	8.301
**D	EMPOWER ANNUITY INSURANCE COMPANY	0	36.285	36.285
**D	EMPOWER ANNUITY INSURANCE COMPANY	0	624.451	624.451
**D		0	290.442	290.442

## LISTA ESITO DELLA VOTAZIONE

Oggetto: 1. Bilancio di esercizio al 31 dicembre 2025. Relazioni del Consiglio di Amministrazione, del Collegio Sindacale e della Società di revisione. Deliberazioni relative. Presentazione del bilancio consolidato al 31 dicembre 2025 comprensivo della Rendicontazione consolidata di sostenibilità relativa all'esercizio 2025. FAVOREVOLI

Badge	Ragione Sociale	Proprio	Delega	Totale
**D	WASHINGTON STATE INVESTMENT BOARD	0	2.445.929	2.445.929
**D	STATE STREET ALL-COUNTRY WORLD ACTIVE NON- LENDING COMMON TRUSTFUND	0	62.970	62.970
**D	PROCTER AND GAMBLE BELGIUM PENSION FUND	0	19.796	19.796
**D	PRINCIPAL LIFE INSURANCE COMPANY	0	214.258	214.258
**D	BMO INTERNATIONAL EQUITY FUND	0	447.396	447.396
**D	BMO GLOBAL CLIMATE TRANSITION FUND	0	5.027	5.027
**D	VANGUARD FTSE DEVELOPED ALL CAPEX NORTH AMERICA INDEX ETF	0	2.015.140	2.015.140
**D	VANGUARD FTSE DEVELOPED EX NORTH AMERICA HIGH DIVIDEND YIELD IND	0	843.065	843.065
**D	VANECK LOW CARBON ENERGY ETF	0	809.915	809.915
**D	GREAT GRAY COLLECTIVE INVESTMENT TRUST	0	14.723	14.723
**D	WELLS FARGO INTERNATIONAL GROWTH PORTFOLIO	0	14.723	14.723
**D	WILLIAM BLAIR INTERNATIONAL LEADERS POOLED FUND	0	224.888	224.888
**D	SSB FTSE RAFI DEVELOPED 1000 INDEX NONLENDING COMMON TRUST FUND	0	1.375.187	1.375.187
**D	SSB GLOBAL DEFENSIVE EQUITY NONLENDING COMMON TRUST FUND	0	32.067	32.067
**D	STATE STREET FACTORBASED NONLENDING COMMON TRUST FUND	0	132.776	132.776
**D	RETIREMENT BENEFITS INVESTMENT FUND	0	1.976	1.976
**D	PUBLIC EMPLOYEES RETIREMENT SYSTEM OF NEVADA	0	64.984	64.984
**D	METZLER ASSET MANAGEMENT GMBH FOR MIFONDS 415	0	3.921.297	3.921.297
**D	HARTFORD SCHRODERS INTERNATIONAL MULTI-CAP VALUE FUND	0	536.974	536.974
**D	HARTFORD SCHRODERS DIVERSIFIED GROWTH FUND	0	1.628.165	1.628.165
**D	BURROUGHS WELLCOME FUND	0	4.571	4.571
**D	DWS INVESTMENT GMBH FOR DEAMFONDS PG EQ	0	25.926	25.926
**D	UNIVERSAL-INVESTMENT-GESELLSCHAFT MBH FOR UI-ELKB-FONDS 1	0	176.431	176.431
**D	UNIGESTION GLOBAL EQUITIES FUND	0	260.563	260.563
**D	UNIGESTION ALL COUNTRY WORLD EQUITIES FUND	0	155.504	155.504
**D	NUVEEN REAL ASSET INCOME FUND	0	252.039	252.039
**D	NUVEEN REAL ASSET INCOME & GROWTH FUND	0	1.471.528	1.471.528
**D	ASIAN DEVELOPMENT BANK	0	715.525	715.525
**D	GOVERNMENT PENSION INVESTMENT FUND	0	1.121.414	1.121.414
**D	GOVERNMENT PENSION INVESTMENT FUND	0	352.403	352.403
**D	MUSASHI SMART PREMIA FUND	0	279.018	279.018
**D	ALLIANCEBERNSTEIN EUROPEAN OPPORTUNITIES SERIES	0	1.903	1.903
**D	ALLIANCEBERNSTEIN DELAWARE BUSINESS TRUST - AB INTERNATIONAL STRATEGIC EQUITIES SERIES	0	2.906.368	2.906.368
**D	TENNESSEE CONSOLIDATED RETIREMENT SYSTEM	0	173.790	173.790
**D	TJ-QUALIFIED LLC	0	1.033.664	1.033.664
**D	MACF 2 HOLDING LLC	0	42.709	42.709
**D	VNL LP	0	15.959	15.959
**D	MACF 3	0	12.467	12.467
**D	CUBE MULTI ASSET SUB TRUST	0	306	306
**D	GOVERNMENT PENSION INVESTMENT FUND	0	9.419	9.419
**D	GOVERNMENT PENSION INVESTMENT FUND	0	493.779	493.779
**D	GOVERNMENT PENSION INVESTMENT FUND	0	1.490.141	1.490.141
**D	TAIWAN COOPERATIVE BANK, IN ITS CAPACITY AS MASTER CUSTODIAN OF GLOBAL INVESTORS GLOBAL	0	415.317	415.317
**D	MOUNT HAYTON INVESTMENTS LIMITED	0	20.000	20.000
**D	LACERA MASTER OPEB TRUST	0	25.715	25.715
**D	TEXAS MUNICIPAL RETIREMENT SYSTEM	0	204.356	204.356
**D	STATE STREET IRELAND UNIT TRUST	0	961.392	961.392
**D	STATE STREET ICAV	0	878	878
**D		0	173.808	173.808



ENEL S.p.A.

12 maggio 2026

Assemblea Ordinaria del 12 maggio 2026

## LISTA ESITO DELLA VOTAZIONE

Oggetto: 1. Bilancio di esercizio al 31 dicembre 2025. Relazioni del Consiglio di Amministrazione, del Collegio Sindacale e della Società di revisione. Deliberazioni relative. Presentazione del bilancio consolidato al 31 dicembre 2025 comprensivo della Rendicontazione consolidata di sostenibilità relativa all'esercizio 2025. FAVOREVOLI

Badge	Ragione Sociale	Proprio	Delega	Totale
**D	NATWEST ST JAMES'S PLACE GLOBALVALDE UNIT TRUST	0	19.769.929	19.769.929
**D	NATWEST ST JAMES'S PLACE STRATEGIC INCOME UNIT TRUST	0	267.284	267.284
**D	MARIGOLD TACTICAL STRATEGIES LTD	0	22.908	22.908
**D	TANGERINE BALANCED PORTFOLIO	0	76.364	76.364
**D	TANGERINE BALANCED GROWTH PORTFOLIO	0	115.614	115.614
**D	SWEDBANK ROBUR NEW ENERGY	0	960.760	960.760
**D	KPA BLANDFOND	0	155.611	155.611
**D	HONG KONG SPECIAL ADMINISTRATIVE REGION GOVERNMENTEXCHANGE FUND	0	118.023	118.023
**D	DESJARDINS RI DEVELOPED EXUSA EXCANADA MULTIFACTOR LOW CO2 ETF	0	31.186	31.186
**D	FRANK RUSSEL INSTITUTIONAL FUNDS PLC	0	7.922	7.922
**D	THE PRUDENTIAL INSURANCE COMPANY OF AMERICA	0	245.350	245.350
**D	1832 AM QUANTITATIVE GLOBAL MEGA CAP EQUITY POOL	0	17.684	17.684
**D	SCOTIA WEALTH FOCUS INTERNATIONAL VALUE POOL	0	435.548	435.548
**D	SSGA MSCI ACWI EX-USA INDEX NON-LENDING DAILY TRUST	0	37.647	37.647
**D	INVESCO BCPL BADGER FUND, A SERIES OF INVESCO MULTI SERIES FUNDS II	0	51.575	51.575
**D	CAYMAN ISLANDS CHAMBER OF COMMERCE PENSION FUND	0	53.143	53.143
**D	MHT AG	0	998.087	998.087
**D	MHT INVESTMENT AG	0	4.462	4.462
**D	ALLIANZ GLOBAL INVESTORS GMBH FOR NUERNBERGER EUROLAND A	0	195.275	195.275
**D	SCOTIA INTERNATIONAL EQUITY INDEX FUND	0	40.412	40.412
**D	SCOTIA WEALTH WORLD INFRASTRUCTURE POOL	0	307.800	307.800
**D	MD GROWTH INVESTMENTS LIMITED	0	79.036	79.036
**D	SPDR MSCI WORLD STRATEGICFACTORS ETF	0	11.156	11.156
**D	LSAM SF 3 PLC	0	1.539.341	1.539.341
**D	HARTFORD MULTIFACTOR DEVELOPED MARKETS (EXUS) ETF	0	314.095	314.095
**D	NINETY ONE PROFESSIONAL INVESTMENT FUNDS ECC LIMITED - GLOBAL STRATEGIC EQUITY FUND	0	661.687	661.687
**D	NINETY ONE FUNDS SERIES III GLOBAL ENVIRONMENT FUND	0	491.520	491.520
**D	STICHTING ING CDC PENSIOENFONDS	0	133.676	133.676
**D	TANGERINE BALANCED INCOME PORTFOLIO	0	8.991	8.991
**D	ZURICH ASSURANCE LTD	0	1.493.666	1.493.666
**D	VANGUARD INVESTMENTS FUNDS ICVC-VANGUARD FTSE DEVELOPED WOR LD EX - U.K. EQUITY INDEX FUND	0	3.177.620	3.177.620
**D	VIF ICVC VANGUARD FTSE DEVELOPED EUROPE EXUK EQUITY INDEX FUND	0	5.729.287	5.729.287
**D	VIF ICVC VANGUARD FTSE GLOBAL ALL CAP INDEX FUND	0	822.211	822.211
**D	NEUBERGER BERMAN INTERNATIONAL SELECT FUND	0	226.125	226.125
**D	NEUBERGER BERMAN INTERNATIONAL EQUITY FUND	0	895.932	895.932
**D	SUNAMERICA SERIES TRUST- SA SCHRÖDERS VCP GLOBAL ALLOCATION PORT	0	2.109	2.109
**D	SUNAMERICA SERIES TRUST- SA T. ROWE PRICE VCP BALANCED PORTFOLIO	0	184.335	184.335
**D	SUNAMERICA SERIES TRUST- SA T. ROWE PRICE VCP BALANCED PORTFOLIO	0	374.137	374.137
**D	INTE KAPITALANLAGESELLSCHAFT MBH FOR DC EUROLAND EQUITIES	0	953.443	953.443
**D	UNIVERSAL-INVESTMENT-GESELLSCHAFT MBH FOR FORTIS-GF-UI-FONDS	0	16.585	16.585
**D	UNIVERSAL-INVESTMENT-GESELLSCHAFT MBH FOR FORTIS-GS-UI-FONDS	0	16.585	16.585
**D	THORNBERG INTERNATIONAL EQUITY ETF	0	987.027	987.027
**D	THORNBERG GLOBAL INVESTMENT PLC	0	839.170	839.170
**D	MEAG MUNICH ERGO KAPITALANLAGESELLSCHAFT MBH FOR MEAG EURO 1	0	3.002.626	3.002.626
**D	ALLIANZ GLOBAL INVESTORS GMBH FOR ALLIANZGIFONDS INDU	0	21.036	21.036
**D	JNL/CAUSEWAY INTERNATIONAL VALUE SELECT FUND	0	2.025.061	2.025.061
**D	JNL/MELLON MSCI WORLD INDEX FUND	0	80.904	80.904
**D	STICHTING PHILIPS PENSIOENFONDS	0	2.095.906	2.095.906

Azionisti in delega: 4.448

Pagina 90

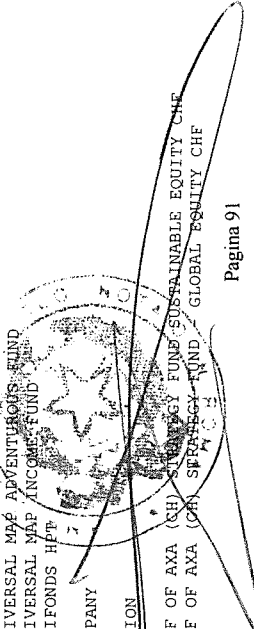


Assemblea Ordinaria del 12 maggio 2026

LISTA ESITO DELLA VOTAZIONE

Oggetto: 1. Bilancio di esercizio al 31 dicembre 2025. Relazioni del Consiglio di Amministrazione, del Collegio Sindacale e della Società di revisione. Deliberazioni relative. Presentazione del bilancio consolidato al 31 dicembre 2025 comprensivo della Rendicontazione consolidata di sostenibilità relativa all'esercizio 2025. FAVOREVOLI

Badge	Ragione Sociale	Proprio	Delega	Totale
**D	SPW MANAGED ICVC - SPW GLOBAL (EX UK) EQUITY FUND	0	470.536	470.536
**D	ALLSPRING DIVERSIFIED INCOME BUILDER FUND	0	176.499	176.499
**D	AB VARIABLE PRODUCTS SERIES FUND INC. - AB DYNAMIC ASSET AL LOCATION PORTFOLIO	0	14.447	14.447
**D	ALLIANZBERNSTEIN VARIABLE PRODUCTS SERIES, INC. INTERNATIONAL VALUE PORTFOLIO	0	502.050	502.050
**D	TRUTH INITIATIVE FOUNDATION	0	252	252
**D	SSB MSCI ITALY INDEX SECURITIESLENDING COMMON TRUST FUND	0	6.197.667	6.197.667
**D	FIDELITY RUTLAND SQUARE TRUST II STRATEGIC ADVISERS INT FUND	0	1.332.866	1.332.866
**D	GOLDMAN SACHS TRUST - GOLDMAN SACHS INTERNATIONAL EQUITY DIVIDEND AND PREMIUM FUND	0	146.400	146.400
**D	GOLDMAN SACHS TRUST II - GOLDMANSACHS MULTI-MANAGER GLOBAL EQUITY FUND	0	103.811	103.811
**D	GOLDMAN SACHS TRUST II MULTIMANAGER INTERNATIONAL EQUITY FUND	0	462.760	462.760
**D	SYLVAN PARTNERS, LLC	0	14.338	14.338
**D	SPDR MSCI ACWI EXUS ETF	0	587.085	587.085
**D	SPDR SIF GLOBAL INFRASTRUCTURE ETF ONE	0	2.006.228	2.006.228
**D	VANGUARD GLOBAL ENVIRONMENTAL OPPORTUNITIES STOCK FUND	0	91.706	91.706
**D	WILMINGTON TRUST CORP	0	58.538	58.538
**D	THE CIVIL SERVICE SUPERANNUATION FUND	0	576.167	576.167
**D	SCHWAB FUNDAMENTAL INTERNATIONAL LARGE COMPANY INDEX ETF	0	8.286.049	8.286.049
**D	SCHWAB INTERNATIONAL OPPORTUNITIES FUND	0	85.456	85.456
**D	AB TRUST - AB INTERNATIONAL VALUE FUND	0	204.869	204.869
**D	BERNSTEIN FUND INC INTERNATIONAL STRATEGIC EQUITIES PORTFOLIO	0	7.859.380	7.859.380
**D	GENERAL CONFERENCE CORPORATION OF SEVENTH DAY ADVENTISTS	0	123.600	123.600
**D	COLLEGE RETIREMENT EQUITIES FUND	0	5.072.965	5.072.965
**D	FIDELITY SALEM STREET TRUST FIDELITY FLEX INTERNATIONAL FOCUSED INDEX FUND	0	15.740	15.740
**D	VANGUARD TOTAL WORLD STOCK INDEX FUND	0	6.239.651	6.239.651
**D	VANGUARD DEVELOPED MARKETS INDEX FUND	0	75.526.558	75.526.558
**D	WELLINGTON MANAGEMENT FUNDS (IRELAND) PLC	0	4.440.589	4.440.589
**D	MANULIFE INVESTMENT MANAGEMENT INTERNATIONAL EQUITY INDEX POOLED FUND	0	460.497	460.497
**D	BOSTON RETIREMENT SYSTEM	0	423.120	423.120
**D	BRIGHTHOUSE FUNDS TRUST II METLIFE MSCI EAFE INDEX PORTFOLIO	0	534.919	534.919
**D	PRINCIPAL/CAUSEWAY INTERNATIONAL VALUE CIT	0	61.002	61.002
**D	WELLINGTON COMPOUND GROWTH, L.P.	0	29.251	29.251
**D	THE WELLINGTON TR CO NATL ASSOCMULTIPLE COLLECTIVE INVESTMENT FDS TR	0	1.391.572	1.391.572
**D	WTGN COMMON TRUST FUNDS TRUST ENDURING ASSETS PORTFOLIO	0	754.873	754.873
**D	PENSIENFONDS METAAL OFF	0	46.692	46.692
**D	AB INTERNATIONAL LOW VOLATILITYEQUITY ETF	0	2.669.114	2.669.114
**D	MEAG MUNICH ERGO KAPITALANLAGESELLSCHAFT MBH FOR MEAG VISION	0	149.559	149.559
**D	VONTobel FONDS SERVICES AG ON BEHALF OF ZUGERKB FONDS-AKTIEEN ESG EUROPA (EUR)	0	164.390	164.390
**D	COLUMBIA THREADNEEDLE (UK) ICVCIII - CT UNIVERSAL MAP DEFENSIVE FUND	0	2.947	2.947
**D	COLUMBIA THREADNEEDLE (UK) ICVCIII - CT UNIVERSAL MAP ADVENTUROUS FUND	0	271.227	271.227
**D	COLUMBIA THREADNEEDLE (UK) ICVCIII - CT UNIVERSAL MAP INCOME FUND	0	61.952	61.952
**D	ALLIANZ GLOBAL INVESTORS GMBH FOR ALLIANZGFONDS HFT	0	29.743	29.743
**D	DWS INVESTMENT GMBH FOR DEAMFONDS GSK 1	0	89.344	89.344
**D	SSGA SPDR ETFS EUROPE I PUBLIC LIMITED COMPANY	0	1.866.553	1.866.553
**D	UNIGESTION GLOBAL EX-CANADA EQUITIES FUND	0	183.403	183.403
**D	THE RUDOLPH J. AND DAPHNE A. MONZER FUNDATION	0	30.081	30.081
**D	PUBLIC EMPLOYEES LONG-TERM CARE FUND	0	136.869	136.869
**D	AXA INVESTMENT MANAGERS SCHWEIZAG ON BEHALF OF AXA (CH) TECHNOLOGY FUND SUSTAINABLE EQUITY CHF	0	129.021	129.021
**D	AXA INVESTMENT MANAGERS SCHWEIZAG ON BEHALF OF AXA (CH) SPINTEG FUND GLOBAL EQUITY CHF	0	89.930	89.930



## LISTA ESITO DELLA VOTAZIONE

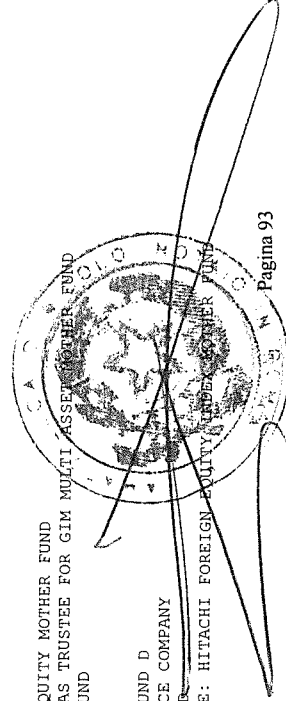
Oggetto: **1. Bilancio di esercizio al 31 dicembre 2025. Relazioni del Consiglio di Amministrazione, del Collegio Sindacale e della Società di revisione. Deliberazioni relative. Presentazione del bilancio consolidato al 31 dicembre 2025 comprensivo della Rendicontazione consolidata di sostenibilità relativa all'esercizio 2025.**  
**FAVOREVOLI**

Badge	Ragione Sociale	Proprio	Delega	Totale
**D	AXA SWISS INST FND GLOBAL FACTORS SUSTAINABLE EQ EX SWITZERLAND	0	19.720	19.720
**D	THRIFT SAVINGS PLAN	0	5.754.889	5.754.889
**D	UNIVERSAL-INVESTMENT-GESELLSCHAFT MBH FOR TK2011	0	41.083	41.083
**D	VALIC COMPANY I GLOBAL STRATEGY FUND	0	19.638	19.638
**D	VALIC COMPANY I INTERNATIONAL EQUITIES INDEX FUND	0	793.897	793.897
**D	VALIC COMPANY I INTERNATIONAL VALUE FUND	0	588.464	588.464
**D	SIR DAVID TRENCH FUND FOR RECREATION	0	5.976	5.976
**D	SWEDBANK ROBUR ACCESS EDGE EUROPE	0	140.833	140.833
**D	INTERNATIONALE KAPITALANLAGEGESELLSCHAFT MBH FOR NAEV WP	0	475.245	475.245
**D	UNIVERSAL-INVESTMENT-GESELLSCHAFT MBH FOR DEBEKA-AKTIEIN-GLOBAL	0	7.794	7.794
**D	UNIVERSALINVESTMENTGESELLSCHAFTMBH FOR DEBEKAAKTIEINEUROPRESG	0	1.427.421	1.427.421
**D	NATWEST ST JAMES S PLACE GLOBALQUALITY UNIT TRUST	0	75.826	75.826
**D	NATWEST ST JAMES S PLACE GLOBALVALUE UNIT TRUST	0	99.488	99.488
**D	NATWEST TRUSTEE AND DEPOSITARY SERVICES LIMITED AS TRUSTEE OF ST. JAMES`S PLACE GLOBAL GROWTH UN	0	68.453	68.453
**D	MANAGED PENSION FUNDS LIMITED	0	537.842	537.842
**D	OMNIS PORTFOLIO INVESTMENTS ICVC - OMNIS DIVERSIFIED RETURNS FUND	0	1.089	1.089
**D	DESJARDINS INTERNATIONAL EQUITYIND EX ETF	0	495.511	495.511
**D	1832 AM GLOBAL COMPLETION ETF LP	0	195.004	195.004
**D	SCOTIA DIVERSIFIED BALANCED FUND	0	127.575	127.575
**D	GOVERNMENT PENSION INVESTMENT FUND	0	2.841.052	2.841.052
**D	SWEDBANK ROBUR ACCESS EUROPA	0	2.159.114	2.159.114
**D	SWEDBANK ROBUR ACCESS GLOBAL	0	1.129.840	1.129.840
**D	NATWEST TRUSTEE AND DEPOSITARY SERVICES LIMITED AS TRUSTEE OF ST. JAMES`S PLACE STRATEGIC MANAGE	0	296.701	296.701
**D	NINETY ONE WORLDWIDE FLEXIBLE FUND	0	42.343	42.343
**D	FAMILY INVESTMENTS CHILD TRUST FUND	0	110.568	110.568
**D	FAMILY INVESTMENTS GLOBAL ICVC FAMILY BALANCED INTERNATIONALFUND	0	99.102	99.102
**D	NOW PENSIONS TRUST	0	260.529	260.529
**D	SOCIAL PROTECTION FUND	0	220.668	220.668
**D	SOCIAL PROTECTION FUND	0	107.780	107.780
**D	H3BC BANK PLC AS TRUSTEE OF STATE STREET AUT EUROPE EX UK S CREENED INDEX EQUITY FUND	0	93.640	93.640
**D	NATWEST TRUSTEE AND DEPOSITARY SERVICES LIMITED AS TRUSTEE OF ST JAMES`S PLACE GLOBAL ABSOLUTE	0	8.929	8.929
**D	SCOTTISH WIDOWS INVESTMENT SOLUTIONS FUNDS ICVC - DEVELOPED MARKETS TILTED EQUITY TRACKER FUND	0	367.546	367.546
**D	SCOTTISH WIDOWS INV.SOLUTIONS FUNDS ICVC-FUNDAMENTAL INDEX GLOBAL EQUITY FUND	0	630.190	630.190
**D	M INTERNATIONAL EQUITY FUND	0	52.438	52.438
**D	SPDR PORTFOLIO EUROPE ETF	0	347.185	347.185
**D	SPDR EURO STOXX 50 ETF	0	6.930.888	6.930.888
**D	STATE STREET INTERNATIONAL ACTIVE N ON-LENDING COMMON TRUST FUND	0	108.387	108.387
**D	THREADNEEDLE PENSIONS LIMITED	0	21.234	21.234
**D	MG INVESTMENT FUNDS (10) MG GLOBAL LISTED INFRASTRUCTURE FUND	0	982.083	982.083
**D	SPDR PORTFOLIO DEVELOPED WORLD EXUS ETF	0	9.205.990	9.205.990
**D	MORGAN STANLEY INSTITUTIONAL FUND TRUST - GLOBAL STRATEGIST PORTFOLIO	0	29.695	29.695
**D	MORGAN STANLEY VARIABLE INSURANCE FUND, INC. GLOBAL STRATEGI ST PORTFOLIO	0	4.082	4.082
**D	COLUMBIA THREADNEEDLE (UK) ICVCIII - CT UNIVERSAL MAP CAUTIOUSFUND	0	89.450	89.450
**D	COLUMBIA THREADNEEDLE (UK) ICVCIII - CT UNIVERSAL MAP CAUTIOUSFUND	0	454.785	454.785
**D	ORANGE COUNTY EMPLOYEES RETIREMENT SYSTEM	0	325.608	325.608
**D	FRANK RUSSELL INVESTMENT CO II PLC	0	223.355	223.355
**D	TIPACREF INTERNATIONAL EQUITY INDEX FUND	0	12.687.738	12.687.738
**D	DESJARDINS GLOBAL DIVIDEND FUND	0	782.152	782.152

## LISTA ESITO DELLA VOTAZIONE

Oggetto: **1. Bilancio di esercizio al 31 dicembre 2025. Relazioni del Consiglio di Amministrazione, del Collegio Sindacale e della Società di revisione. Deliberazioni relative. Presentazione del bilancio consolidato al 31 dicembre 2025 comprensivo della Rendicontazione consolidata di sostenibilità relativa all'esercizio 2025.**  
**FAVOREVOLI**

Badge	Ragione Sociale	Proprio	Delega	Totale
**D	UNIVERSAL-INVESTMENT-GESELLSCHAFT MBH FOR SAARSCHLEIFE-FONDS	0	26.000	26.000
**D	STATE STREET SPCR MSCI WORLD QUALITY MIX ETF	0	17.958	17.958
**D	SST GLOB ADV TAX EXEMPT RETIREMENT PLANS	0	25.745.406	25.745.406
**D	STATE STREET INTERNATIONAL STOCK SELECTION FUND	0	279.999	279.999
**D	AMERICAN AIRLINES INC MASTER FIXED BENEFIT PENSION TRUST	0	180.722	180.722
**D	SANDOOQ AL WATAN INVESTMENTS (RESTRICTED) LTD	0	35.592	35.592
**D	VIF ICVC VANGUARD GLOBAL EQUITY INCOME FUND	0	260.158	260.158
**D	GOLDMAN SACHS UK RETIREMENT PLAN	0	17.124	17.124
**D	FLITCHAM NOMINEES LIMITED	0	9.381	9.381
**D	NINETY ONE EQUITY FUND	0	643.714	643.714
**D	COLUMBIA THREADNEEDLE (UK) ICVCIII - CT UNIVERSAL MAP GROWTH FUND	0	455.038	455.038
**D	COLUMBIA THREADNEEDLE INVESTMENT FUNDS (UK) ICVC - CT EUROPEAN FUND	0	588.781	588.781
**D	COLUMBIA THREADNEEDLE OPPORTUNITY FUNDS (UK) ICVC - CT DYNAMIC REAL RETURN FUND	0	74.349	74.349
**D	HBOS INTERNATIONAL INVESTMENT FUNDS ICVC- INTERNATIONAL GROWTH FUND	0	3.901.028	3.901.028
**D	THE BARCLAYS BANK UK RETIREMENTFUND	0	54.008	54.008
**D	ALGEMEEN PENSIOENFONDS VAN CURAÇAO	0	155.980	155.980
**D	UNIVERSALINVESTMENTGESELLSCHAFTMBH FOR CTWI 1 UI	0	23.002	23.002
**D	UNIVERSALINVESTMENTGESELLSCHAFTMBH FOR HL RESERVEUIFONDS	0	14.968	14.968
**D	STATE OF MINNESOTA	0	3.477.616	3.477.616
**D	NEUBERGER BERMAN EUROPE HOLDINGS LLC	0	632	632
**D	DWS INVESTMENT GMBH FOR DEAM FONDS BBS	0	16.793	16.793
**D	UNIVERSALINVESTMENTGESELLSCHAFTMBH FOR UIFONDS AKTIEN WORLD ESG	0	49.551	49.551
**D	FIDELITY COVINGTON TRUST: FIDELITY INTL HIGH DIVIDEND ETF	0	698.652	698.652
**D	FIDELITY COVINGTON TRUST: FIDELITY INTL VALUE FACTOR ETF	0	494.063	494.063
**D	POLICE AND FIREMEN'S RETIREMENTSYSTEM OF NEW JERSEY	0	1.064.700	1.064.700
**D	ALLIANZ GLOBAL INVESTORS FUND	0	17.134.779	17.134.779
**D	METALLENTE FONDS PORTFOLIO	0	218.523	218.523
**D	ALLIANZ FINANZPLAN 2030	0	11.651	11.651
**D	PREMIUMMANDAT DYNAMIK	0	182.388	182.388
**D	VERMOGENSMANAGEMENT AKTIENSTARS	0	464.305	464.305
**D	AZ FURO INVESTMENTS S.A.	0	1.140.080	1.140.080
**D	VERMOGENSMANAGEMENT DIVIDENDENSTARS	0	602.511	602.511
**D	AL GLOBALAKTIV+	0	417.857	417.857
**D	DWS GARANT	0	204.037	204.037
**D	DWS ESG MULTI ASSET INCOME KONTROLLIERT	0	550.151	550.151
**D	MULTILABEL SICAV	0	128.781	128.781
**D	MULTIPARTNER SICAV	0	323.668	323.668
**D	SMTB GLOBA L ALPHA MOTHER FUND	0	609.999	609.999
**D	STB DEUTSCH HE GLOBAL HIGH DIVIDEND EQUITY MOTHER FUND	0	36.439	36.439
**D	THE MASTER TRUST BANK OF JAPAN,LTD. AS TRUSTEE FOR GIM MULTI ASSET MOTHER FUND	0	5.262	5.262
**D	E TRADE NO FEE INTERNATIONAL INDEX FUND	0	17.960	17.960
**D	MONTERRAT FUND CAYMAN LP	0	2.997	2.997
**D	BURROUGHS WELLCOME FUND	0	77.190	77.190
**D	STATE OF NEW JERSEY COMMON PENSION FUND D	0	3.718.187	3.718.187
**D	JOHN HANCOCK LIFE AND HEALTH INSURANCE COMPANY	0	292.303	292.303
**D	SMTB FOREI GN STOCK INDEX MOTHER FUND	0	5.062	5.062
**D	THE MASTER TRUST BANK OF JAPAN LTD RE: HITACHI FOREIGN EQUITY UNDERLYING FUND	0	98.829	98.829



ENEL S.p.A.

12 maggio 2026

Assemblea Ordinaria del 12 maggio 2026

**LISTA ESITO DELLA VOTAZIONE**

**Oggetto: 1. Bilancio di esercizio al 31 dicembre 2025. Relazioni del Consiglio di Amministrazione, del Collegio Sindacale e della Società di revisione. Deliberazioni relative. Presentazione del bilancio consolidato al 31 dicembre 2025 comprensivo della Rendicontazione consolidata di sostenibilità relativa all'esercizio 2025.**

**FAVOREVOLI**

Badge	Ragione Sociale	Proprio	Delega	Totale
<b>Totale voti</b>	6,659,464,743			
<b>Percentuale votanti %</b>	99,447922			
<b>Percentuale Capitale %</b>	65,502846			

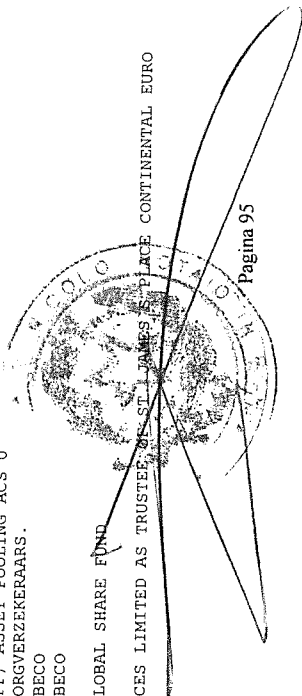
**LISTA ESITO DELLA VOTAZIONE**

**Oggetto: 1. Bilancio di esercizio al 31 dicembre 2025. Relazioni del Consiglio di Amministrazione, del Collegio Sindacale e della Società di revisione. Deliberazioni relative. Presentazione del bilancio consolidato al 31 dicembre 2025 comprensivo della Rendicontazione consolidata di sostenibilità relativa all'esercizio 2025. CONTRARI**

Badge	Ragione Sociale	Proprio	Delega	Totale
3	COMPUTERSHARE S.P.A. IN QUALITA' DI RAPPRESENTANTE DESIGNATO (SUBDELEGA TREVISAN) NELLA PERSONA DI ENRICO MONICELLI	0	0	0
**D	THE AMBER CAPITAL TRUST	0	23.000	23.000
**D	ROBECO CAPITAL GROWTH FUNDS	0	3.732.999	3.732.999
**D	ROBECO UCITS ICAV	0	10.596	10.596
**D	GOVERNMENT SUPERANNUATION FUND	0	23.535	23.535
**D	WM POOL - EQUITIES TRUST NO. 75	0	250.838	250.838
**D	IRCANTEC ACTIONS EUROPE AGI	0	1.500.000	1.500.000
**D	INCOME CAPITAL MANAGEMENT S.R.O.	0	211	211
**D	LOF GLOBAL SYSTEMS CHANGE	0	9.426	9.426
**D	LOF TARGETNETZERO GLOBAL EQUITY	0	182.991	182.991
**D	LOF ALL ROADS GROWTH	0	124.346	124.346
**D	LOF ALL ROADS CONSERVATIVE	0	28.619	28.619
**D	LOF PLANETARY TRANSITION	0	329.957	329.957
**D	LOF TARGETNETZERO EUROPE EQUITY	0	101.973	101.973
**D	PRI JP MORGAN EUROZONE EQUITY	0	1.559.684	1.559.684
**D	VF LUX EUROPE EQUITIES	0	155.540	155.540
**D	CSA LOS EUROPE EQUITY	0	509.968	509.968
**D	LOF ALL ROADS	0	165.350	165.350
**D	MHEF NL FZENA	0	58.448	58.448
**D	LOIS CH TARGETNEZERO GLOBAL EX C EQUITY	0	40.425	40.425
**D	EPARGNE ETHIQUE FLEXIBLE	0	5.131	5.131
**D	CARPIMKO ACTIONS LO	0	370.000	370.000
**D	ECOFI OPTIM VARIANCE	0	27.231	27.231
**D	ECOFI SMART TRANSITION	0	507.067	507.067
**D	CHOIX SOLIDAIRE	0	103.417	103.417
**D	ECOFI CAPITAL GARANTI 2029	0	141.906	141.906
**D	ARRCO QUANT II	0	230.921	230.921
**D	THE STANDARD BANK OF SOUTH AFRICA LTD	0	344.279	344.279
**D	BLACKROCK LIFE LIMITED	0	966.317	966.317
**D	ECCLESIASTICAL INSURANCE OFFICE PIC STAFF RETIREMENT BENEFIT FUND	0	72.000	72.000
**D	CHURCH OF ENGLAND INVESTMENT FUND FOR PENSIONS.	0	461.598	461.598
**D	ROBECO INSTITUTIONAL ASSET MANAGEMENT B V AS THE MANAGER OF NATIONAL EMPLOYMENT SAVINGS TRUST	0	11.656	11.656
**D	THE PENSION BOARDS-UNITED CHURCH OF CHRIST INC.	0	8.197.880	8.197.880
**D	WS WALES PENSION PARTNERSHIP (WALES PP) ASSET POOLING ACS U	0	93.323	93.323
**D	STICHTING BEDRUFSTAKPENSIOENFONDS ZORGVERZEKERAAARS.	0	2.100.490	2.100.490
**D	WM POOL - EQUITIES TRUST NO. 76 - ROBECO	0	677.595	677.595
**D	WM POOL - EQUITIES TRUST NO. 31 - ROBECO	0	56.097	56.097
**D	TIMOTHY PLAN INTERNATIONAL ETF	0	14.218	14.218
**D	IRONBARK ROYAL LONDON DIVERSIFIED G LOBAL SHARE FUND	0	75.960	75.960
**D	PREDENTIAL HONG KONG LIMITED	0	37.491	37.491
**D	NATWEST TRUSTEE AND DEPOSITARY SERVICES LIMITED AS TRUSTEE OF ST. JAMES PLACE CONTINENTAL EURO	0	272.438	272.438
**D		0	1.117.541	1.117.541

**Totale voti** 24.692.462  
**Percentuale votanti %** 0,368740

Azionisti in delega: 41



ENEL S.p.A.

12 maggio 2026

Assemblea Ordinaria del 12 maggio 2026

## LISTA ESITO DELLA VOTAZIONE

Oggetto: **1. Bilancio di esercizio al 31 dicembre 2025. Relazioni del Consiglio di Amministrazione, del Collegio Sindacale e della Società di revisione. Deliberazioni relative. Presentazione del bilancio consolidato al 31 dicembre 2025 comprensivo della Rendicontazione consolidata di sostenibilità relativa all'esercizio 2025.**

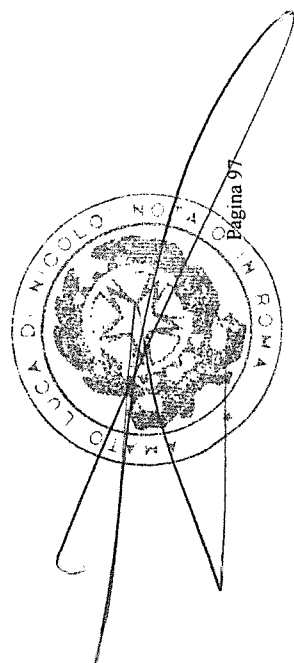
**CONTRARI**

Badge	Ragione Sociale	Proprio	Delega	Totale
<b>Percentuale</b>	<b>Capitale %</b>	0,242876		

LISTA ESITO DELLA VOTAZIONE

Oggetto: **1. Bilancio di esercizio al 31 dicembre 2025. Relazioni del Consiglio di Amministrazione, del Collegio Sindacale e della Società di revisione. Deliberazioni relative. Presentazione del bilancio consolidato al 31 dicembre 2025 comprensivo della Rendicontazione consolidata di sostenibilità relativa all'esercizio 2025.**  
**ASTENUTI**

Badge	Ragione Sociale	Proprio	Delega	Totale
1	COMPUTERSHARE S.P.A. IN QUALITA' DI RAPPRESENTANTE DESIGNATO 135-UNDECIES NELLA PERSONA DI ENRICO MONICELLI RIVA ANDREA	0	0	0
2	COMPUTERSHARE S.P.A. IN QUALITA' DI RAPPRESENTANTE DESIGNATO 135-NOVIES NELLA PERSONA DI ENRICO MONICELLI FERNETTI PIETRO MENGOLI CESARE GALLUZZO MASSIMO DE MASI CARLO PIERINI SANDRO MARRAS MARIO COLASURDO ROBERTO TESTA AMEDEO SAOTTA MASSIMO	0	1.000 0 13.500 400 4.351 5.359 7 10 6.157 900	1.000 0 13.500 400 4.351 5.359 7 10 6.157 900
3	COMPUTERSHARE S.P.A. IN QUALITA' DI RAPPRESENTANTE DESIGNATO (SUBDELEGA TREVISAN) NELLA PERSONA DI ENRICO MONICELLI	0	1.000	1.000
**D	HARVEST GLOBAL VALUE OPPORTUNITIES EQUITY FUND	0	2.156	2.156
**D	TEACHERS' RETIREMENT SYSTEM OF THE CITY OF NEW YORK	0	760.975	760.975
**D	BNP PARIBAS S.A	0	2.999	2.999
**D	FONDO NAZIONALE PENSIONE COMPLEMENTARE COMETA	0	222.535	222.535
**D	CMIG ACCESS 70PC FLEXIBLE	0	1.558	1.558
**D	REGARD EUROPE ACTIONS LARGE	0	511.115	511.115
**D	OILLIC STEPHANE	0	4	4
**D	CHALLENGE FUNDS CHALLENGE ITALIAN EQUITY	0	1.182.600	1.182.600
**D	CITY OF NEW YORK GROUP TRUST	0	9.371.735	9.371.735
**D	AVIP BLACKROCK ADVANTAGE INTERNATIONAL EQUITY PORTFOLIO	0	188.703	188.703
<b>Totale voti</b>				<b>12.277.064</b>
<b>Percentuale votanti %</b>				<b>0,183337</b>
<b>Percentuale Capitale %</b>				<b>0,120758</b>



## LISTA ESITO DELLA VOTAZIONE

Oggetto: **1. Bilancio di esercizio al 31 dicembre 2025. Relazioni del Consiglio di Amministrazione, del Collegio Sindacale e della Società di revisione. Deliberazioni relative. Presentazione del bilancio consolidato al 31 dicembre 2025 comprensivo della Rendicontazione consolidata di sostenibilità relativa all'esercizio 2025.**  
**VOTI ESCLUSI DAL QUORUM Deliberativo**

Badge	Ragione Sociale	Proprio	Delega	Totale
1	COMPUTERSHARE S.P.A. IN QUALITA' DI RAPPRESENTANTE DESIGNATO 135-UNDECIES NELLA PERSONA DI ENRICO MONICELLI	0	0	0
**D	INTESA SANPAOLO S.P.A.	0	0	0
3	COMPUTERSHARE S.P.A. IN QUALITA' DI RAPPRESENTANTE DESIGNATO (SUBDELEGA TREVISAN) NELLA PERSONA DI ENRICO MONICELLI	0	198.465.000	198.465.000
**D	0	0	0	0
**D	MEDIOBANCA SGR - MEDIOBANCA ITALIAN EQUITY ALL CAP	0	317.000	317.000
**D	MEDIOBANCA SGR - MEDIOBANCA EUROPEAN EQUITY	0	173.000	173.000
<b>Totale voti</b>		<b>198.955.000</b>		
<b>Percentuale votanti %</b>		<b>2,971059</b>		
<b>Percentuale Capitale %</b>		<b>1,956932</b>		

