

Informazione Regolamentata n. 0116-35-2024	Data/Ora Inizio Diffusione 6 Maggio 2024 18:03:19	Euronext Milan
--	--	----------------

Societa' : ENEL

Identificativo Informazione
Regolamentata : 190115

Utenza - Referente : ENELN07 - Giannetti

Tipologia : REGEM

Data/Ora Ricezione : 6 Maggio 2024 18:03:19

Data/Ora Inizio Diffusione : 6 Maggio 2024 18:03:19

Oggetto : Enel publishes 2024 first quarter Group
operating data Report

Testo del comunicato

Vedi allegato



**PRESS
RELEASE****International Press Office**

T +39 06 8305 5699
ufficiostampa@enel.com
gnm@enel.com
enel.com

Investor Relations

T +39 06 8305 7975
investor.relations@enel.com
enel.com

**ENEL PUBLISHES 2024 FIRST QUARTER GROUP OPERATING DATA
REPORT**

Rome, May 6th, 2024 – Enel S.p.A. ("Enel") published its Quarterly Bulletin ("Report"), with the Group's operating data relating to the first quarter of 2024.

The Report, which is published ahead of the approval by the Enel Board of Directors and the disclosure of the performance and financial data contained in Enel's periodic financial reports, is aimed at further strengthening Enel's transparency towards the financial community, in line with best practices in the most advanced markets.

The Report attached to this press release is available to the public at Enel's registered office, on the Enel website (www.enel.com), and - together with this press release - through the authorised storage mechanism "eMarket Storage" (www.emarketstorage.it).

Q1 2024

Quarterly Bulletin



Quarterly bulletin

Pro-forma KPIs Q1 2024



Index

1. Enel Green Power & Conventional Generation



2. Grids



3. Global Retail

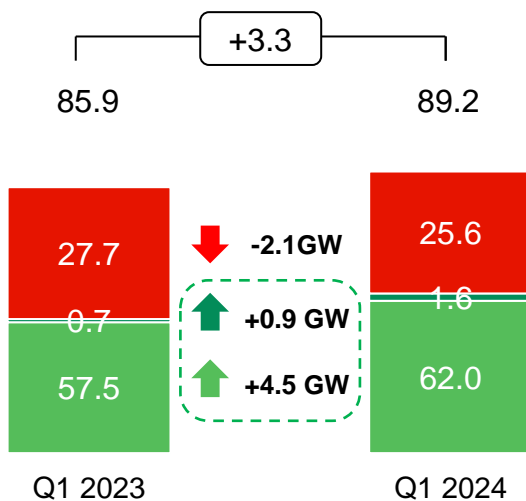




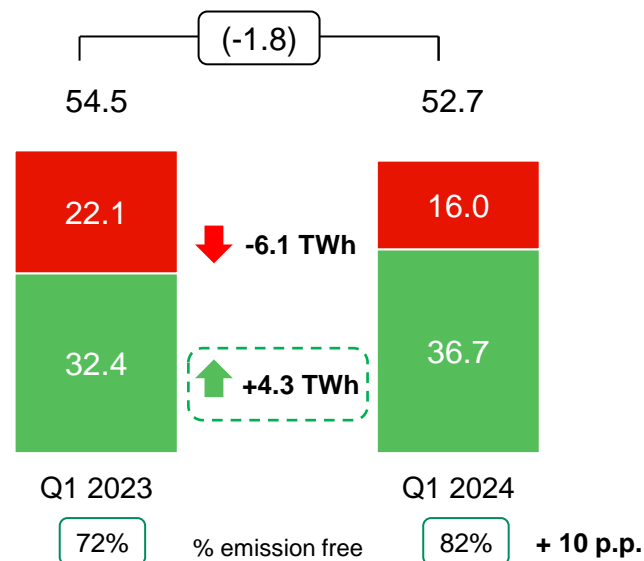
Enel Green Power & Conventional Generation

Pro-forma operating data Q1 2024¹

Installed capacity (GW)



Production evolution (TWh)



■ Renewables ■ Conventional Generation ■ BESS

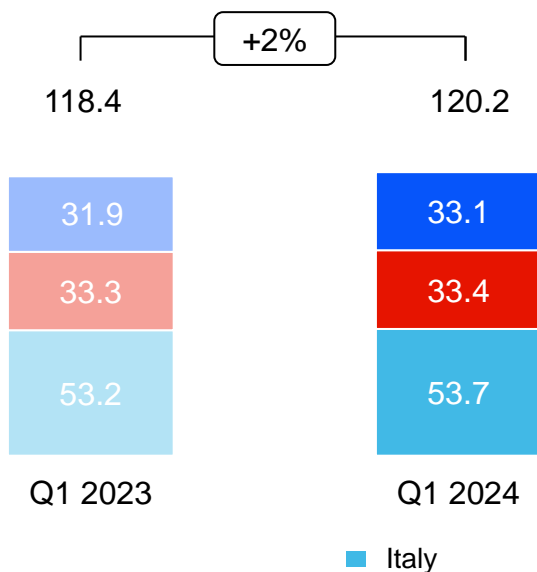
1. Rounded figures. Includes capacity and production from renewable managed assets. Pro-forma numbers are net of the disposals executed in 2023 and 2024 of Solar and Geothermal assets in US, Costanera, Dock Sud (Argentina), generation assets in Chile, Enel Green Power Romania and Oil & Gas asset in Colombia.



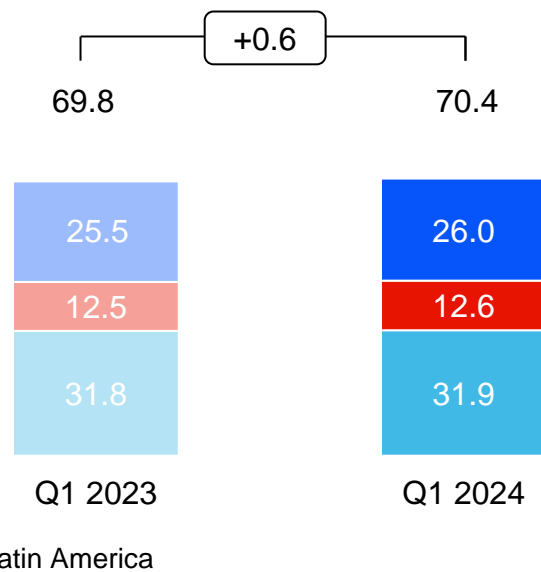
Grids

Pro-forma operating data¹ Q1 2024

Electricity distributed (TWh)



End users (mn)



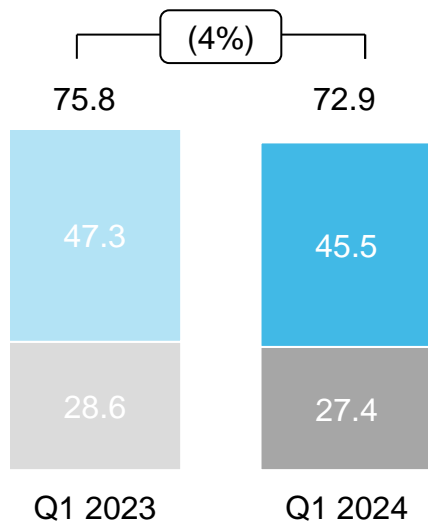
1. Pro-forma numbers are net of disposals executed in 2023 (Enel Romania for 3.8 TWh and 3.1 mn end users).



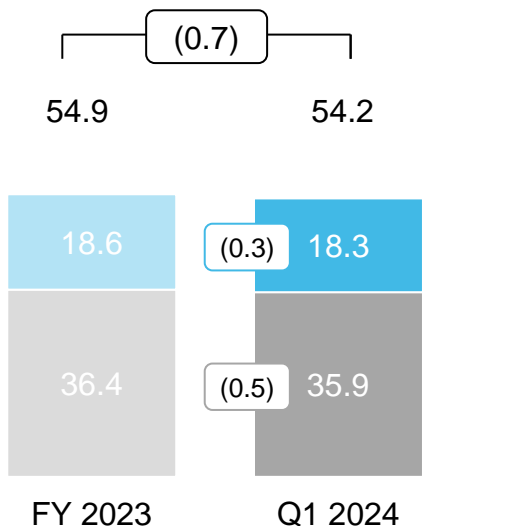
Global Retail

Pro-forma operating data Q1 2024

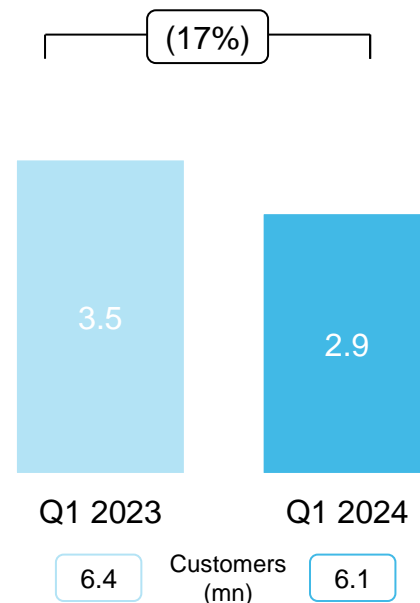
Energy sold¹ (TWh)



Power customers (mn)



Gas sold² (bcm)



■ Liberalized market ■ Regulated

6.4

Customers
(mn)

6.1

1. Pro-forma numbers are net of disposals executed in 2023 (Enel Romania for 2.3 TWh).
2. Pro-forma numbers are net of disposals executed in 2023 (Enel Romania for 0.1 bcm; and 0.2 mn customers)

Quarterly bulletin

Operating data Q1 2024



Index

1. Enel Green Power & Conventional Generation



2. Grids



3. Enel X Global Retail



4. Disclaimer

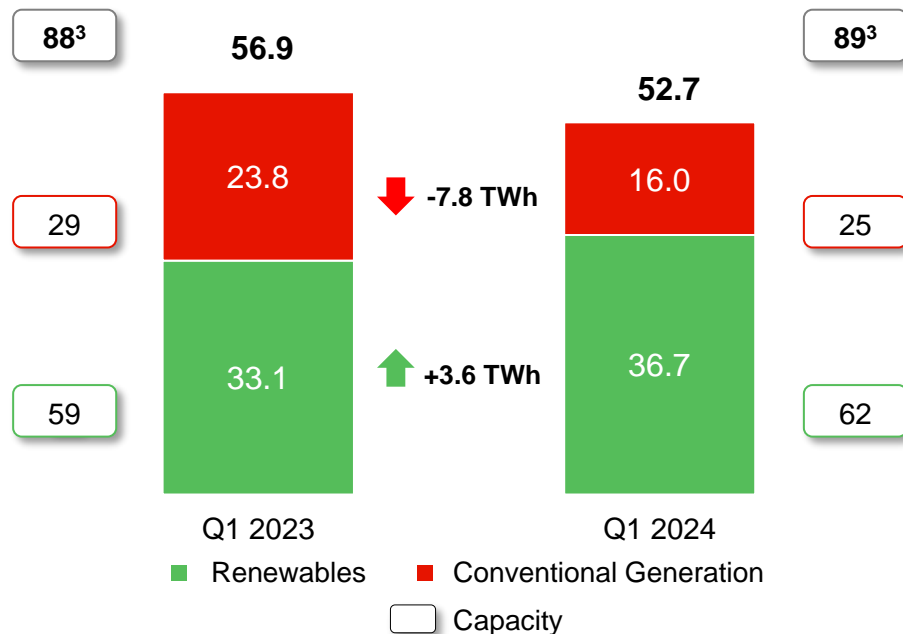




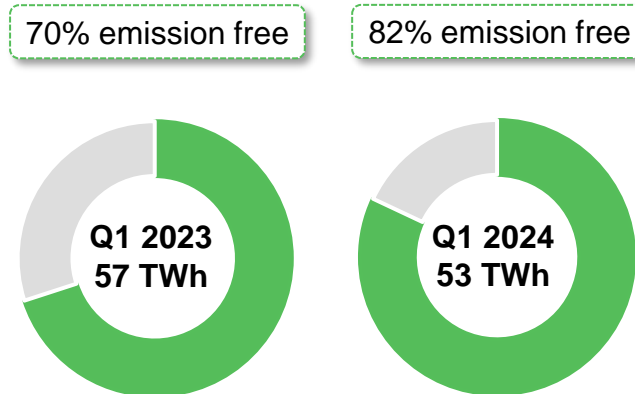
Enel Green Power & Conventional Generation

Operating data Q1 2024¹

Production evolution (TWh) and installed capacity (GW)



Emission free share of production²



1. Rounded figures. Includes capacity and production from renewable managed assets.
2. Considers nuclear + renewable (consolidated & managed).
3. It includes BESS Capacity (0.7 GW for Q1 2023 and 1.6 GW for Q1 2024)



Enel Green Power & Conventional Generation

Installed capacity & production at Group level

Installed capacity (MW)

Group	Q1 2024	% Weight	Q1 2023	% Weight	Δ yoy	2024 Add. Cap.
Hydro	28,337	34.8%	28,356	34.3%	-	1
Wind	15,853	19.5%	15,866	19.2%	-0.1%	-
Solar & Others	10,744	13.2%	8,678	10.5%	23.8%	409
Geothermal	860	1.1%	931	1.1%	-7.7%	-
Total Renewables	55,793	68.6%	53,831	65.1%	3.6%	410
Nuclear	3,328	4.1%	3,328	4.0%	-	-
Coal	4,627	5.7%	6,590	8.0%	-30%	-
CCGT	11,983	14.7%	12,811	15.5%	-6.5%	-
Oil & Gas	5,616	6.9%	6,107	7.4%	-8.0%	-
Total Conventional Generation	25,555	31.4%	28,836	34.9%	-11.4%	-
Total consolidated capacity	81,348	100%	82,667	100%	-1.6%	410
Managed capacity	6,197		4,860		27.5%	
Bess capacity	1,618		685		136.1%	
Total installed capacity	89,163		88,212		1.1%	

Production (GWh)

Group	Q1 2024	% Weight	Q1 2023	% Weight	Δ yoy	Quarter prod.
Hydro	16,323	33.5%	13,530	25.2%	20.6%	16,323
Wind	11,175	23.0%	11,845	22.0%	-5.7%	11,175
Solar & Others	3,770	7.7%	3,090	5.7%	22.0%	3,770
Geothermal	1,436	2.9%	1,486	2.8%	-3.4%	1,436
Total Renewables	32,703	67.2%	29,951	55.7%	9.2%	32,703
Nuclear	6,591	13.5%	6,835	12.7%	-3.6%	6,591
Coal	747	1.5%	5,251	9.8%	-85.8%	747
CCGT	7,199	14.8%	9,795	18.2%	-26.5%	7,199
Oil & Gas	1,445	3.0%	1,955	3.6%	-26.1%	1,445
Total Conventional Generation	15,982	32.8%	23,835	44.3%	-32.9%	15,982
Total consolidated production	48,685	100%	53,786	100%	-9.5%	48,685
Managed production	4,039		3,193		26.5%	
Total production	52,724		56,978		-7.5%	



Enel Green Power & Conventional Generation

Consolidated capacity & production – Italy

Installed capacity (MW)

Italy	Q1 2024	% Weight	Q1 2023	% Weight	Δ yoy	2024 Add. Cap.
Hydro	12,995	50.5%	12,996	49.5%	-	1
Wind	874	3.4%	861	3.3%	1.5%	-
Solar & Others	250	1.0%	52	0.2%	>100%	13
Geothermal	776	3.0%	776	3.0%	-	-
Total Renewables	14,895	57.9%	14,685	55.9%	1.4%	14
Coal	4,160	16.2%	4,720	18.0%	-11.9%	-
CCGT	4,607	17.9%	4,606	17.5%	-	-
Oil & Gas	2,052	8.0%	2,253	8.6%	-8.9%	-
Total Conventional Generation	10,819	42.1%	11,579	44.1%	-6.6%	-
Total	25,714	100%	26,264	100%	-2.1%	14

Production (GWh)

Italy	Q1 2024	% Weight	Q1 2023	% Weight	Δ yoy	Quarter prod.
Hydro	4,060	46.7%	2,654	22.2%	53.0%	4,060
Wind	445	5.1%	407	3.4%	9.3%	445
Solar & Others	29	0.3%	18	0.2%	60.7%	29
Geothermal	1,342	15.4%	1,302	10.9%	3.1%	1,342
Total Renewables	5,877	67.5%	4,382	36.6%	34.1%	5,877
Coal	464	5.3%	4,967	41.5%	-90.7%	464
CCGT	2,347	27.0%	2,618	21.9%	-10.4%	2,347
Oil & Gas	15	0.2%	11	0.1%	40.1%	15
Total Conventional Generation	2,826	32.5%	7,596	63.4%	-62.8%	2,826
Total	8,703	100%	11,978	100%	-27.3%	8,703



Enel Green Power & Conventional Generation

Consolidated capacity & production – Iberia

Installed capacity (MW)

Iberia	Q1 2024	% Weight	Q1 2023	% Weight	Δ yoy	2024 Add. Cap.
Hydro	4,746	22.2%	4,746	21.5%	-	-
Wind	2,884	13.5%	2,882	13.1%	-	-
Solar & Others	2,367	11.1%	1,665	7.6%	42.2%	98
Total Renewables	9,997	46.8%	9,293	42.2%	7.6%	98
Nuclear	3,328	15.6%	3,328	15.1%	-	-
Coal	241	1.1%	1,644	7.5%	-85.3%	-
CCGT	5,445	25.5%	5,445	24.7%	-	-
Oil & Gas	2,333	10.9%	2,333	10.6%	-	-
Total Conventional Generation	11,347	53.2%	12,751	57.8%	-11.0%	-
Total	21,344	100%	22,044	100%	-3.2%	98

Production (GWh)

Iberia	Q1 2024	% Weight	Q1 2023	% Weight	Δ yoy	Quarter prod.
Hydro	2,131	13.6%	1,506	9.6%	41.5%	2,131
Wind	2,167	13.9%	1,944	12.4%	11.5%	2,167
Solar & Others	719	4.6%	491	3.1%	46.7%	719
Total Renewables	5,017	32.1%	3,940	25.1%	27.3%	5,017
Nuclear	6,591	42.2%	6,835	43.6%	-3.6%	6,591
Coal	-	0.0%	211	1.3%	-100.0%	-
CCGT	2,957	18.9%	3,615	23.1%	-18.2%	2,957
Oil & Gas	1,052	6.7%	1,079	6.9%	-2.4%	1,052
Total Conventional Generation	10,601	67.9%	11,740	74.9%	-9.7%	10,601
Total	15,618	100%	15,680	100.0%	-0.4%	15,618



Enel Green Power & Conventional Generation

Consolidated capacity & production – Latin America

Installed capacity (MW)

Latin America	Q1 2024	% Weight	Q1 2023	% Weight	Δ yoy	2024 Add. Cap.
Hydro	10,544	45.3%	10,542	46.9%	-	-
Wind	4,524	19.4%	3,517	15.6%	28.6%	-
Solar & Others	4,732	20.3%	3,845	17.1%	23.1%	198
Geothermal	83	0.4%	83	0.4%	-	-
Total Renewables	19,883	85.4%	17,987	80.0%	10.5%	198
Coal	226	1.0%	226	1.0%	-	-
CCGT	1,931	8.3%	2,760	12.3%	-30.0%	-
Oil & Gas	1,231	5.3%	1,520	6.8%	-19.0%	-
Total Conventional Generation	3,388	14.6%	4,506	20.0%	-24.8%	-
Total	23,271	100.0%	22,493	100%	3.5%	198

Production (GWh)

Latin America	Q1 2024	% Weight	Q1 2023	% Weight	Δ yoy	Quarter prod.
Hydro	10,114	58.3%	9,321	51.3%	8.5%	10,114
Wind	2,673	15.4%	2,719	15.0%	-1.7%	2,673
Solar & Others	1,902	11.0%	1,536	8.5%	23.9%	1,902
Geothermal	94	0.5%	88	0.5%	7.1%	94
Total Renewables	14,783	85.3%	13,663	75.2%	8.2%	14,783
Coal	283	1.6%	72	0.4%	n.m.	283
CCGT	1,894	10.9%	3,562	19.6%	-46.8%	1,894
Oil & Gas	378	2.2%	865	4.8%	-56.4%	378
Total Conventional Generation	2,555	14.7%	4,499	24.8%	-43.2%	2,555
Total	17,338	100.0%	18,162	100%	-4.5%	17,338

Enel Green Power & Conventional Generation

Consolidated capacity & production – North America & Other countries



Installed capacity (MW)

North America

Tech	Q1 2024	% Weight	Q1 2023	% Weight	Δ yoy	Add. Cap.
Hydro	52	0.5%	53	0.5%	-1.0%	-
Wind	7,195	70.0%	7,196	74.6%	-	-
Solar & Others	3,038	29.5%	2,320	24.1%	31.0%	100
Geothermal	-	-	72	0.7%	-	-
Total	10,286	100%	9,640	100%	6.7%	100

Africa, Asia & Oceania

Q1 2024	% Weight	Q1 2023	% Weight	Δ yoy	Add. Cap.
-	-	-	-	-	-
371	50.9%	539	44.7%	-31.2%	-
357	49.1%	667	55.3%	-46.4%	-
-	-	-	-	-	-
729	100%	1,206	100%	-39.6%	-

Production (GWh)

Tech	Q1 2024	% Weight	Q1 2023	% Weight	Δ yoy	Q1 Prod.
Hydro	17	0.3%	33	0.5%	-47.9%	17
Wind	5,697	85.3%	5,892	87.8%	-3.3%	5,697
Solar & Others	964	14.4%	687	10.2%	40.2%	964
Geothermal	-	-	97	1.4%	-100.0%	-
Total	6,678	100%	6,709	100%	-0.5%	6,678

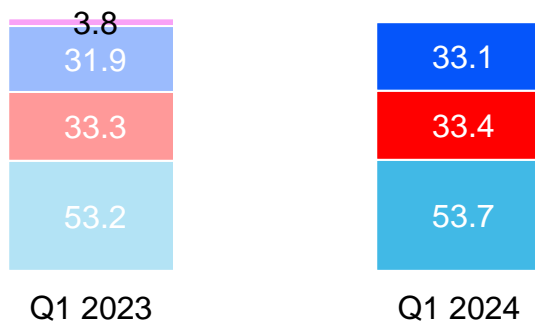
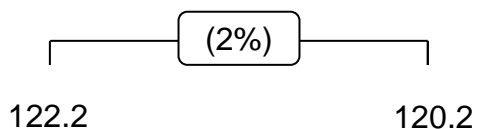
Q1 2024	% Weight	Q1 2023	% Weight	Δ yoy	Q1 Prod.
-	-	-	-	-	-
191	55.2%	266	45.0%	-28.2%	191
155	44.8%	325	55.0%	-52.2%	155
-	-	-	-	-	-
346	100%	591	100%	-41.4%	346



Grids

Operating data Q1 2024

Electricity distributed (TWh)¹



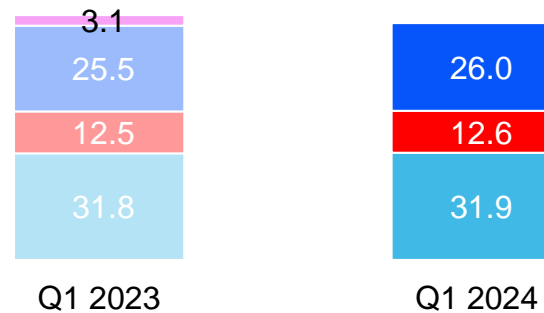
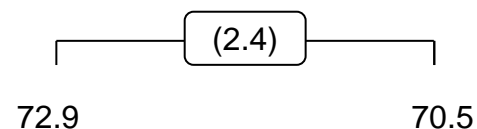
■ Italy

■ Iberia

■ Latin America

■ Rest of Europe

End users (mn)²

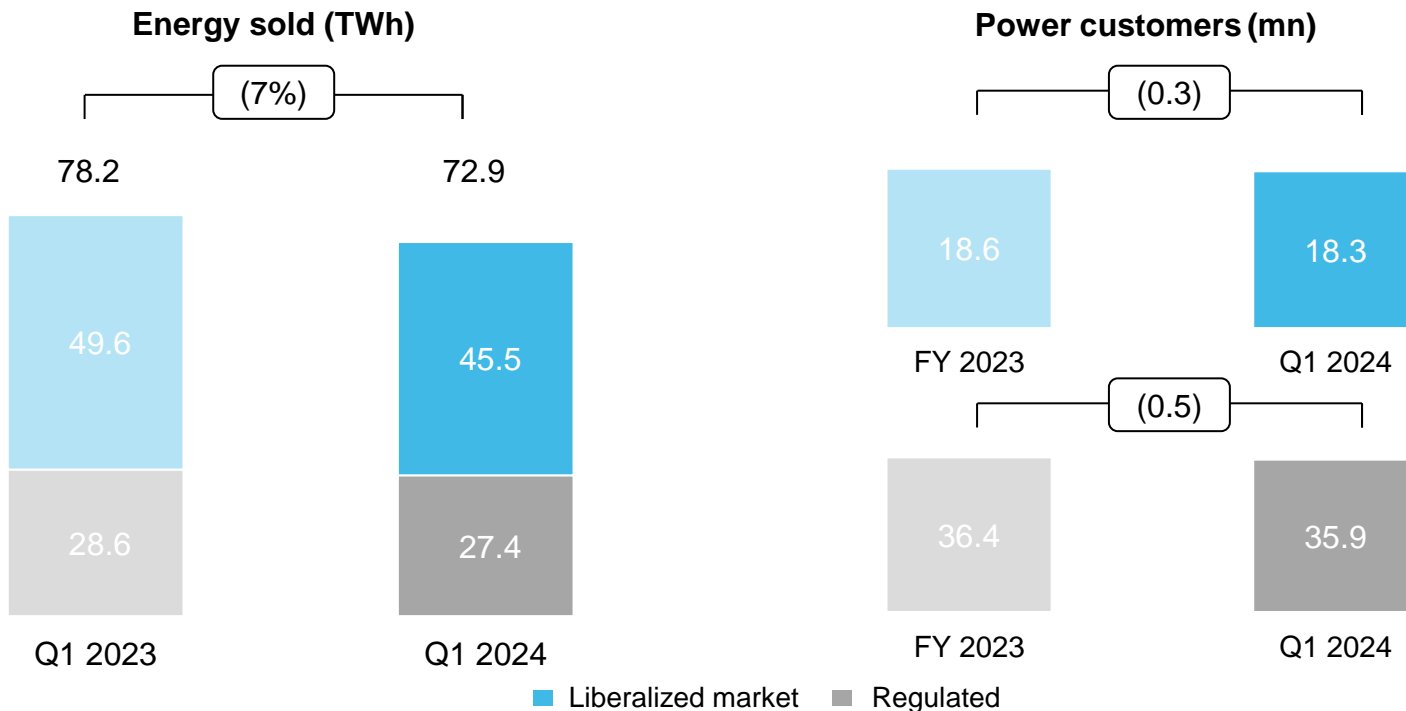


- Latin America breakdown – Q1 2024: Argentina 4.6 TWh, Brazil: 18.8 TWh, Chile: 3.6 TWh, Colombia: 3.8 TWh and Peru: 2.3 TWh. Q1 2023: Argentina: 4.9 TWh, Brazil: 17.5 TWh, Chile: 3.6 TWh, Colombia: 3.7 TWh and Peru: 2.2 TWh.
- Latin America breakdown – Q1 2024: Argentina 2.7 mn, Brazil: 15.7 mn, Chile: 2.1 mn, Colombia: 3.9 mn and Peru: 1.6 mn. Q1 2023: Argentina: 2.6 mn, Brazil: 15.5 mn, Chile: 2.1 mn, Colombia: 3.8 mn and Peru: 1.5 mn.



Retail at Group level

Operating data Q1 2024

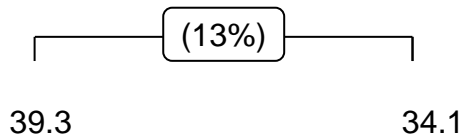




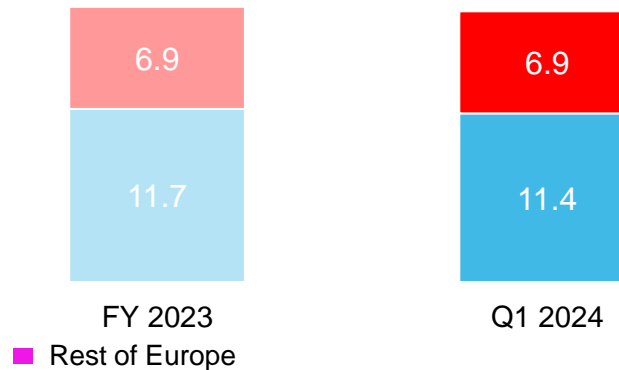
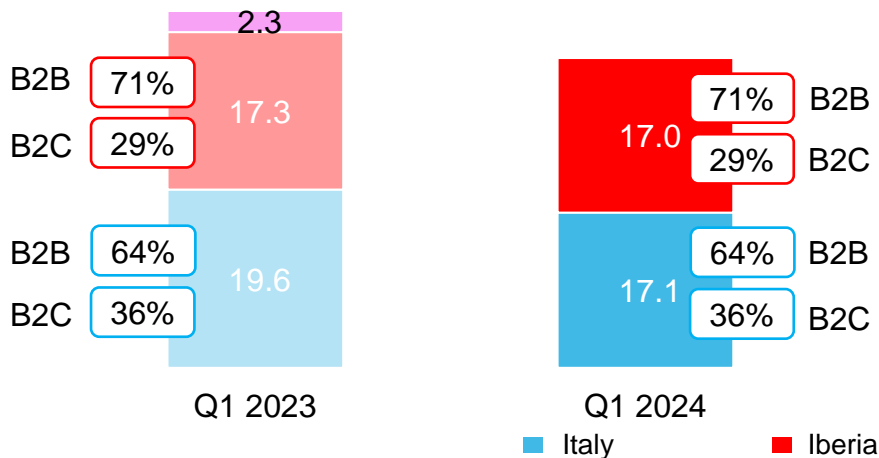
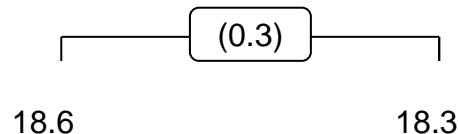
Retail – Liberalized power markets, Europe

Operating data Q1 2024¹

Energy sold (TWh)



Power customers (mn)

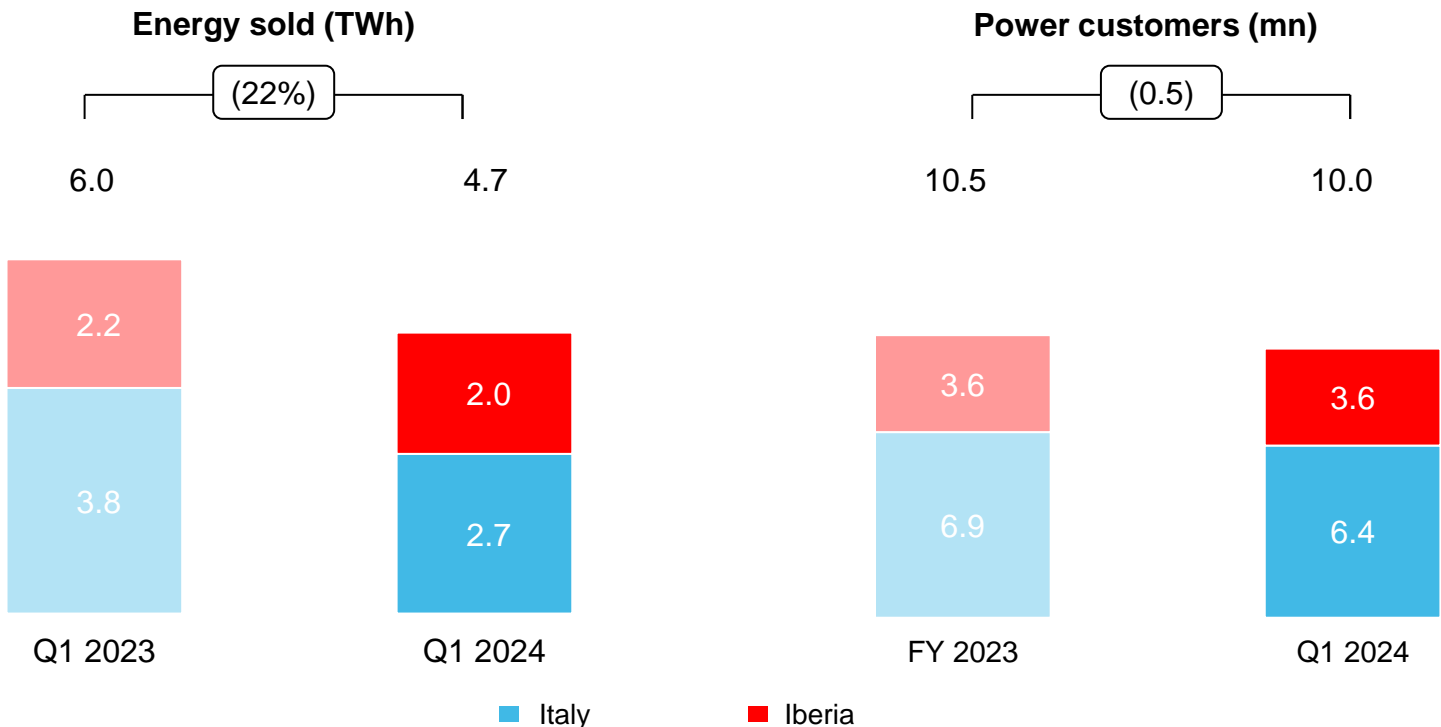


1. 2023 restated figures



Retail – Regulated power markets, Europe

Operating data Q1 2024

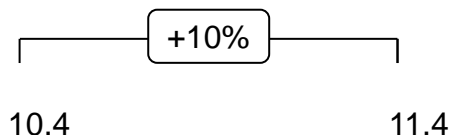




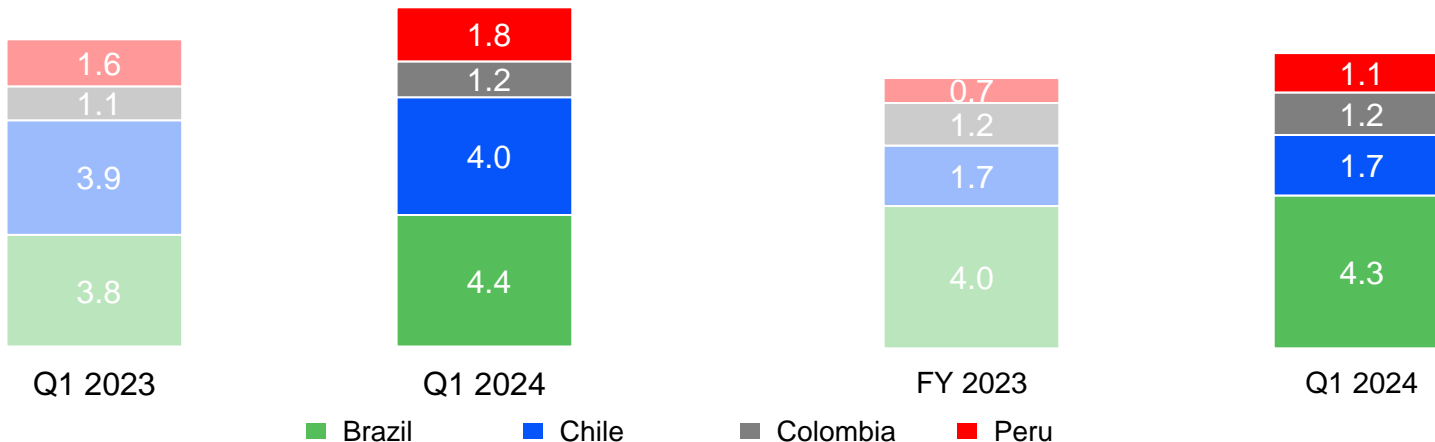
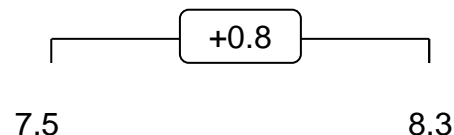
Retail – Liberalized power markets, Latin America

Operating data Q1 2024

Energy sold (TWh)



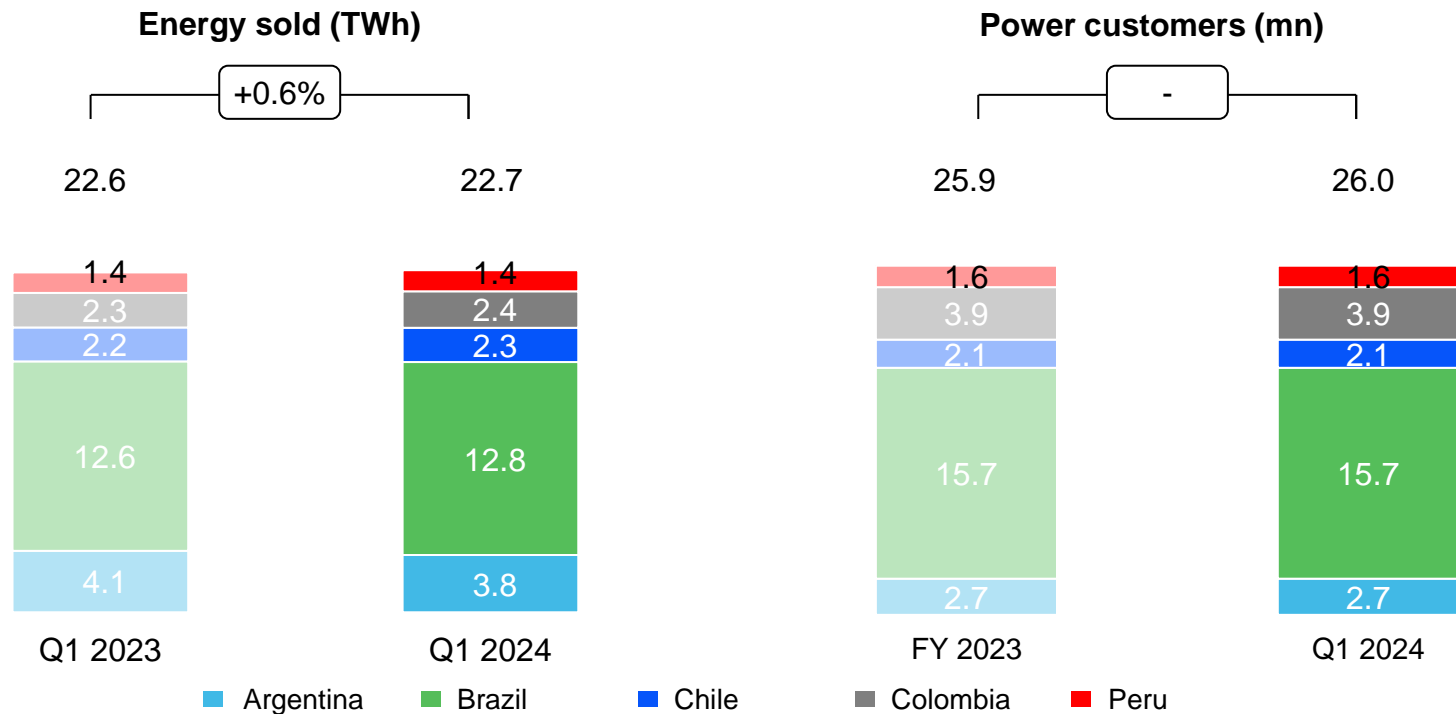
Power customers (000')





Retail – Regulated power markets, Latin America

Operating data Q1 2024

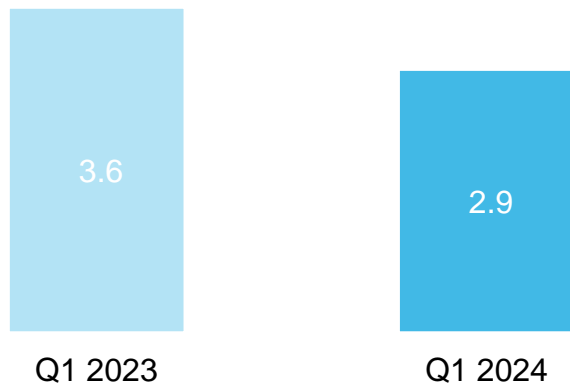
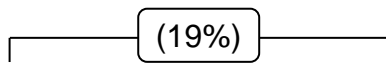




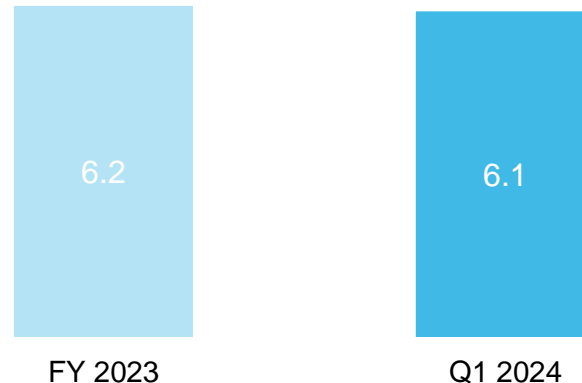

Retail – Gas market

Operating data Q1 2024

Gas sold (bcm)¹



Gas customers (mn)²



1. Q1 2024: Italy: 1.7 bcm, Iberia: 1.2 bcm, Latin America 0.06 bcm; Q1 2023 : Italy: 2.1 bcm, Iberia: 1.4 bcm, Rest of Europe 0.1 bcm, Latin America 0.04 bcm.
 2. Q1 2024: Italy: 4.2 mn, Iberia: 1.8 mn; FY 2023: Italy: 4.3 mn, Iberia: 1.8 mn

Disclaimer



The information contained in this presentation does not purport to be comprehensive and has not been independently verified by any independent third party.

This presentation does not constitute a recommendation regarding the securities of the Company. This presentation does not contain an offer to sell or a solicitation of any offer to buy any securities issued by Enel S.p.A. or any of its subsidiaries.

Quarterly bulletin Q1 2024

Contact us



Monica Girardi

Head of Group Investor Relations

Investor Relations team

Federico Baroncelli

Serena Carioti

Gaia Cherubini

Federica Dori

Fabrizio Ragnacci

Danielle Ribeiro Da Encarnacao

Riccardo Ricci

Noemi Tomassi

Emanuele Toppi

Contacts

Email investor.relations@enel.com

Phone +39 06 8305 7975

Investor Relations App



iOS



Android



Channels



Website
Enel.com

Fine Comunicato n.0116-35-2024

Numero di Pagine: 24